

US00D899774S

(12) **United States Design Patent** (10) **Patent No.:** **US D899,774 S**  
**Dittrich** (45) **Date of Patent:** **\*\* Oct. 27, 2020**

(54) **BASKET**  
(71) Applicant: **Spectrum Diversified Designs, LLC**,  
Streetsboro, OH (US)  
(72) Inventor: **Megan Dittrich**, Twinsburg, OH (US)  
(73) Assignee: **SPECTRUM DIVERSIFIED**  
**DESIGNS, LLC**, Streetsboro, OH (US)  
(\*\*) Term: **15 Years**  
(21) Appl. No.: **29/699,589**  
(22) Filed: **Jul. 26, 2019**  
(51) **LOC (12) Cl.** ..... **03-01**  
(52) **U.S. Cl.**  
USPC ..... **D3/306**  
(58) **Field of Classification Search**  
USPC ..... D3/201, 304, 305, 306, 312, 314-315,  
D3/318-319  
CPC ... B65D 1/00; B65D 1/34; B65D 1/38; A47G  
19/12; A47G 23/06; A47G 21/08; A47J  
47/16  
See application file for complete search history.

D794,396 S \* 8/2017 Goodman ..... D7/601  
D811,170 S \* 2/2018 Goodman ..... D7/601  
D816,420 S \* 5/2018 Goodman ..... D7/601  
D818,322 S \* 5/2018 Goodman ..... D7/601  
(Continued)

**OTHER PUBLICATIONS**

Paxton 2-Tier Server, Spectrum Diversified website, <https://www.spectrumdiversified.com/products/paxton-2-tier-server>, dated Jul. 15, 2019, 1 page.

*Primary Examiner* — Kelley A Donnelly  
(74) *Attorney, Agent, or Firm* — Tucker Ellis LLP

(57) **CLAIM**

The ornamental design for a basket, as shown and described.

**DESCRIPTION**

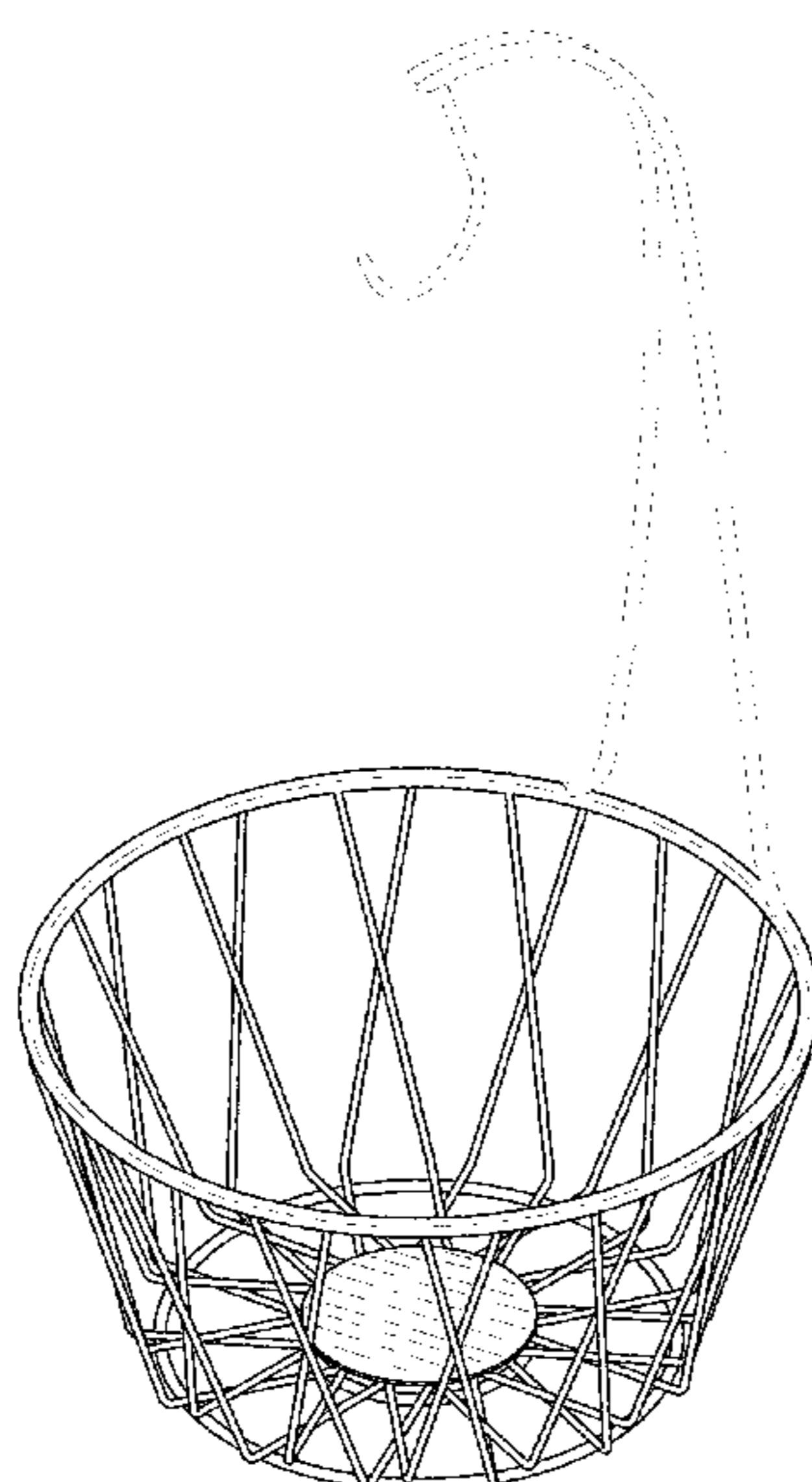
FIG. 1 is a perspective view of a basket showing my new design.  
FIG. 2 is a right side view thereof.  
FIG. 3 is a left side view thereof.  
FIG. 4 is a front view thereof.  
FIG. 5 is a rear view thereof.  
FIG. 6 is a top view thereof.  
FIG. 7 is a bottom view thereof.  
FIG. 8 is another left side view of the basket with the environment removed.  
FIG. 9 is another perspective view of the basket with the environment removed.  
FIG. 10 is another front view of the basket with the environment removed.  
FIG. 11 is another top view of the basket with the environment removed; and,  
FIG. 12 is another bottom view of the basket with the environment removed.  
The broken lines show portions of the design that form no part of the claimed design.

**1 Claim, 7 Drawing Sheets**

(56) **References Cited**

**U.S. PATENT DOCUMENTS**

D15,429 S \* 10/1884 Ayres ..... D30/129  
D646,933 S \* 10/2011 Goodman ..... D7/601  
D670,971 S \* 11/2012 Goodman ..... D7/601  
D671,371 S \* 11/2012 Goodman ..... D7/601  
D697,374 S \* 1/2014 Goodman ..... D7/601  
D748,437 S \* 2/2016 Goodman ..... D7/584  
D767,343 S \* 9/2016 Tsai ..... D7/601  
D771,442 S \* 11/2016 Goodman ..... D7/602  
D774,835 S \* 12/2016 Goodman ..... D7/601  
D776,984 S \* 1/2017 Goodman ..... D7/601  
D777,525 S \* 1/2017 Hsu ..... D7/602  
D784,088 S \* 4/2017 Goodman ..... D7/601  
D784,771 S \* 4/2017 Goodman ..... D7/584  
D787,891 S \* 5/2017 Goodman ..... D7/601  
D794,395 S \* 8/2017 Goodman ..... D7/601



(56)

**References Cited**

U.S. PATENT DOCUMENTS

D818,777 S	*	5/2018	Goodman	.....	D7/601
D833,223 S	*	11/2018	Wilson	.....	D7/500
D833,830 S	*	11/2018	Goodman	.....	D7/601
D862,990 S	*	10/2019	Goodman	.....	D7/602
D865,456 S	*	11/2019	Dittrich	.....	D7/602
D866,183 S	*	11/2019	Romzek	.....	D3/306
D887,220 S	*	6/2020	Gee, II	.....	D7/601
D887,221 S	*	6/2020	Gee, II	.....	D7/601
D887,222 S	*	6/2020	Gee, II	.....	D7/601
D887,223 S	*	6/2020	Gee, II	.....	D7/601
D891,779 S	*	8/2020	Dittrich	.....	D3/306

\* cited by examiner

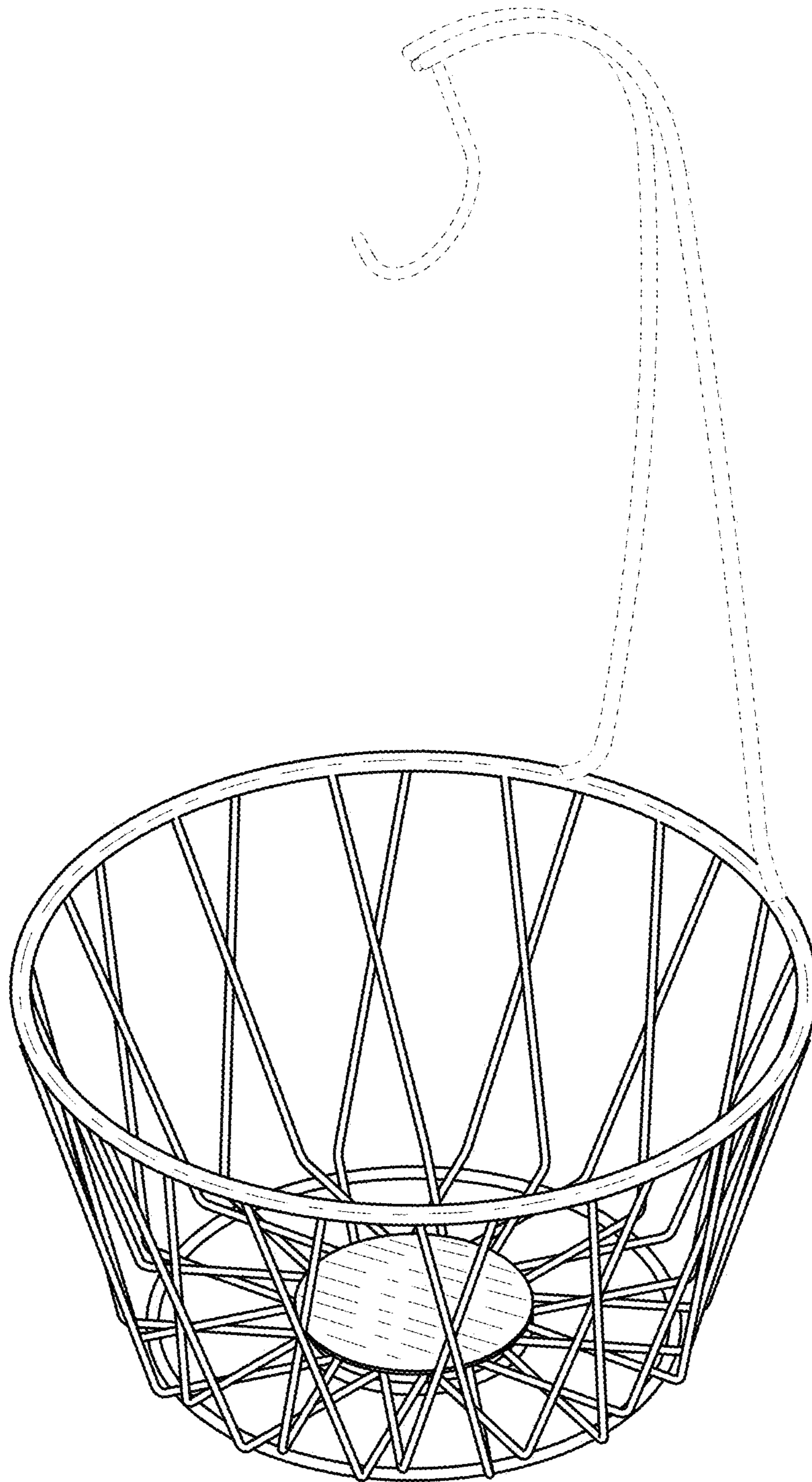


FIG. 1

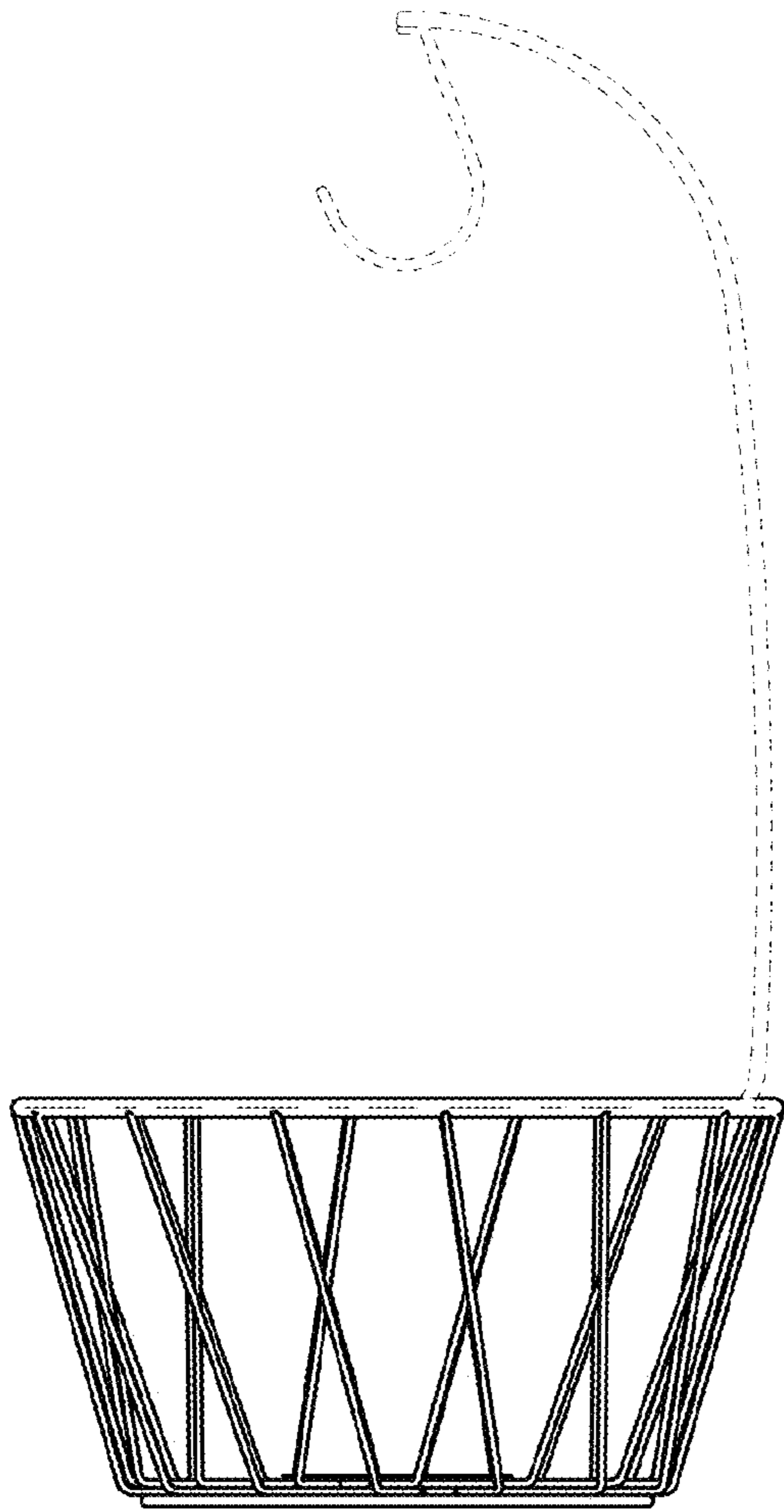


FIG. 2

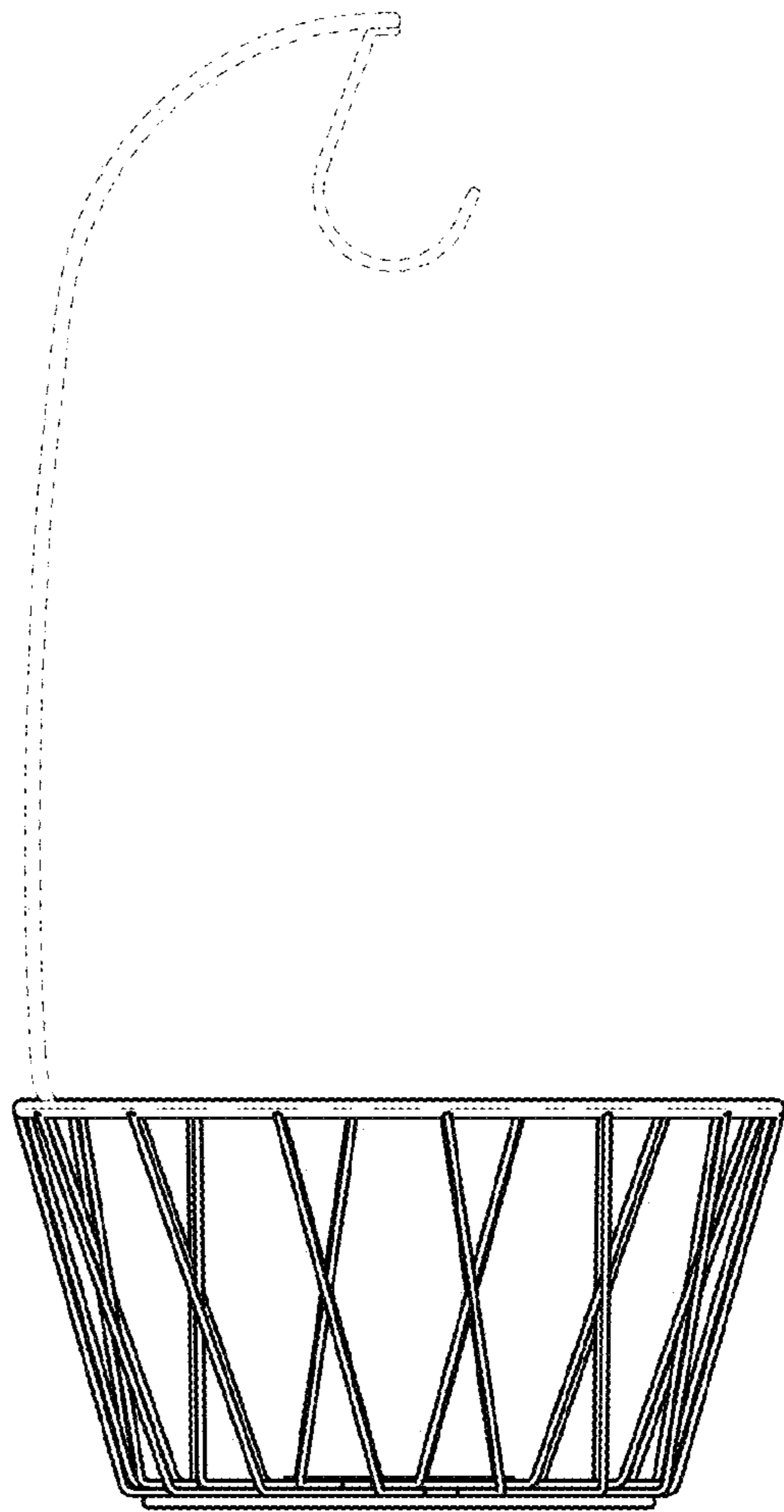


FIG. 3

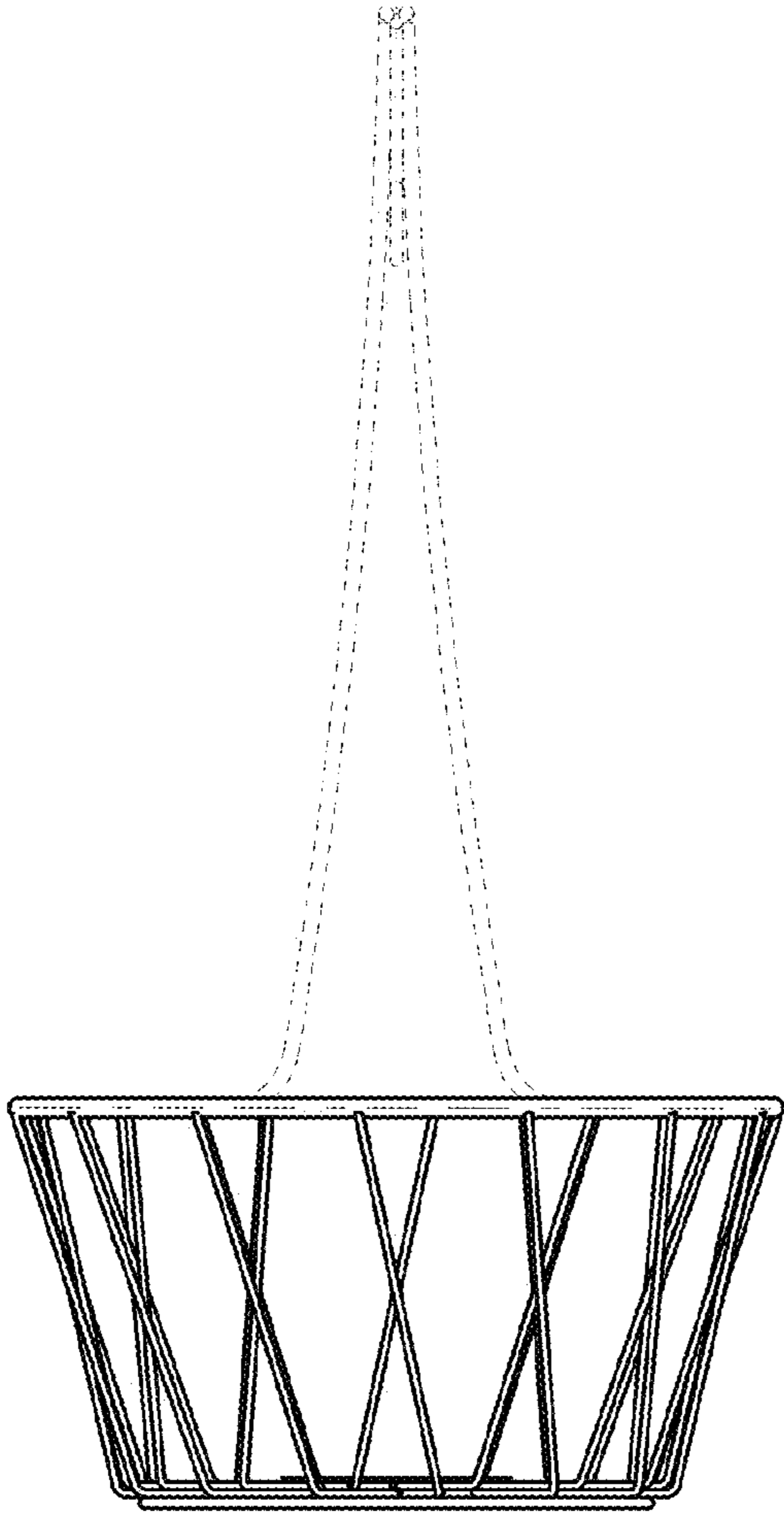


FIG. 4

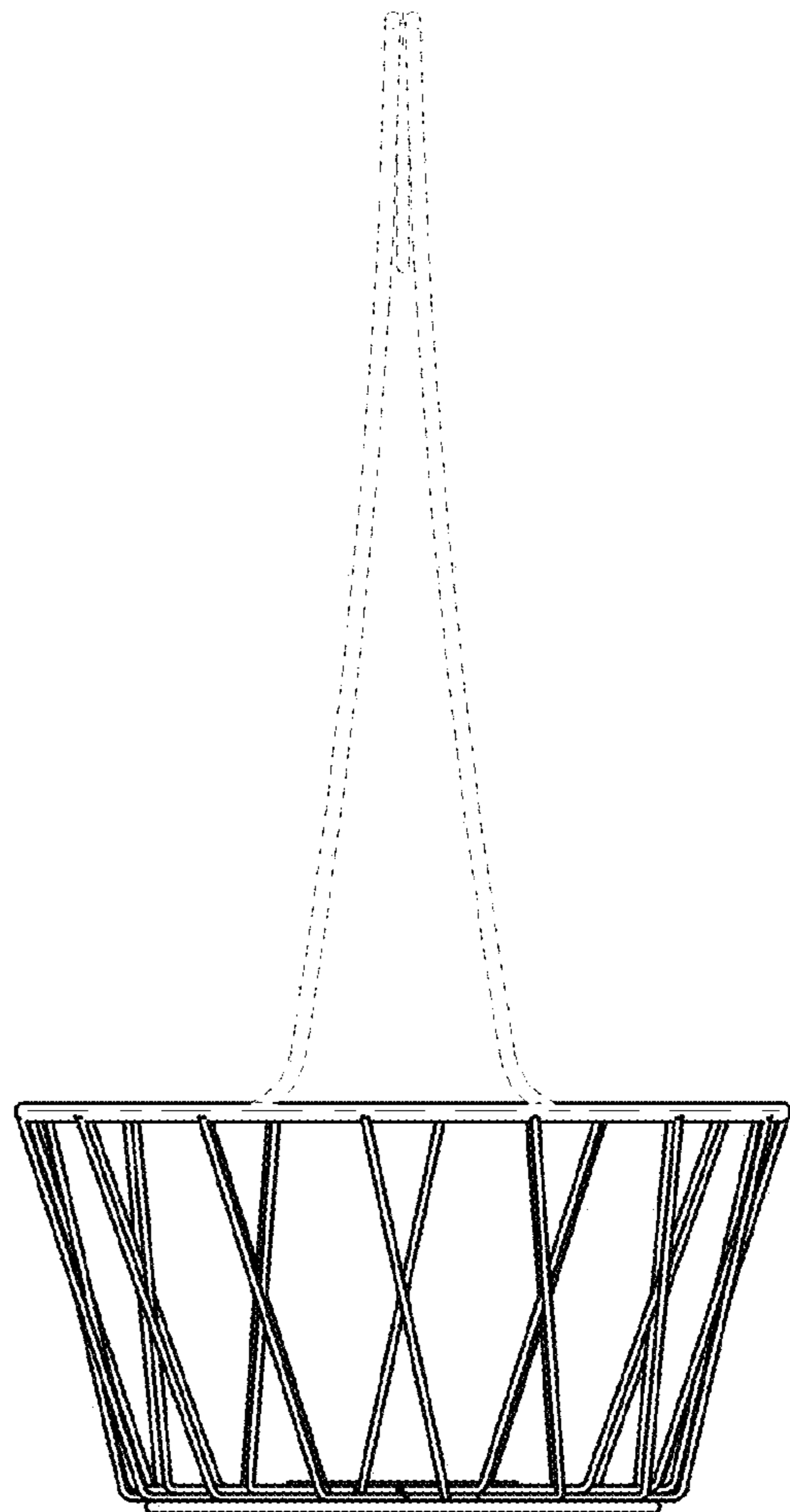


FIG. 5

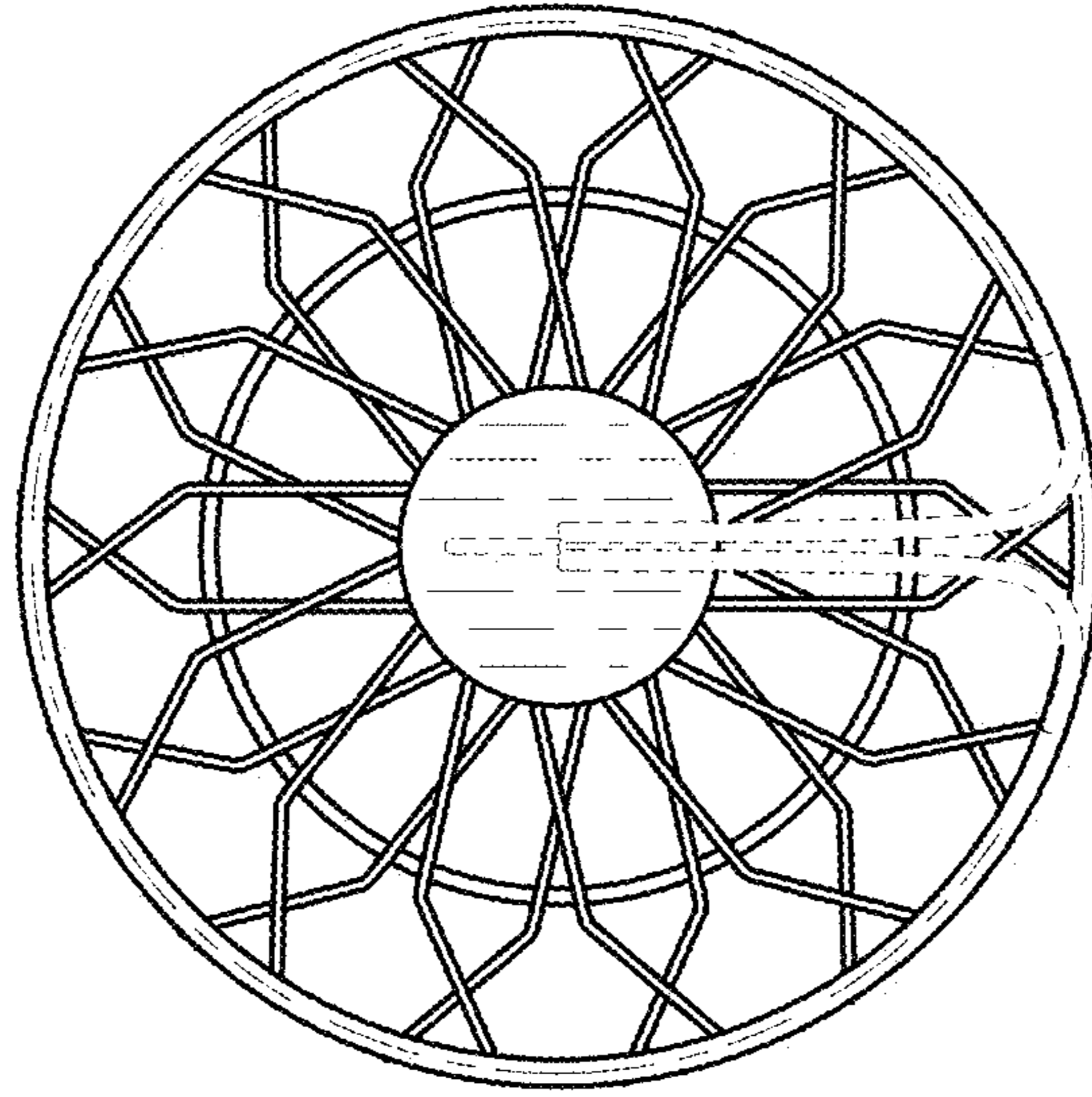


FIG. 6

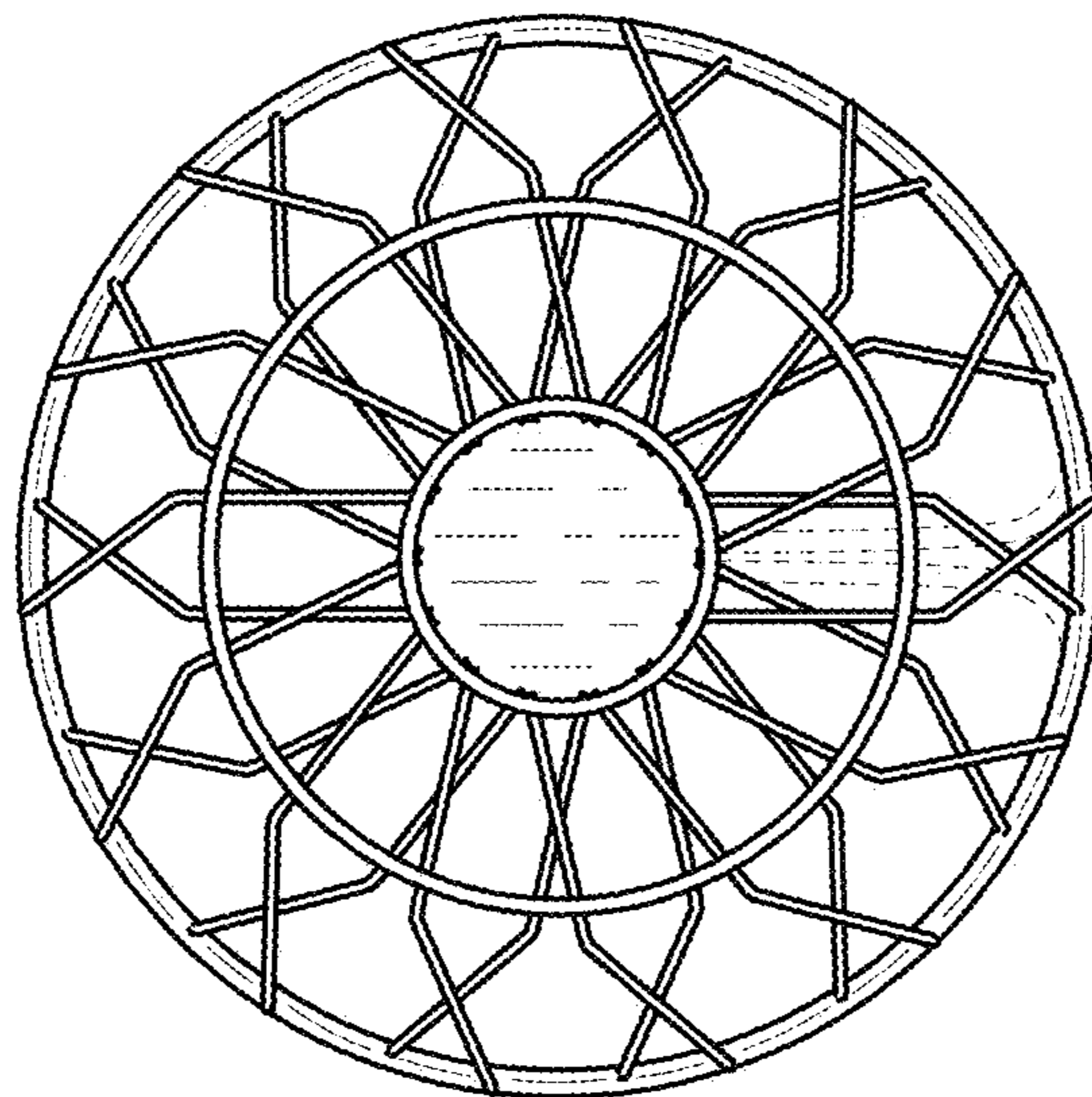


FIG. 7




FIG. 8

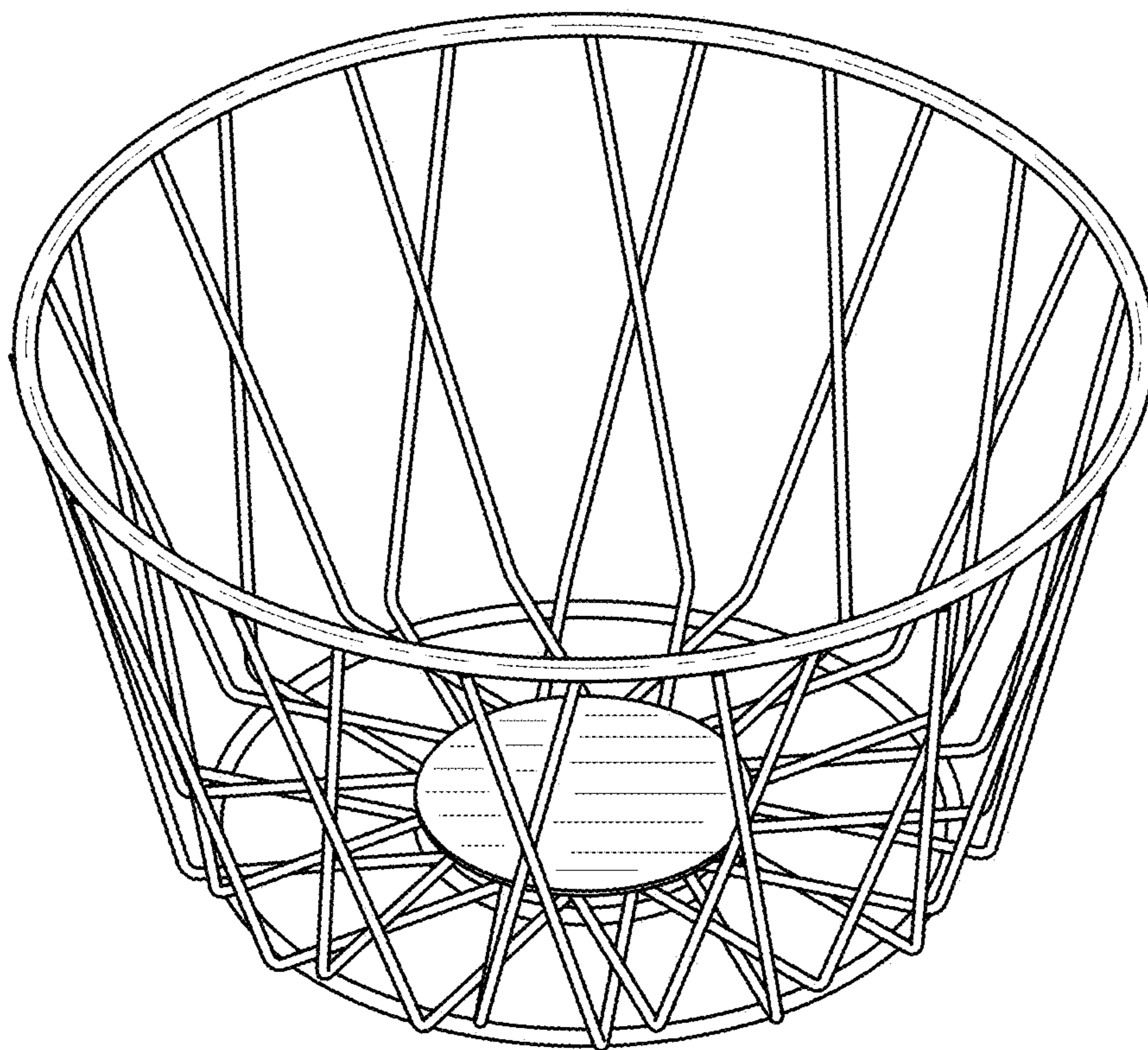


FIG. 9

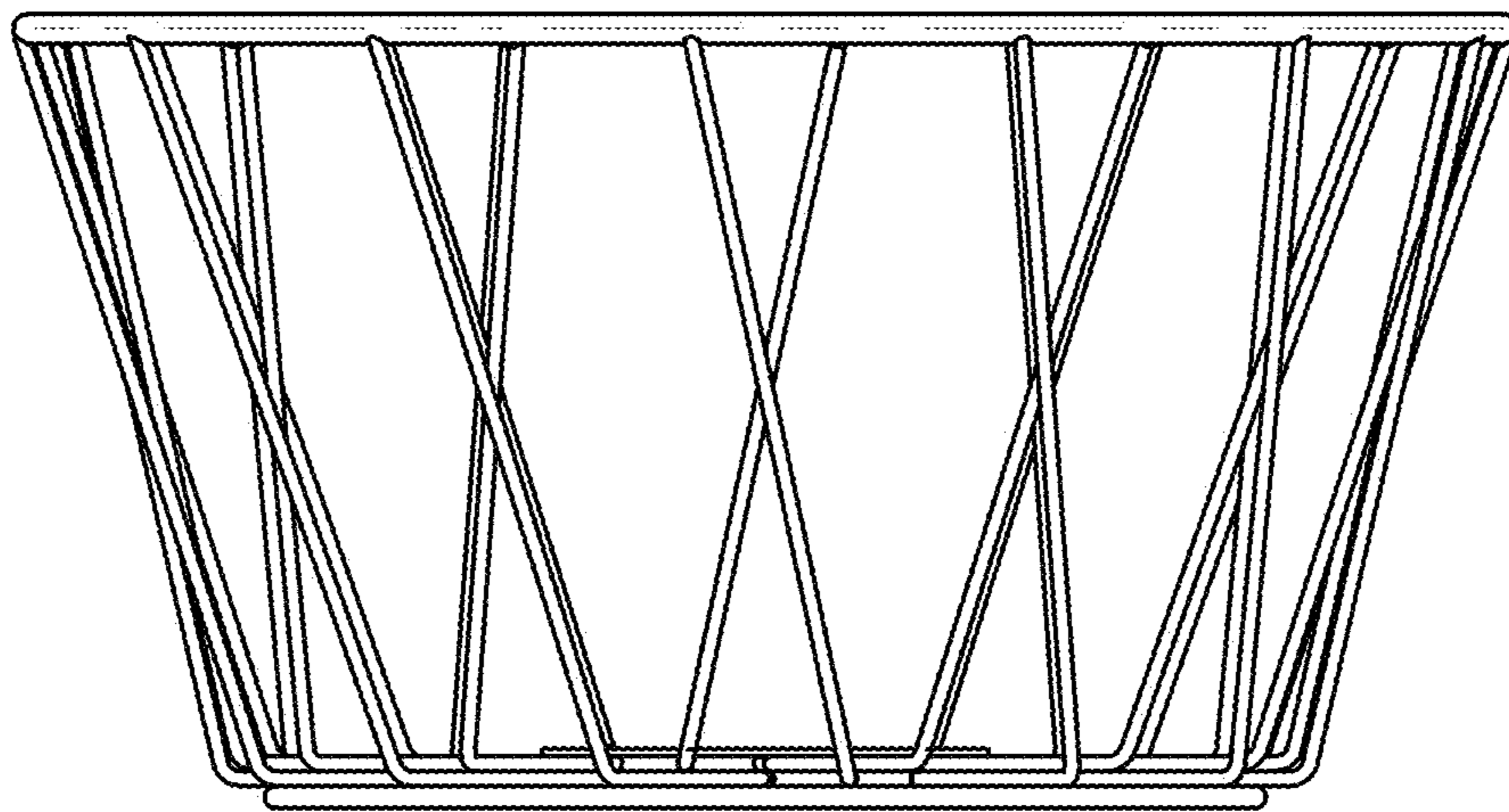


FIG. 10






FIG. 11




FIG. 12