



US00D899772S

(12) **United States Design Patent** (10) **Patent No.:** **US D899,772 S**
Kauffman et al. (45) **Date of Patent:** **** Oct. 27, 2020**

(54) **STRAW CASE**

(71) Applicant: **FC Brands LLC**, New York, NY (US)

(72) Inventors: **Heather Tomasetti Kauffman**,
Larchmont, NY (US); **Pieter Schouten**,
Berkeley, CA (US); **David Dennys**
Chitayat, Shanghai (CN); **Tal**
Chitayat, New York, NY (US)

(73) Assignee: **FC Brands LLC**, New York, NY (US)

(**) Term: **15 Years**

(21) Appl. No.: **29/682,029**

(22) Filed: **Mar. 1, 2019**

(51) **LOC (12) Cl.** **03-01**

(52) **U.S. Cl.**

USPC **D3/294**

(58) **Field of Classification Search**

USPC D3/200, 201, 203.1, 203.2, 204, 205,
D3/273-274, 276, 283, 284, 294-298,
D3/302, 315, 901, 903; D9/414, 418,
D9/420, 422-426, 428, 430, 432, 503,
D9/504; D7/300.2, 505, 641, 701, 703;
D27/172, 183, 184, 186, 187, 189, 190,
D27/191; D28/9, 73, 76, 78, 82, 91;
D6/659, 663, 667, 671.1; 206/6.1
CPC A45C 11/05; A45C 11/16; A45C 11/34;
A45C 11/36; A45C 13/005; A45D 33/00;
A45D 33/003; A45D 33/006; A45D
44/02; A45D 44/04; A45D 33/20; A45D
2200/053; B65D 1/22; B65D 7/02; B65D
7/28; B65D 7/065; B65D 2585/00; B65D
2585/54; B65D 2585/545; B65D 85/20;
B65D 85/22; B65D 85/28

See application file for complete search history.

(56) **References Cited**

U.S. PATENT DOCUMENTS

D427,433 S * 7/2000 Leibbeck D27/189
D431,902 S * 10/2000 Mellin D3/203.1

D448,931 S * 10/2001 Gutierrez D3/274
D474,020 S * 5/2003 Wang D3/274
D479,462 S * 9/2003 Chan D9/422
D484,409 S * 12/2003 Haggerty D9/432
D662,320 S * 6/2012 De Leo D3/201
D673,366 S * 1/2013 Schumann D3/294

(Continued)

OTHER PUBLICATIONS

Travel straw set, posted at kikkerland.com, no posting date, retrieved
Jan. 16, 2020, online, URL: <https://kikkerland.com/products/travel-straw-set> (Year: 2020).*

(Continued)

Primary Examiner — Lilyana Bekic

Assistant Examiner — Mary Shannon Malley

(74) *Attorney, Agent, or Firm* — Pierce Atwood LLP

(57)

CLAIM

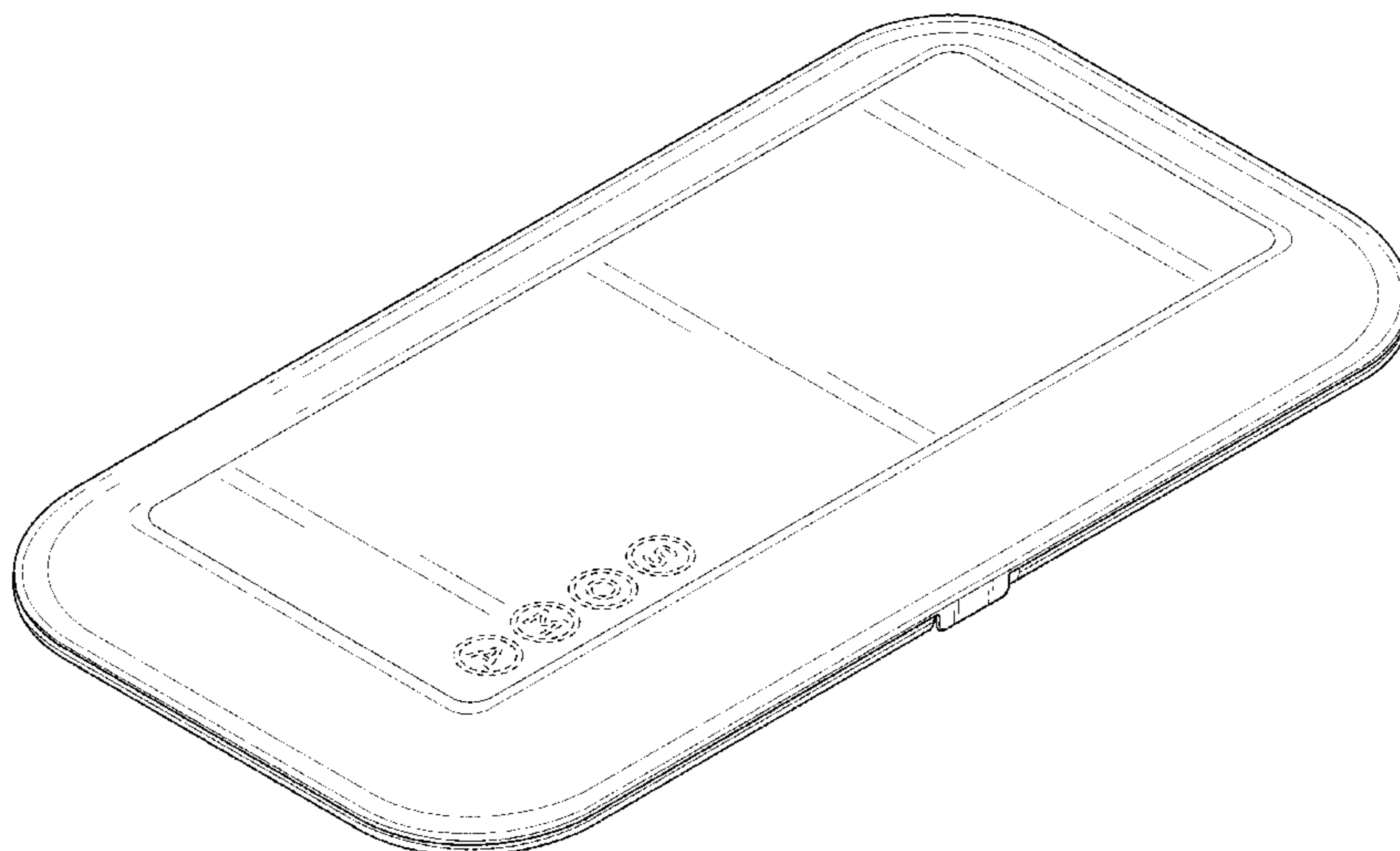
The ornamental design for a straw case, as shown and described.

DESCRIPTION

FIG. 1 is a perspective view of a straw case showing our new design in a closed configuration;
FIG. 2 is a front elevation view thereof;
FIG. 3 is a rear elevation view thereof;
FIG. 4 is a right side elevation view thereof;
FIG. 5 is a left side elevation view thereof;
FIG. 6 is the top plan view thereof;
FIG. 7 is the bottom plan view thereof; and,
FIG. 8 is a perspective view of a straw case in an open configuration.

The broken lines showing clips, straws and a straw cleaner depict environmental subject matter that forms no part of the claimed design. All other broken lines depict portions of the straw case that form no part of the claimed design.

1 Claim, 7 Drawing Sheets



(56)

References Cited

U.S. PATENT DOCUMENTS

D735,476 S * 8/2015 Duvigneau D3/294
D847,568 S * 5/2019 Hartnett D7/505
D853,836 S * 7/2019 Zeitlin D9/423
2008/0296179 A1 * 12/2008 Stukenkemper A45C 11/34
206/214
2015/0298895 A1 * 10/2015 Corbett B65D 77/06
206/540
2017/0101256 A1 * 4/2017 Zeitlin A24F 15/20

OTHER PUBLICATIONS

Reusable Drinking Straw Case . . . , posted at usandmegifts.en.made-in-china.com/product/rSjEGQcPaDRw/China-Reusable-Drinking-Straw-Case-304-Stainless-Steel-Straw-Set-Wheat-Box-2019-Amazon-Custom-Color-Metal-Straw-with-Brush.html (Year: 2020).*

* cited by examiner

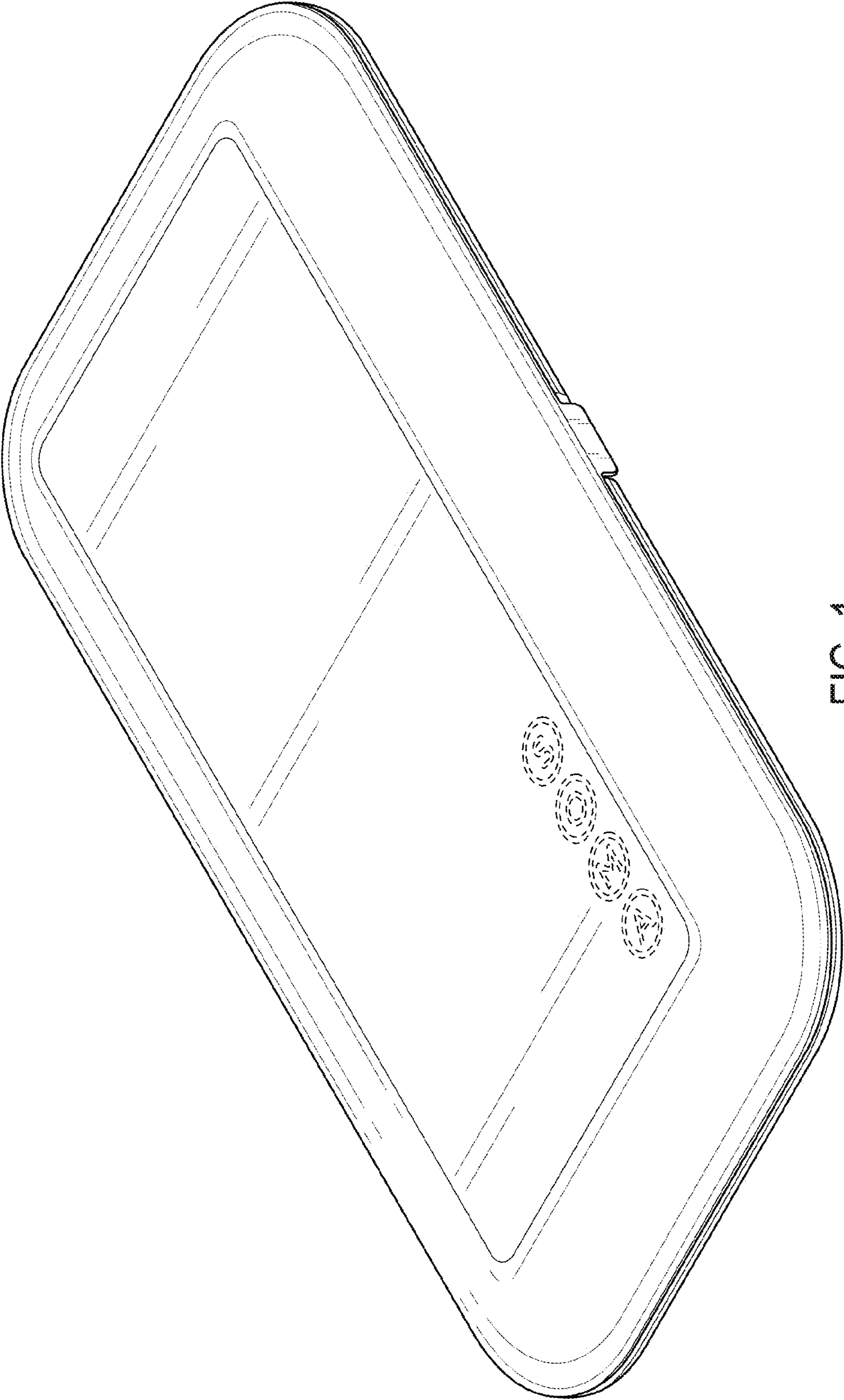


FIG. 1




FIG. 2

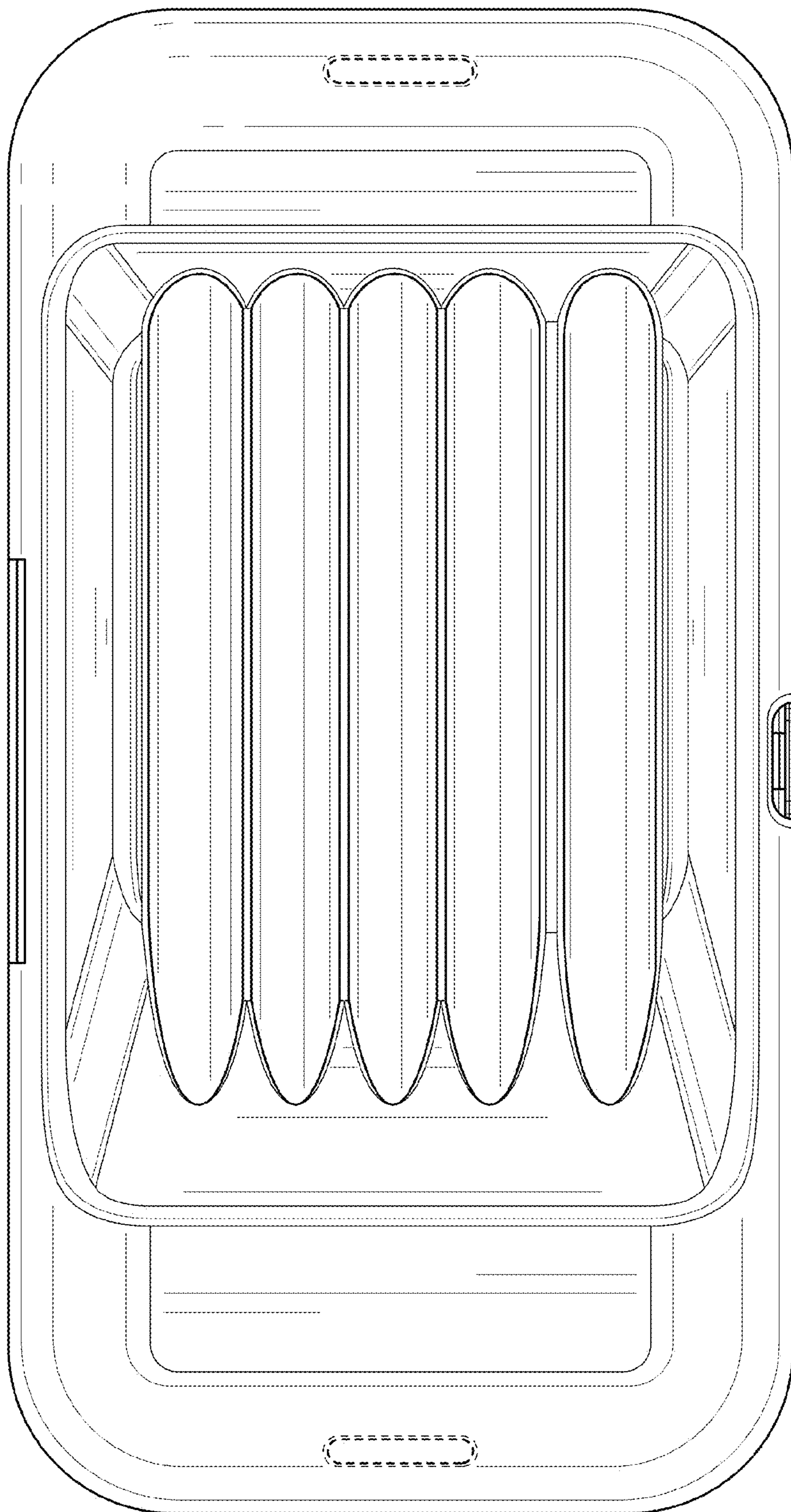


FIG. 3




FIG. 4

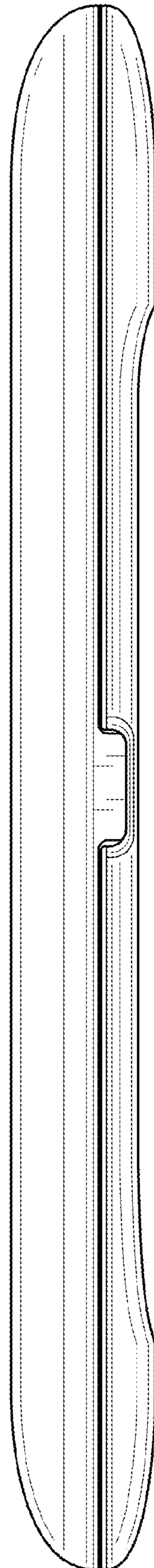


FIG. 5

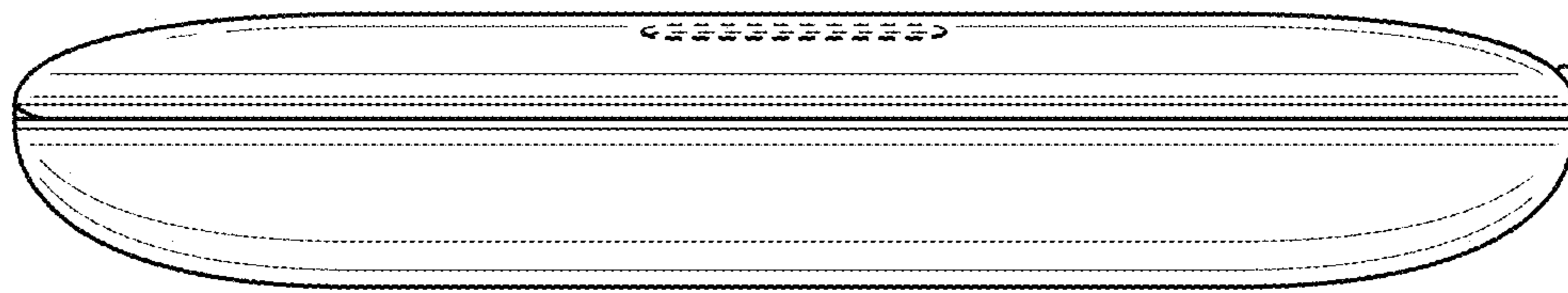


FIG. 6

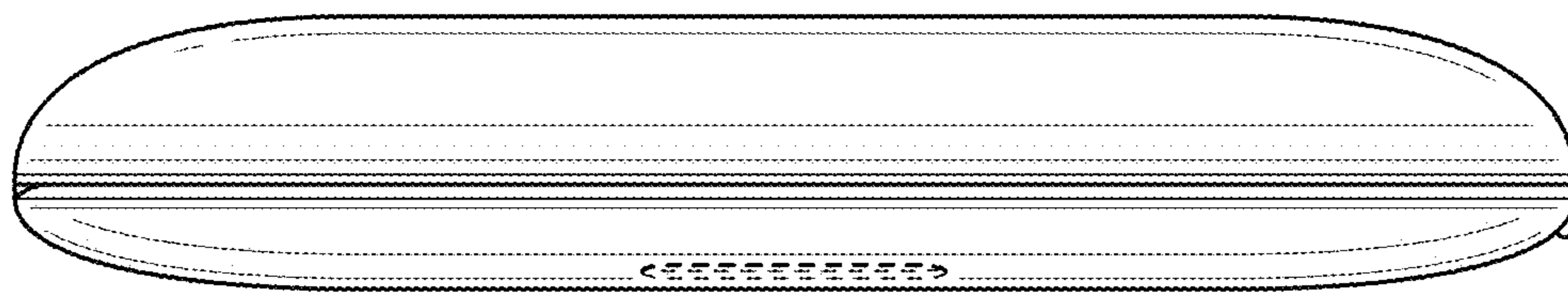


FIG. 7

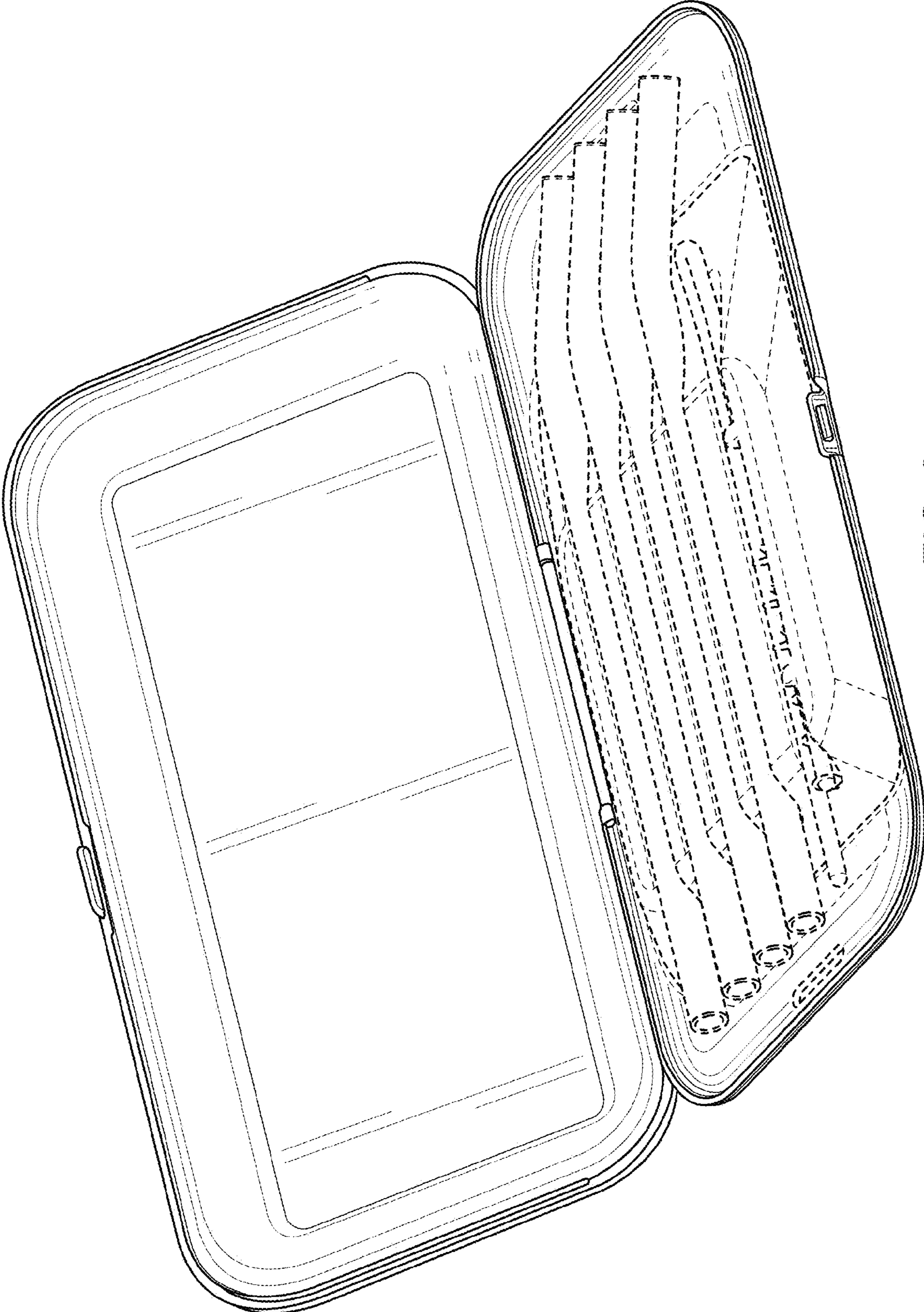


FIG. 8