



US00D899759S

(12) **United States Design Patent** (10) **Patent No.:** **US D899,759 S**  
**Sartori** (45) **Date of Patent:** **\*\* Oct. 27, 2020**

(54) **SHOE**  
(71) Applicant: **CONSITEX S.A.**, Stabio (CH)  
(72) Inventor: **Alessandro Sartori**, Trivero (IT)  
(73) Assignee: **CONSITEX S.A.**, Stabio (CH)  
(\*\*) Term: **15 Years**

5,845,422 A 12/1998 Valteau, III  
D437,991 S \* 2/2001 Matis ..... A43B 1/0072  
D2/902  
D453,619 S \* 2/2002 Rosso ..... D2/978  
D528,763 S 9/2006 Rask  
D537,616 S 3/2007 Campbell  
(Continued)

(21) Appl. No.: **29/725,410**  
(22) Filed: **Feb. 25, 2020**

**FOREIGN PATENT DOCUMENTS**

EM 004662351 1/2019  
EM 005499852 1/2019

**Related U.S. Application Data**

(63) Continuation of application No. 29/676,586, filed on Jan. 11, 2019, now Pat. No. Des. 877,475.

**OTHER PUBLICATIONS**

U.S. Appl. No. 29/656,323, filed Jul. 11, 2018.

(30) **Foreign Application Priority Data**

Jul. 11, 2018 (EP) ..... 005499852

*Primary Examiner* — Rashida C. Walshon

(51) **LOC (12) Cl.** ..... **02-04**

(74) *Attorney, Agent, or Firm* — Morgan, Lewis & Bockius LLP

(52) **U.S. Cl.**  
USPC ..... **D2/978**; D2/974

(58) **Field of Classification Search**  
USPC ..... D2/896–900, 902–908, 909–912, 923,  
D2/943, 969, 972–974, 978  
CPC .. A43B 5/00; A43B 5/02; A43B 23/00; A43B  
23/02; A43B 5/06; A43B 3/14; A43B  
3/30

See application file for complete search history.

(57) **CLAIM**

The ornamental design for a shoe, as shown and described.

(56) **References Cited**


**U.S. PATENT DOCUMENTS**

D136,614 S 9/1943 Baudendistel  
D138,028 S 3/1944 Hinson  
D147,249 S 6/1947 Lipare  
D147,250 S 6/1947 Lipare  
2,535,560 A 5/1949 Barr  
D325,286 S 4/1992 Biotteau  
5,438,488 A \* 8/1995 Dion ..... A43B 1/0072  
2/245  
D397,858 S \* 9/1998 Cass ..... D2/972

**DESCRIPTION**

FIG. 1 is a front, left-side perspective view of a shoe in accordance with my new design;  
FIG. 2 is a front, right-side perspective view of the shoe shown in FIG. 1;  
FIG. 3 is a front view of the shoe shown in FIG. 1;  
FIG. 4 is a rear view of the shoe shown in FIG. 1;  
FIG. 5 is a left-side view of the shoe shown in FIG. 1;  
FIG. 6 is a right-side view of the shoe shown in FIG. 1;  
FIG. 7 is a top view of the shoe shown in FIG. 1; and,  
FIG. 8 is a bottom view of the shoe shown in FIG. 1.  
The broken lines immediately adjacent the shaded areas represent the bounds of the claimed design, while all other broken lines are directed to unclaimed portions; the broken lines form no part of the claimed design.

**1 Claim, 8 Drawing Sheets**



(56)

**References Cited**

U.S. PATENT DOCUMENTS

7,987,617 B2 8/2011 Kohatsu et al.  
D667,621 S 9/2012 Portzline  
D709,272 S 7/2014 Del Biondi et al.  
D715,531 S \* 10/2014 Cochrane ..... D2/973  
D767,870 S 10/2016 Avar  
9,801,429 B2 \* 10/2017 Uchikawa ..... A43B 23/0275  
D807,630 S 1/2018 Robusti  
D822,361 S \* 7/2018 Young ..... D2/972  
D830,047 S \* 10/2018 Lee ..... A43B 23/0275  
D2/978  
D836,321 S \* 12/2018 Lee ..... D2/978  
D855,947 S 8/2019 Della Valle et al.

\* cited by examiner

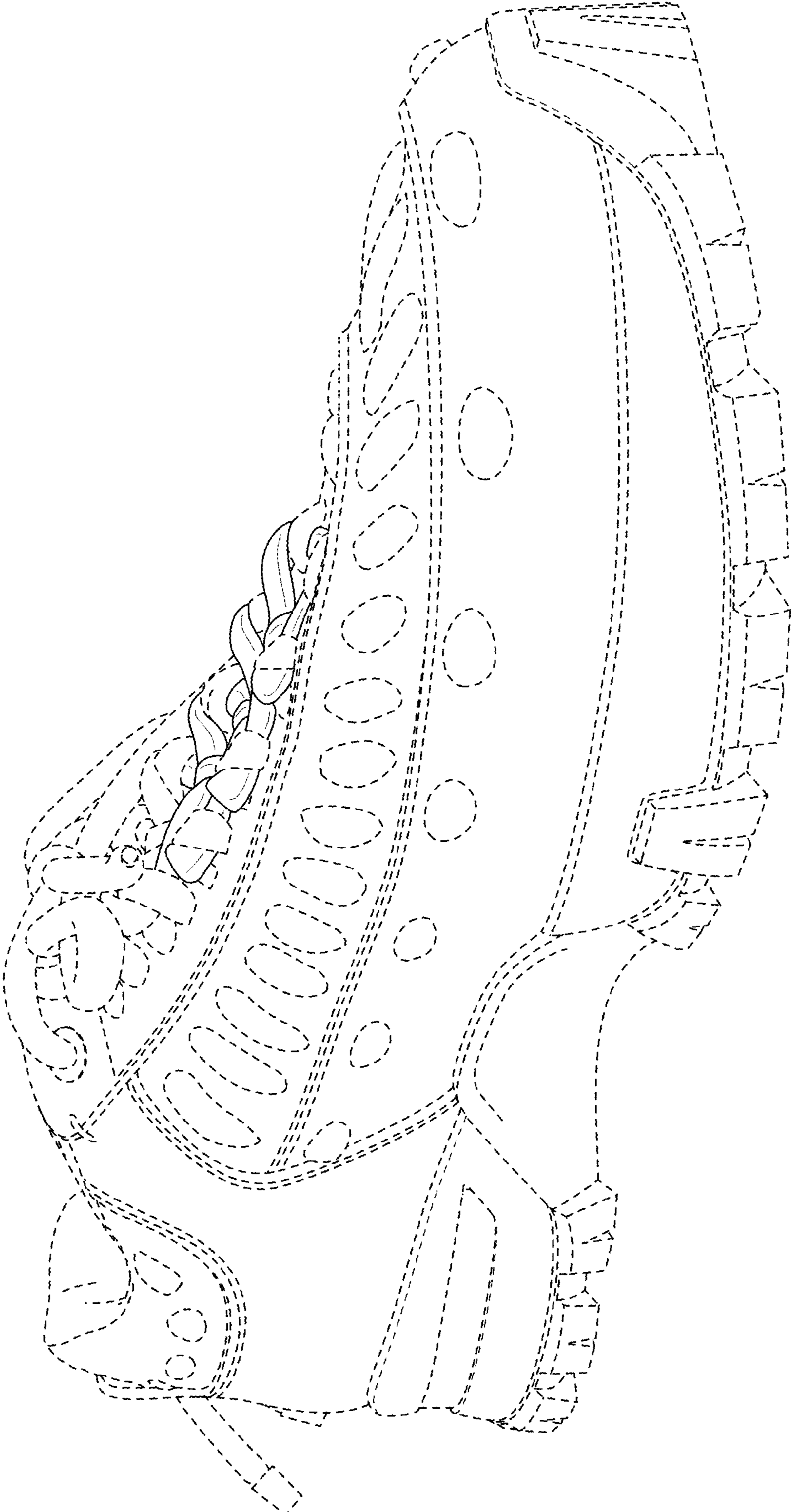


FIG. 1

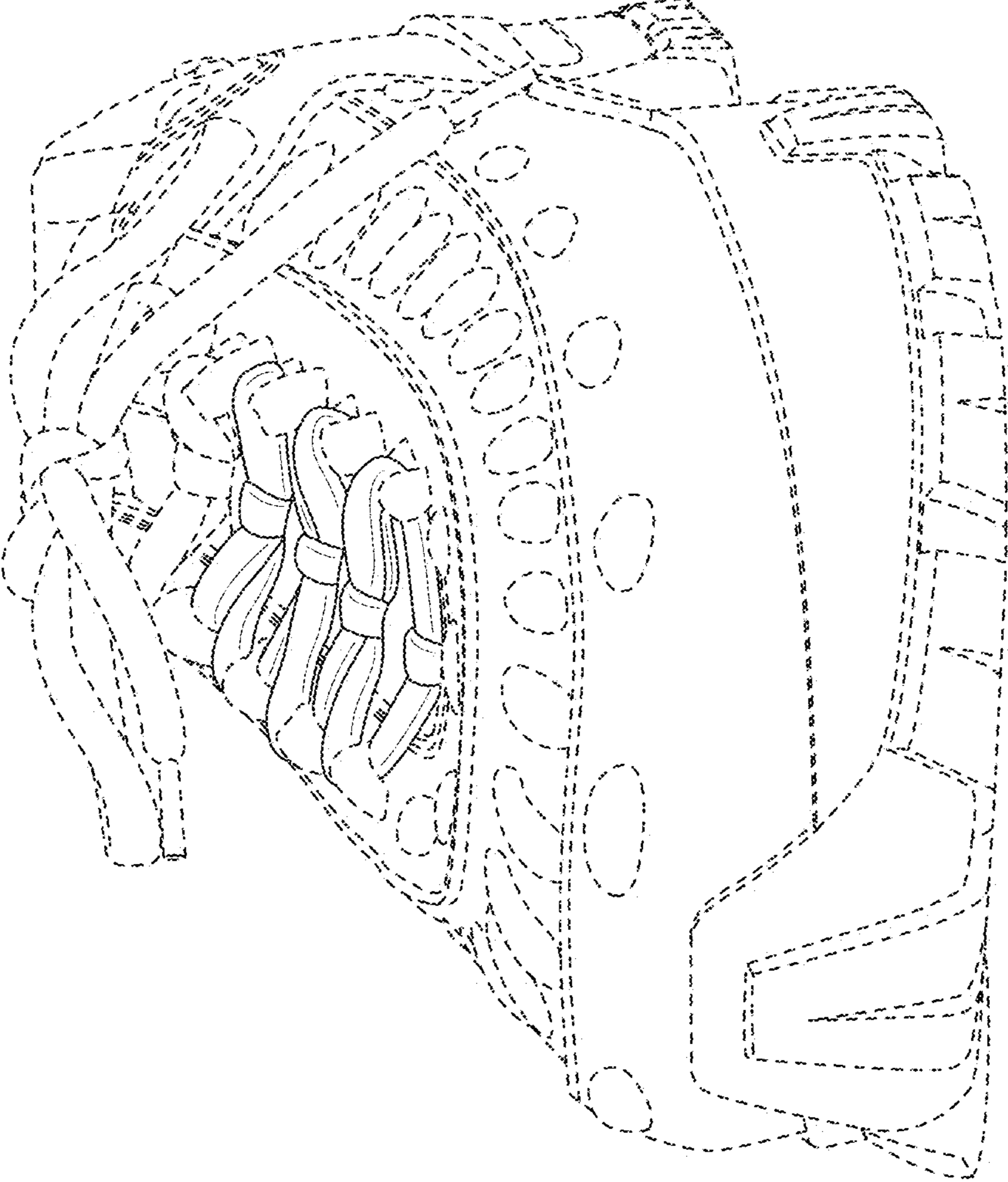


FIG. 2

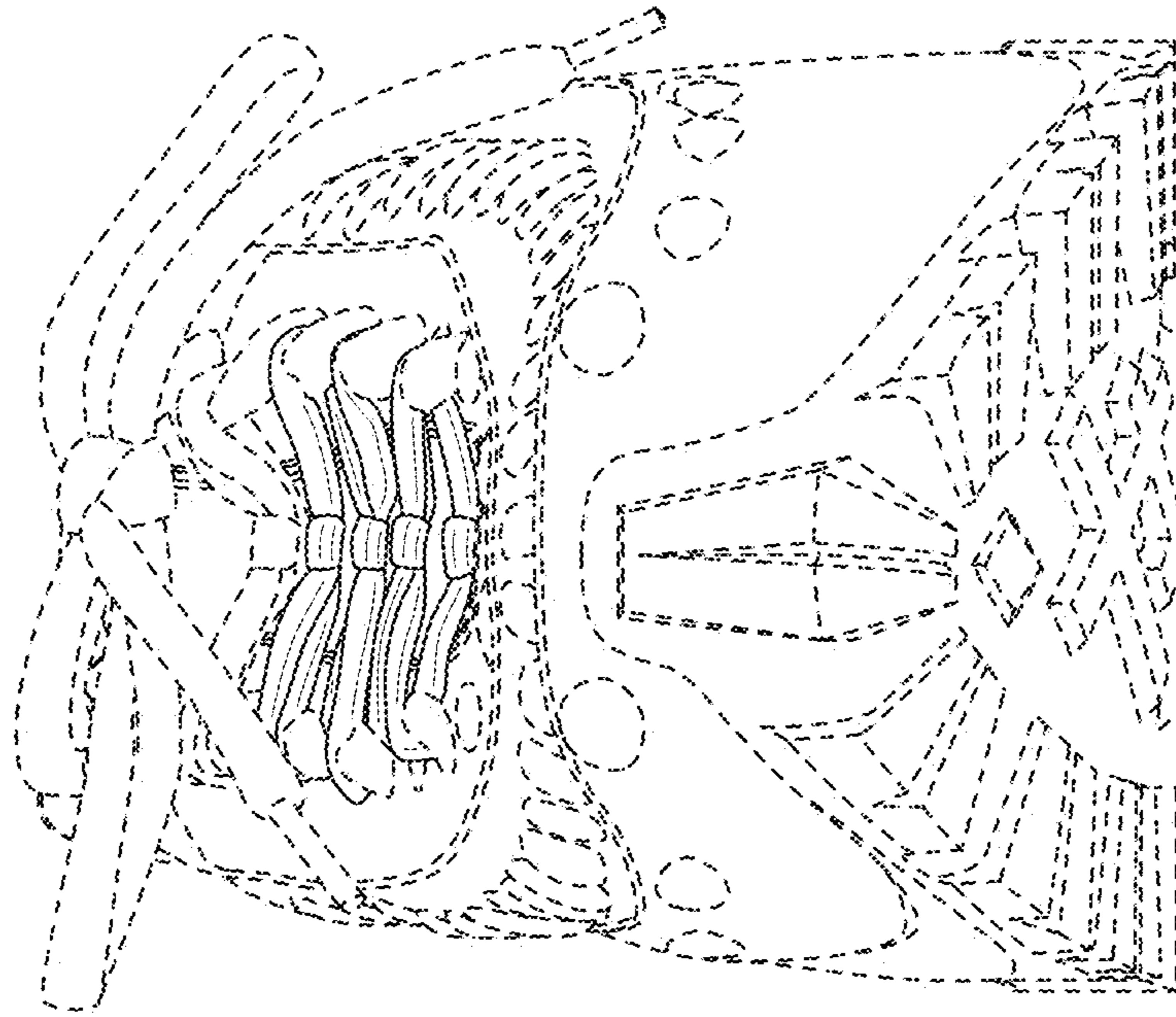


FIG. 3

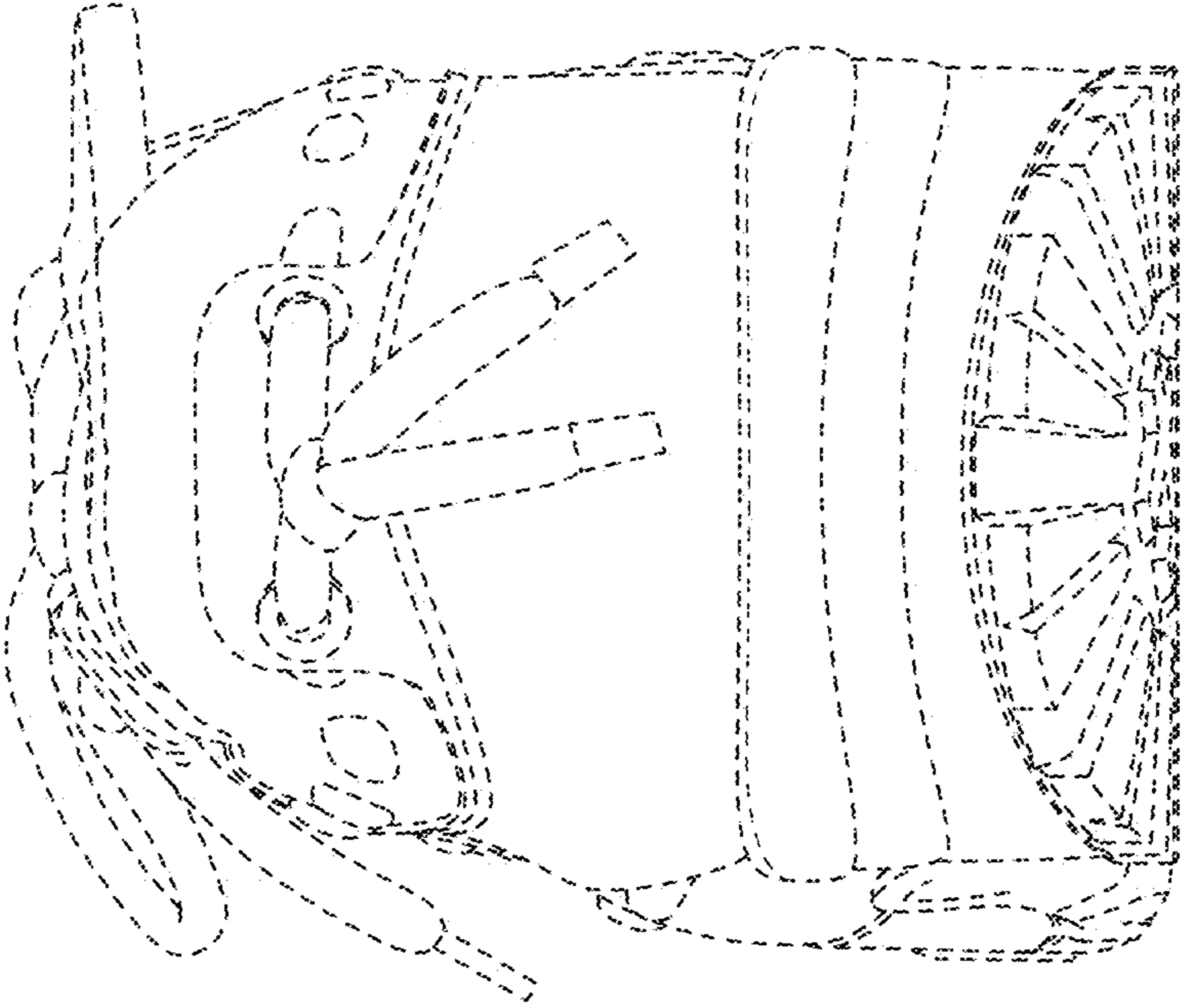


FIG. 4

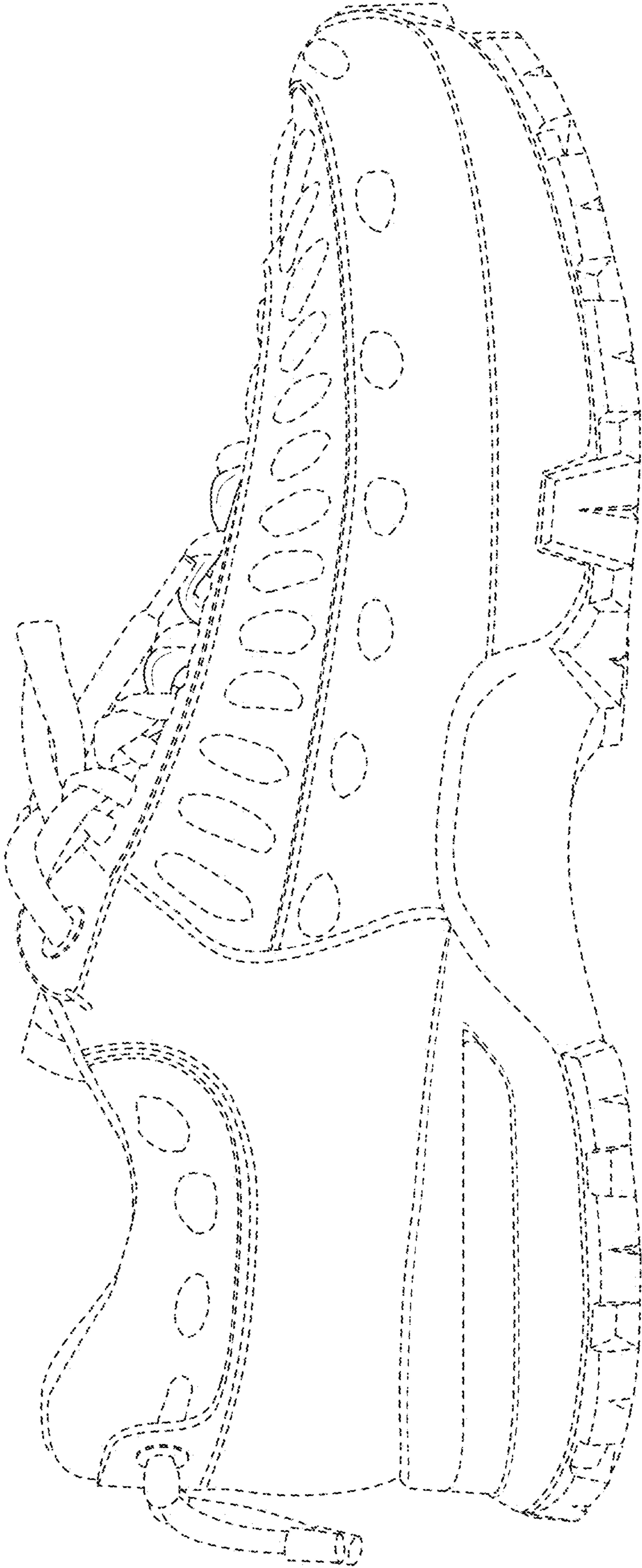


FIG. 5

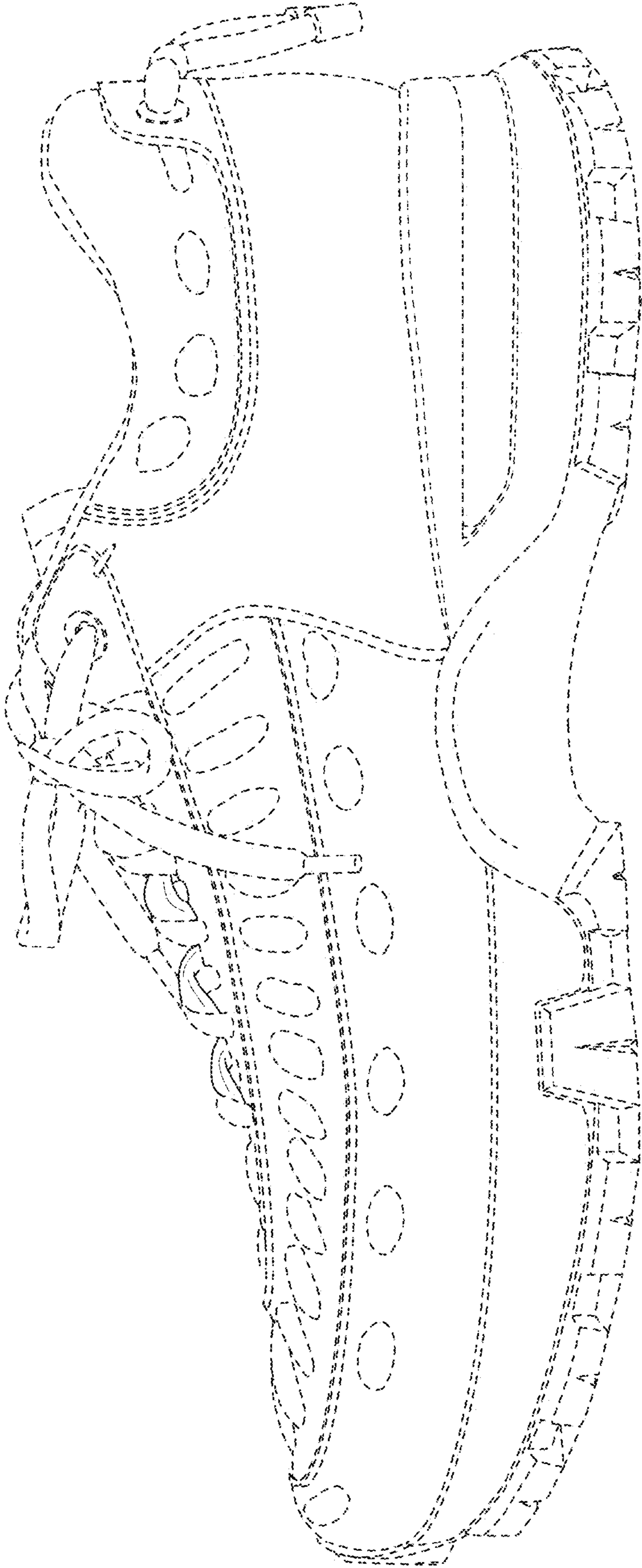


FIG. 6



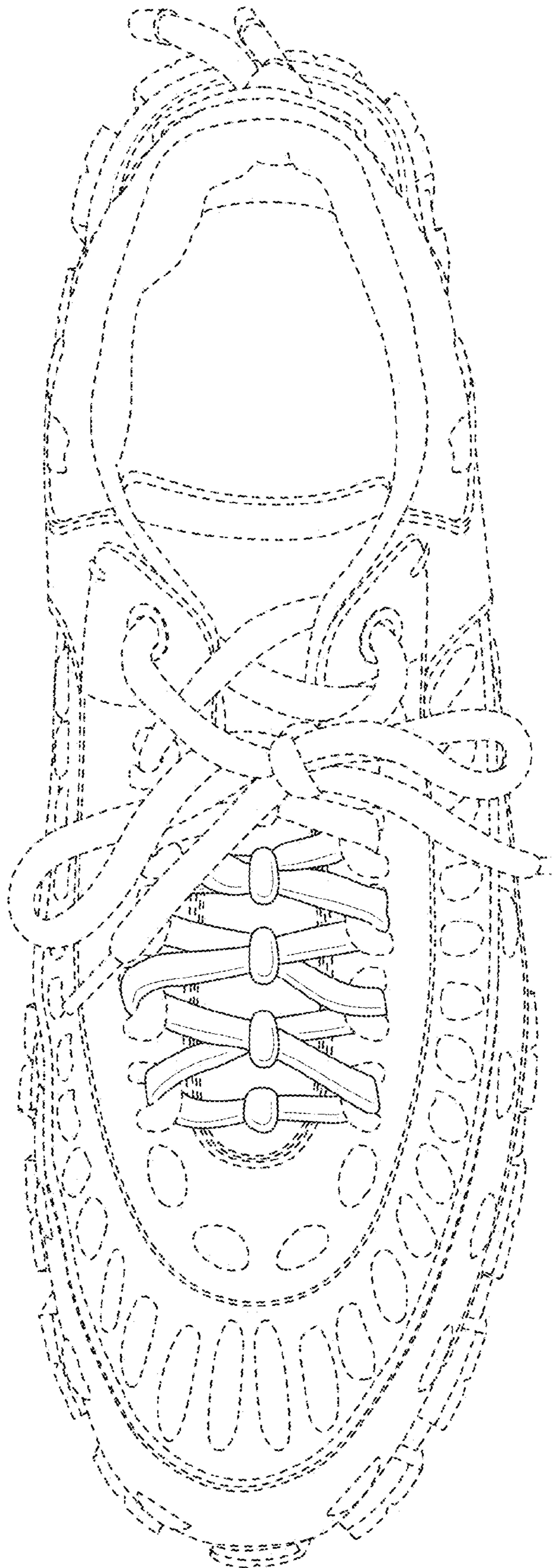


FIG. 7

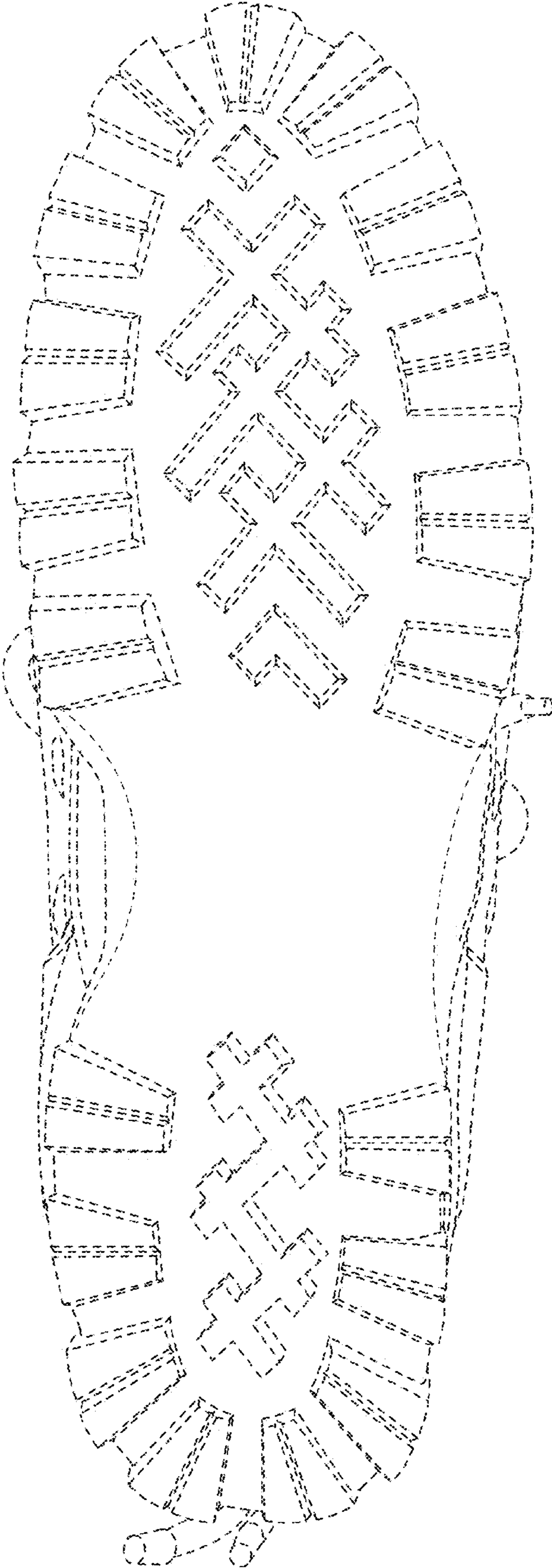


FIG. 8