



US00D899749S

(12) **United States Design Patent**  
**Weddle et al.**

(10) **Patent No.:** **US D899,749 S**

(45) **Date of Patent:** **\*\* Oct. 27, 2020**

(54) **GOLF SHOE UPPER**

(71) Applicant: **Acushnet Company**, Fairhaven, MA (US)

(72) Inventors: **Daren S. Weddle**, Norwell, MA (US);  
**James M. Feeney**, Marion, MA (US)

(73) Assignee: **Acushnet Company**, Fairhaven, MA (US)

(\*\*) Term: **15 Years**

(21) Appl. No.: **29/662,675**

(22) Filed: **Sep. 7, 2018**

(51) **LOC (12) Cl.** ..... **02-04**

(52) **U.S. Cl.**  
USPC ..... **D2/969**

(58) **Field of Classification Search**  
USPC ..... D2/902, 906, 907, 911, 912, 935, 944,  
D2/945, 969, 972, 973  
CPC ..... A43B 5/06; A43B 23/042; A43B 23/0205;  
A43B 23/04  
See application file for complete search history.

(56) **References Cited**

**U.S. PATENT DOCUMENTS**

D302,898 S	*	8/1989	Greenberg	.....	D2/969
D498,579 S	*	11/2004	Lemaster	.....	D2/972
D508,306 S	*	8/2005	Amado	.....	D2/946
D568,595 S	*	5/2008	Hart	.....	D2/972
D654,680 S		2/2012	Mochen		
D661,478 S		6/2012	Lane		
D713,630 S	*	9/2014	Lonigan	.....	D2/969
D726,998 S		4/2015	Mochen		
D727,606 S	*	4/2015	Mochen	.....	D2/906
D740,539 S		10/2015	Yun		
D805,743 S		12/2017	Feeney et al.		
D806,374 S		1/2018	Weddle		
D817,620 S		5/2018	Weddle		

**FOREIGN PATENT DOCUMENTS**

EM	0002232306-0002	*	5/2013
EM	0002232306-0003	*	5/2013

**OTHER PUBLICATIONS**

FJ Flex posted by Full Joy posted date unknown, © ZAPPOS, [online], [site visited Jan. 4, 2020]. Available from Internet, <https://www.zappos.com/p/footjoy-fj-flex-spikeless-u-throat-mesh-athletic-all-over-white> (Year: 2020).\*

\* cited by examiner

*Primary Examiner* — Cynthia Ramirez

*Assistant Examiner* — Laura H Yu

(74) *Attorney, Agent, or Firm* — Daniel W. Sullivan


(57) **CLAIM**

The ornamental design for a golf shoe upper, as shown and described.

**DESCRIPTION**

FIG. 1 is a top perspective view of a golf shoe upper showing our new design; FIG. 2 is a lateral side elevation view thereof; FIG. 3 is a top plan view thereof; FIG. 4 is a medial side elevation view thereof; FIG. 5 is a front elevation view thereof; FIG. 6 is a rear elevation view thereof; and, FIG. 7 is a bottom plan view thereof. The different stippling shown on the top surface of the golf shoe upper indicates a contrast in appearance between the respective areas of the top surface. The broken lines showing a logo on the top surface of the golf shoe upper form no part of the claimed design. The broken lines showing a golf shoe upper outsole including logo and traction members on the bottom surface of the golf shoe upper are portions of the golf shoe upper that form no part of the claimed design. All remaining broken lines within the stipple-shaded regions of the golf shoe upper are representative of stitching that forms part of the claimed design.

**1 Claim, 6 Drawing Sheets**



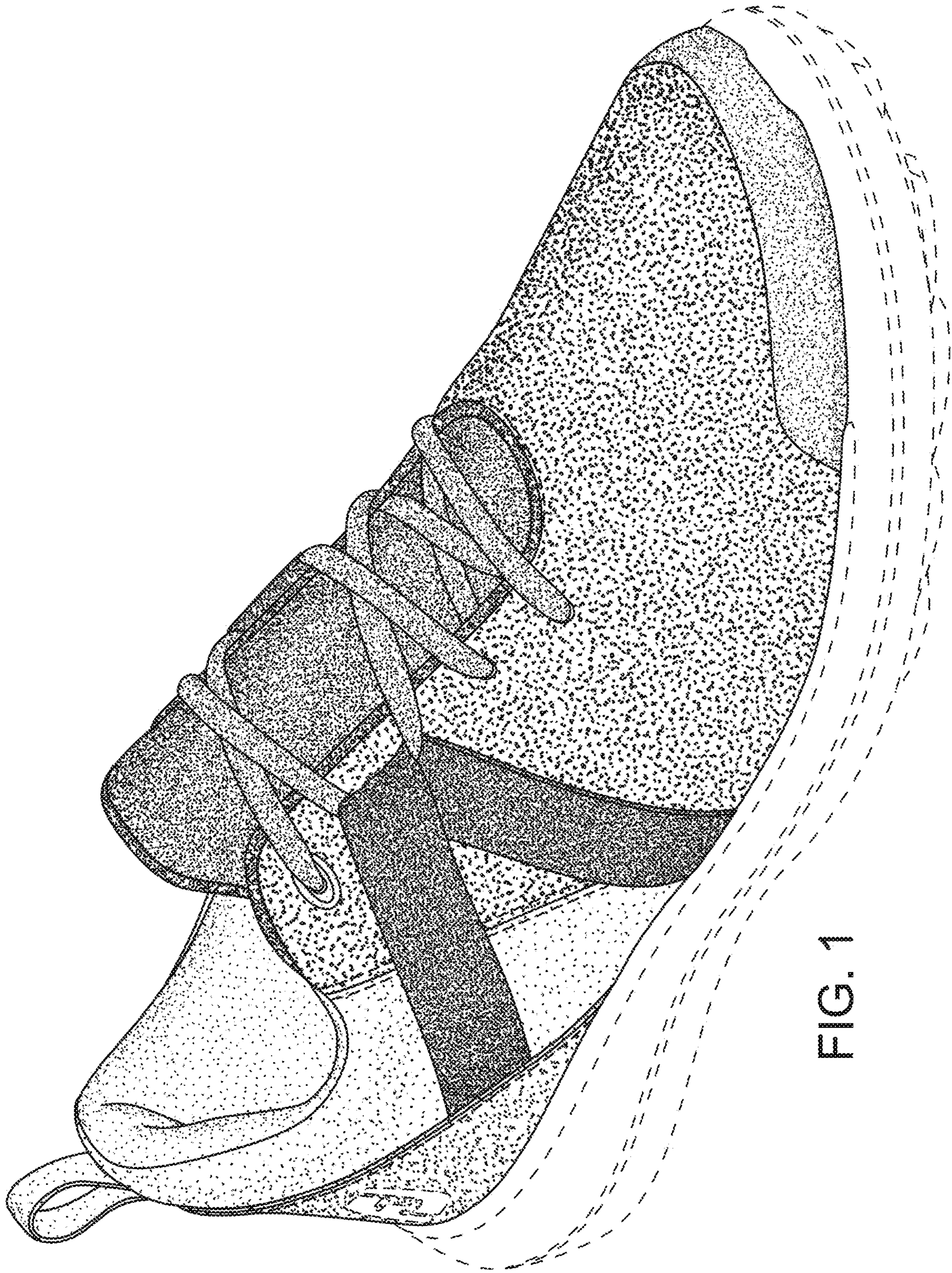


FIG. 1

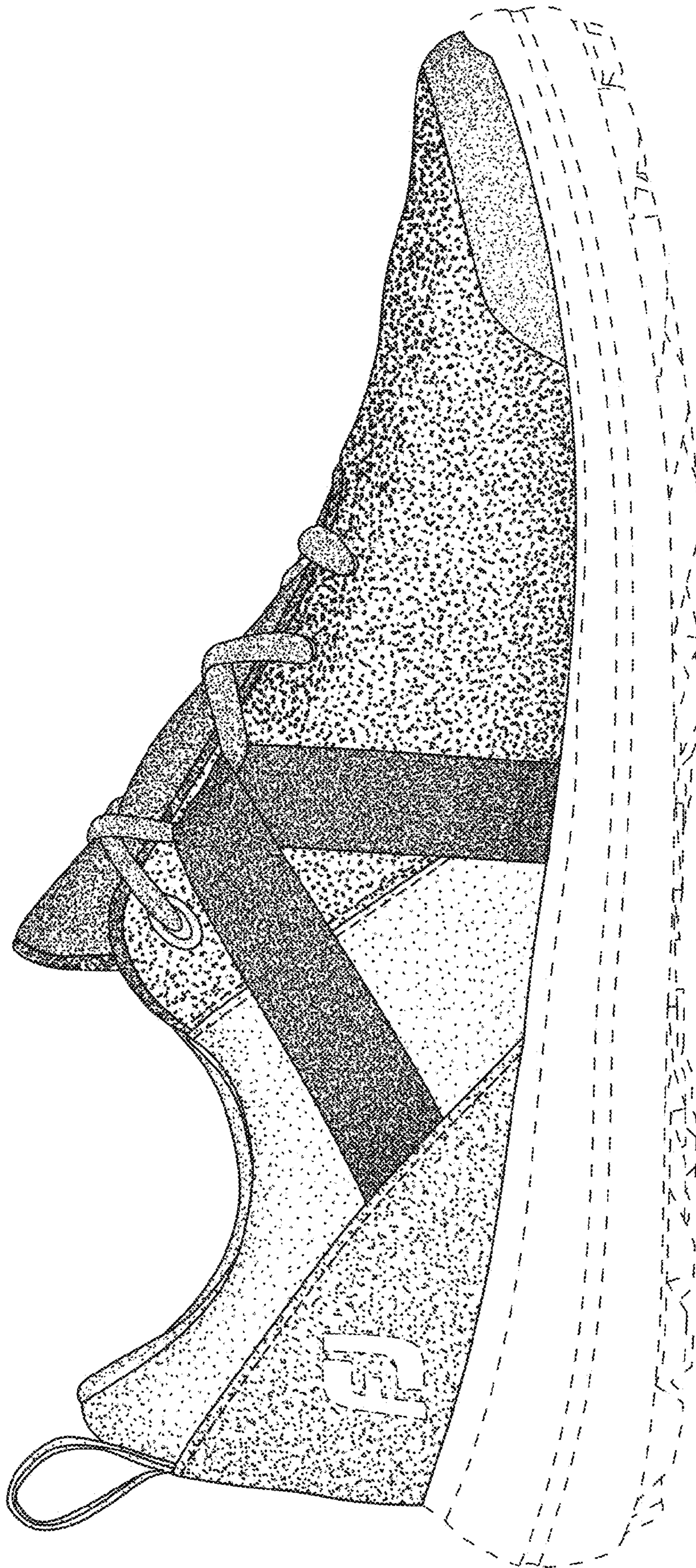


FIG. 2

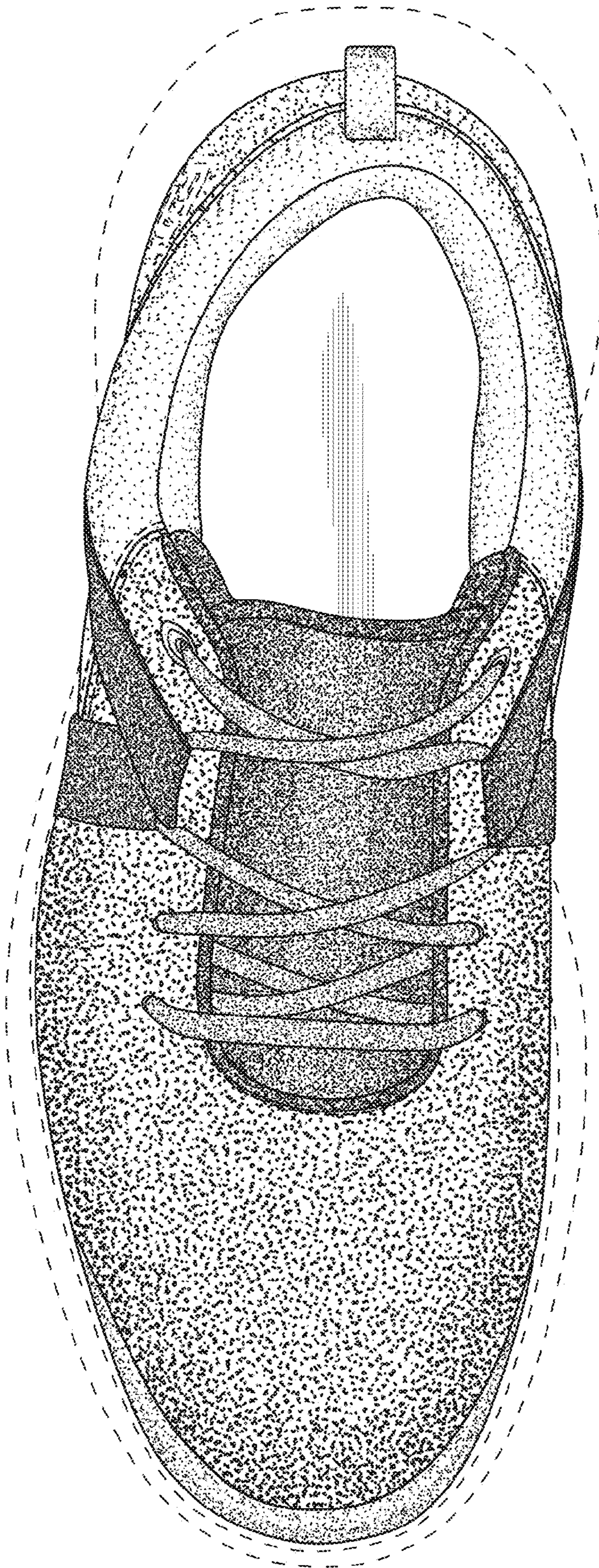


FIG. 3

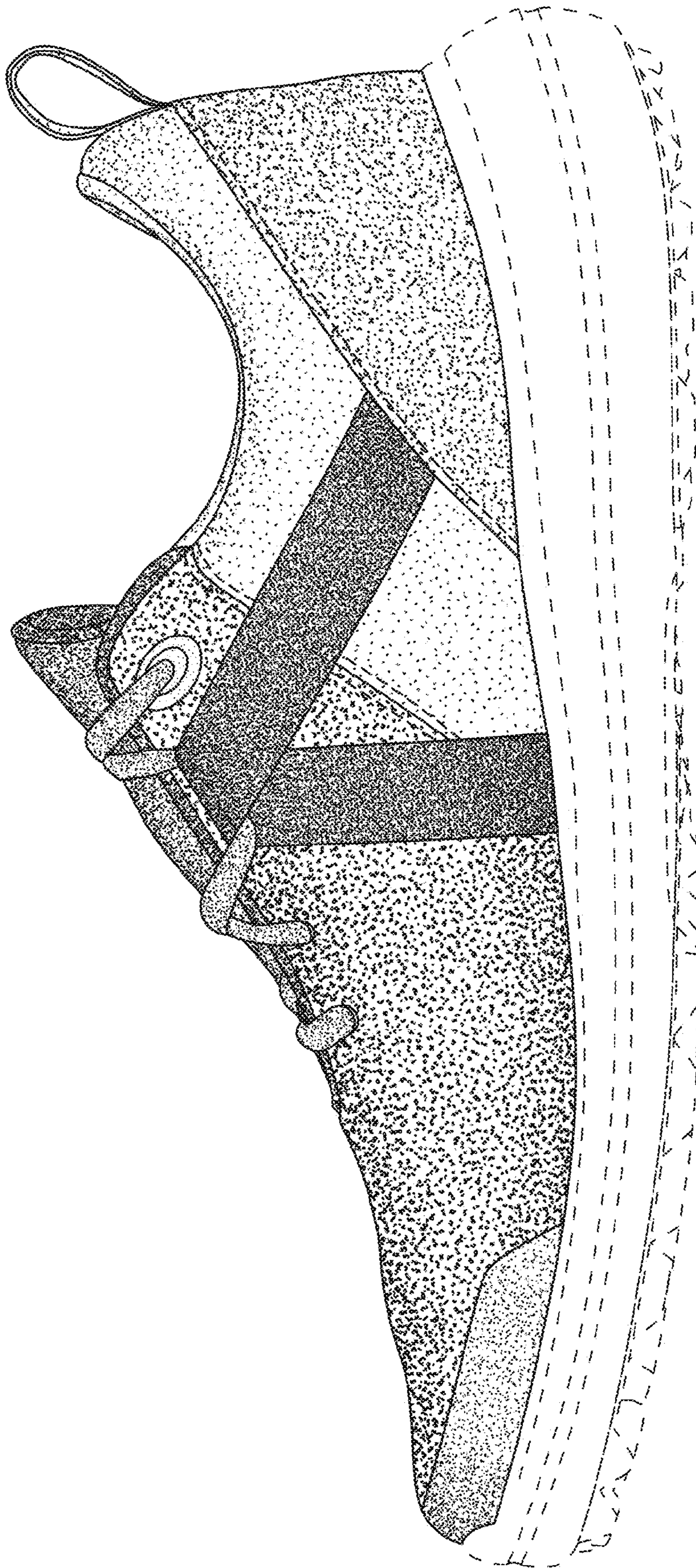


FIG. 4

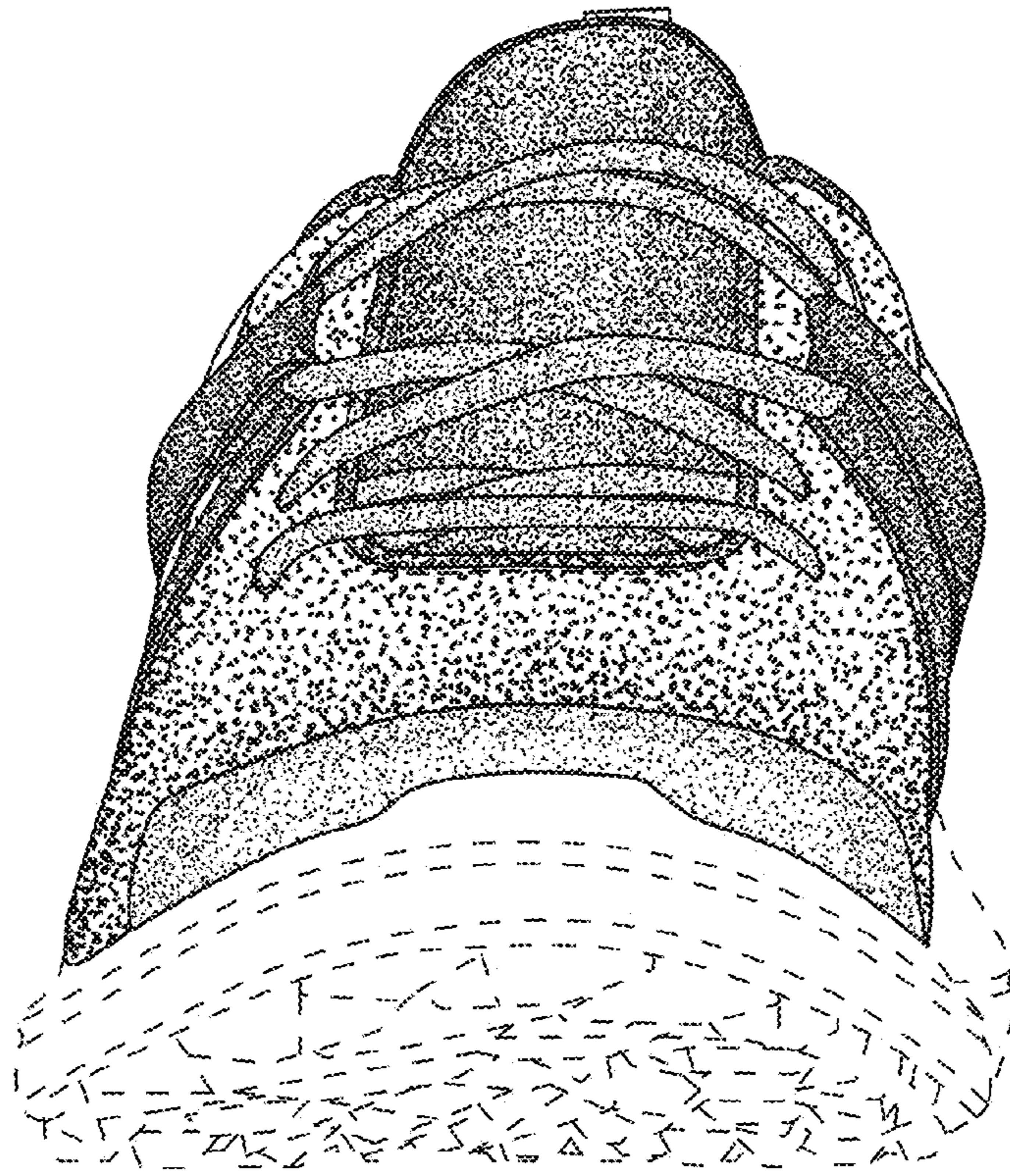


FIG. 5

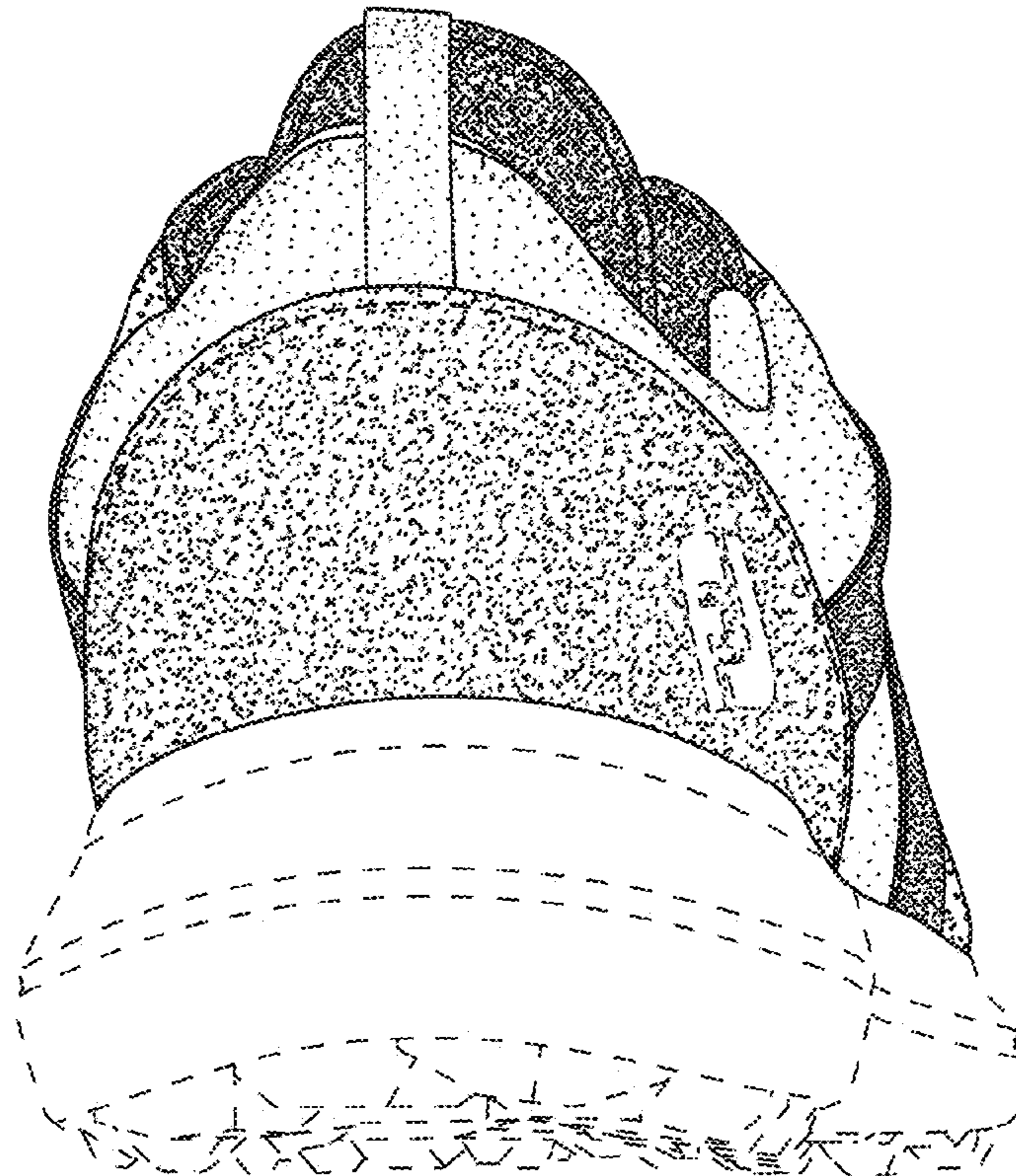


FIG. 6

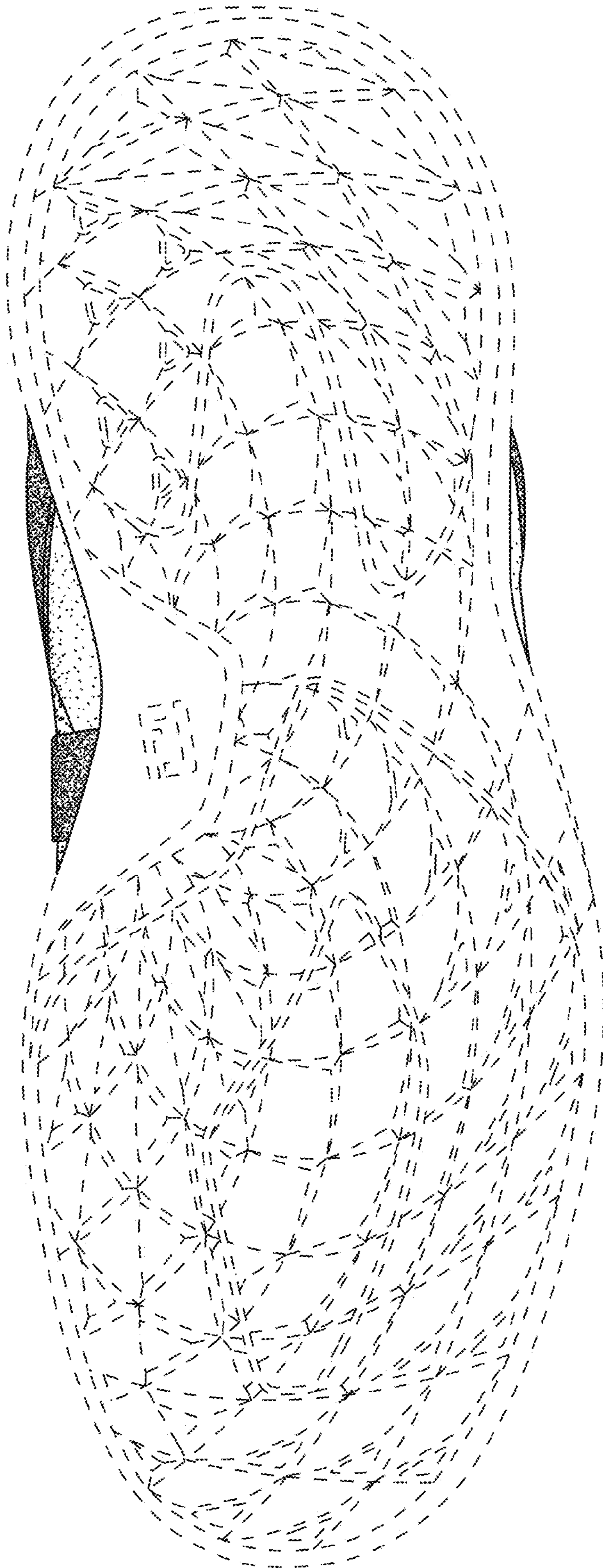


FIG. 7