



US00D899737S

(12) **United States Design Patent** (10) **Patent No.:** **US D899,737 S**
Eldem (45) **Date of Patent:** **** *Oct. 27, 2020**

- (54) **SHOE**
- (71) Applicant: **NIKE, Inc.**, Beaverton, OR (US)
- (72) Inventor: **Can Eldem**, Portland, OR (US)
- (73) Assignee: **NIKE, Inc.**, Beaverton, OR (US)

D819,314 S *	6/2018	Pauk	D2/953
D821,073 S *	6/2018	Matthews	D2/947
D821,076 S *	6/2018	Matthews	D2/953
D854,812 S *	7/2019	Schultze	D2/973
D856,647 S *	8/2019	Schultze	D2/947
D858,053 S *	9/2019	Schultze	D2/947
2008/0022558 A1 *	1/2008	Kaufer	A43B 3/24 36/100

(*) Notice: This patent is subject to a terminal disclaimer.

(**) Term: **15 Years**

(21) Appl. No.: **29/694,532**

(22) Filed: **Jun. 11, 2019**

(51) **LOC (12) Cl.** **02-04**

(52) **U.S. Cl.**

USPC **D2/947; D2/953**

(58) **Field of Classification Search**

USPC D2/896, 902, 906-908, 946, 969,
D2/972-974, 978, 947

CPC .. A43B 5/00; A43B 23/26; A43B 1/04; A43B
7/00; A43B 3/12; A43B 13/181; A43B
13/141; A43B 13/186; A43B 13/188;
A43B 23/00; A43B 23/02; A43C 3/00;
A43C 11/004; A43C 5/00; A43C 7/00

See application file for complete search history.

(56) **References Cited**

U.S. PATENT DOCUMENTS

8,056,267 B2 *	11/2011	Auger	A43B 7/34 36/114
D702,028 S *	4/2014	Truelsen	D2/951
D804,790 S *	12/2017	de Montgolfier	D2/954
9,968,161 B2 *	5/2018	Humphrey	A43B 13/141

OTHER PUBLICATIONS

Undercover Reveals Nike React Element 87 posted by Mario Briguglio posted date Mar. 3, 2018, © Sneaker Bar Detroit, [online], [site visited Apr. 25, 2020]. Available from Internet, <https://sneakerbardetroit.com/undercover-x-nike-react-element-87/> (Year: 2018).*

Nike React Element 87 posted by Nike News posted date Jun. 11, 2018, © Nike News, [online], [site visited Apr. 25, 2020]. Available from Internet, <https://news.nike.com/news/nike-react-element-87> (Year: 2018).*

* cited by examiner

Primary Examiner — Cynthia Ramirez

Assistant Examiner — Laura H Yu

(74) *Attorney, Agent, or Firm* — Banner & Witcoff, Ltd.

(57) **CLAIM**

The ornamental design for a shoe, as shown and described.

DESCRIPTION

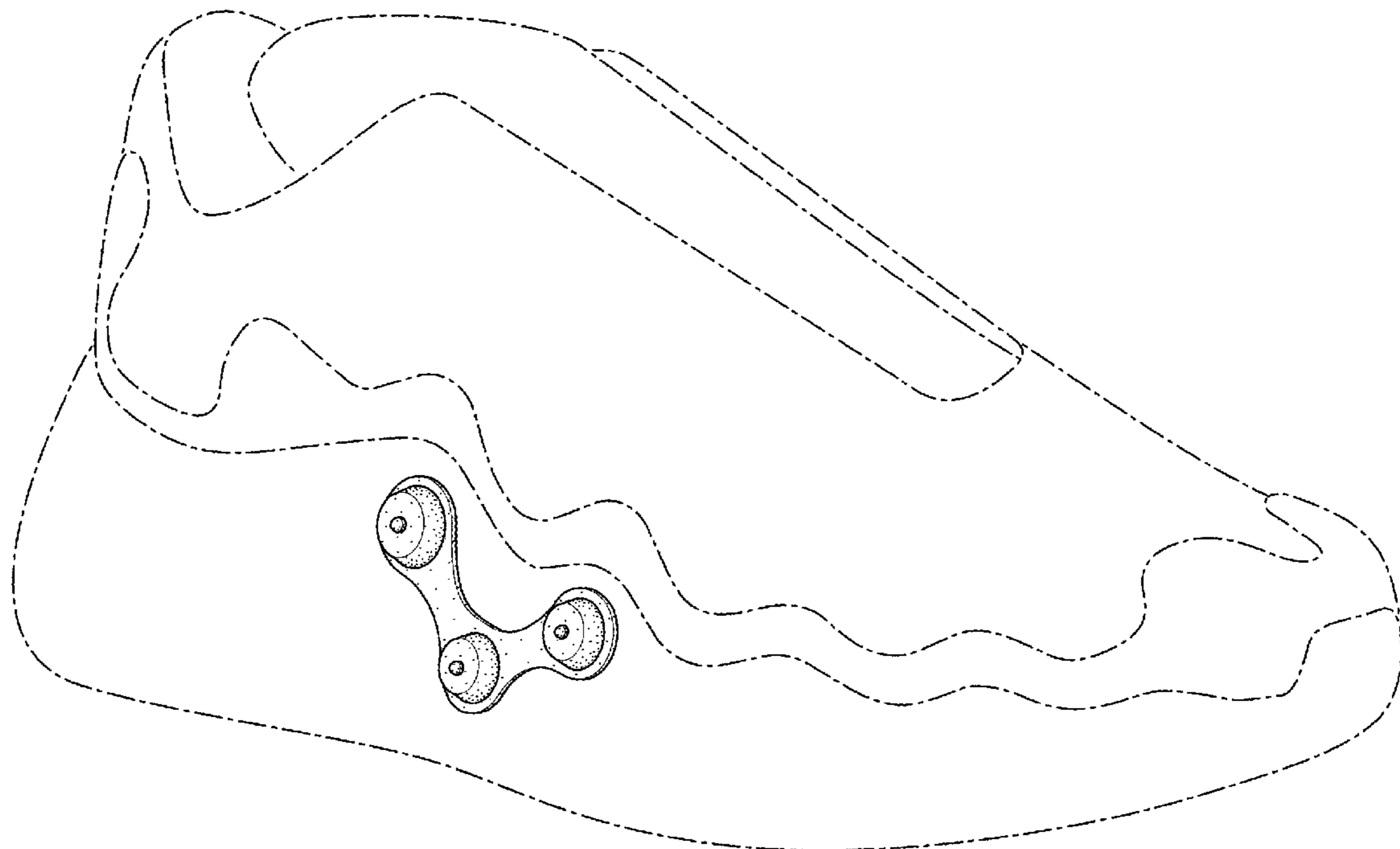
FIG. 1 is a front perspective view of a shoe showing my new design;

FIG. 2 is a side view thereof; and,

FIG. 3 is a rear perspective view thereof.

The broken lines depicting the remainder of the shoe show features that form no part of the claimed design.

1 Claim, 3 Drawing Sheets



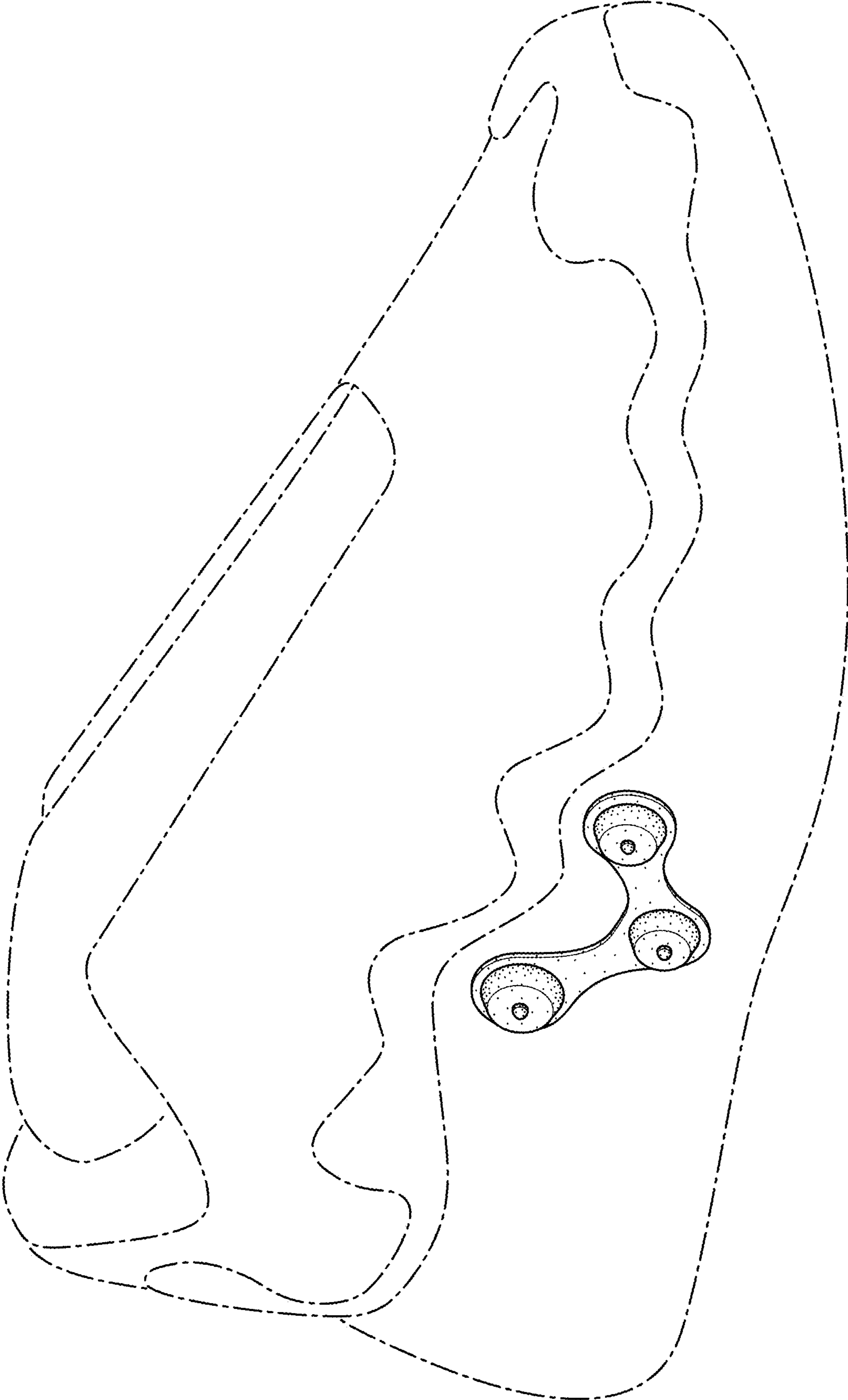


FIG. 1

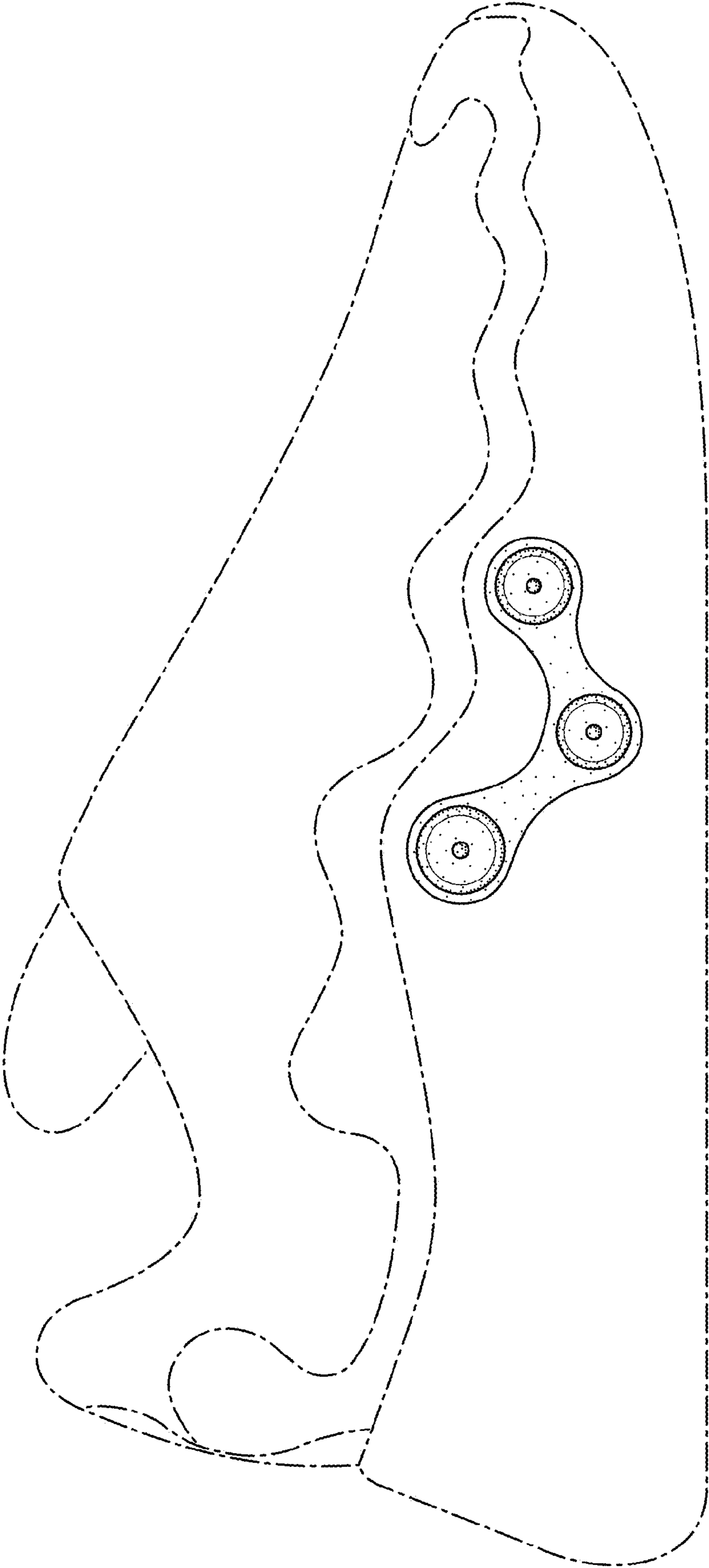


FIG. 2

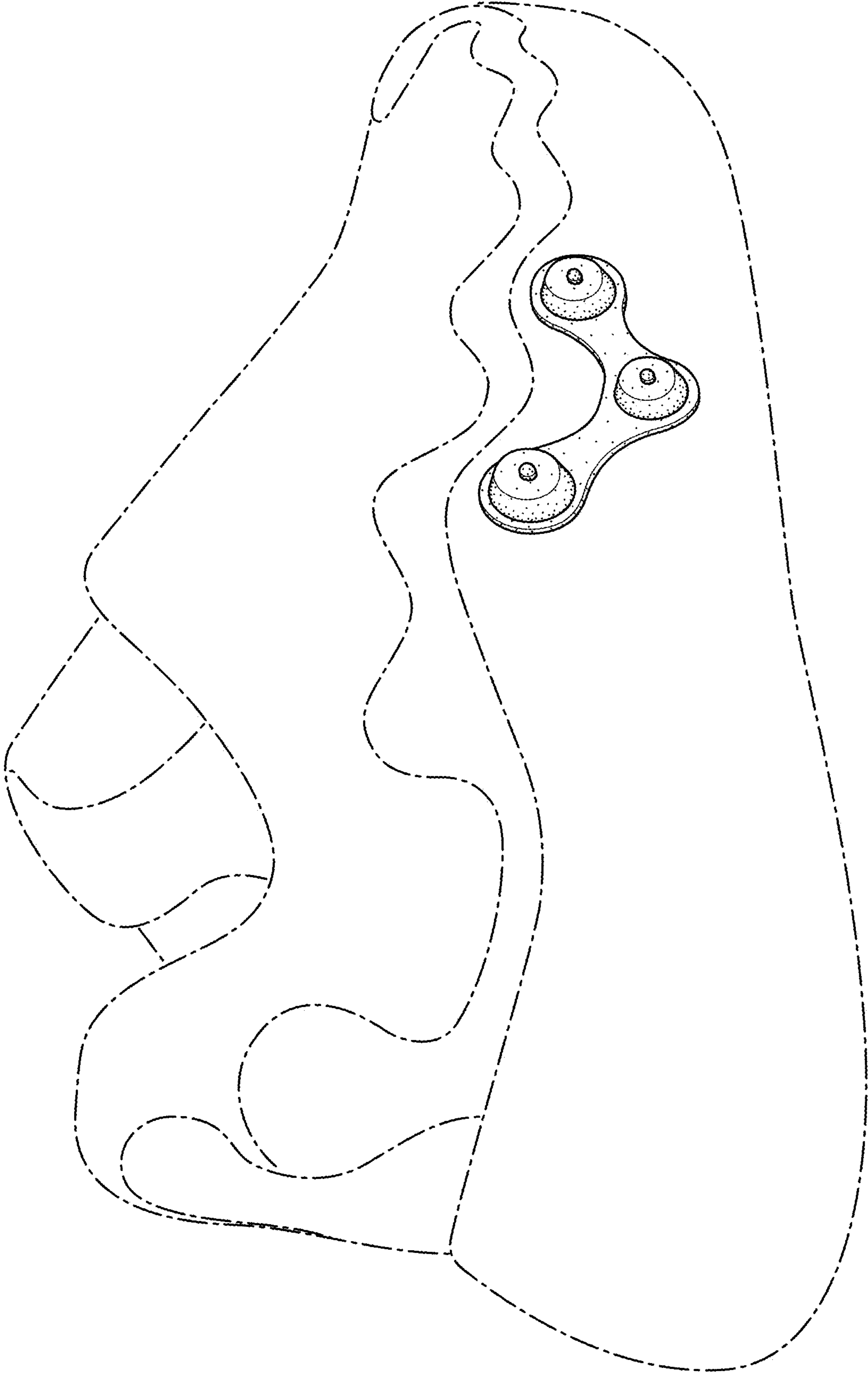


FIG. 3