



US00D899736S

(12) **United States Design Patent**
Sussmann

(10) **Patent No.:** **US D899,736 S**
(45) **Date of Patent:** **** Oct. 27, 2020**

(54) **SHOE**

(71) Applicant: **PUMA SE**, Herzogenaurach (DE)

(72) Inventor: **Reinhold Sussmann**, Scheinfeld (DE)

(73) Assignee: **PUMA SE**, Herzogenaurach (DE)

(**) Term: **15 Years**

(21) Appl. No.: **29/676,868**

(22) Filed: **Jan. 15, 2019**

(30) **Foreign Application Priority Data**

Aug. 27, 2018 (EM) 005621679
Oct. 8, 2018 (EM) 005771185

(51) **LOC (12) Cl.** **02-04**

(52) **U.S. Cl.**
USPC **D2/947; D2/953**

(58) **Field of Classification Search**
USPC D2/902, 906, 908, 916, 918, 925,
D2/946-962, 977; 36/313, 22 R, 24.5,
36/25 R, 28, 32 R, 34 R, 59 C, 67 A, 103
CPC A43B 13/00; A43B 13/02; A43B 13/023;
A43B 13/026; A43B 13/04; A43B 13/08;
A43B 13/10; A43B 13/12; A43B 13/14;
A43B 13/141; A43B 13/143; A43B
13/16; A43B 13/18; A43B 13/181; A43B
13/187; A43B 13/20; A43B 13/22; A43B
13/223; A43B 13/24; A43B 13/28; A43B
13/30; A43B 13/32; A43B 13/34; A43B
13/36

See application file for complete search history.

(56) **References Cited**

U.S. PATENT DOCUMENTS

D55,529 S * 6/1920 Piper D2/909
D164,095 S * 7/1951 Bovay D2/955

D326,179 S * 5/1992 Walker D2/954
D336,560 S * 6/1993 Peterson D2/955
D411,910 S * 7/1999 Cessor D2/951
D819,312 S * 6/2018 Lashmore D2/947
D821,073 S * 6/2018 Matthews D2/947
D821,076 S * 6/2018 Matthews D2/953
D821,713 S * 7/2018 Matthews D2/947
D829,420 S * 10/2018 McWee D2/947
D829,421 S * 10/2018 Pope D2/947
D829,422 S * 10/2018 Rathburn D2/947
D829,423 S * 10/2018 Robusti D2/947
D834,796 S * 12/2018 Pope D2/947
D834,797 S * 12/2018 Rathburn D2/947
D834,798 S * 12/2018 Rathburn D2/947
D839,564 S * 2/2019 McMillan D2/947
D844,954 S * 4/2019 Sokol D2/947
D848,126 S * 5/2019 Rhu D2/947
D850,078 S * 6/2019 Lee D2/947
D853,702 S * 7/2019 Mokos D2/953
D854,289 S * 7/2019 Nethongkome D2/947
D854,292 S * 7/2019 Mokos D2/953
D854,293 S * 7/2019 Mokos D2/953

(Continued)

Primary Examiner — T Chase Nelson

(74) *Attorney, Agent, or Firm* — Quarles & Brady LLP

(57) **CLAIM**

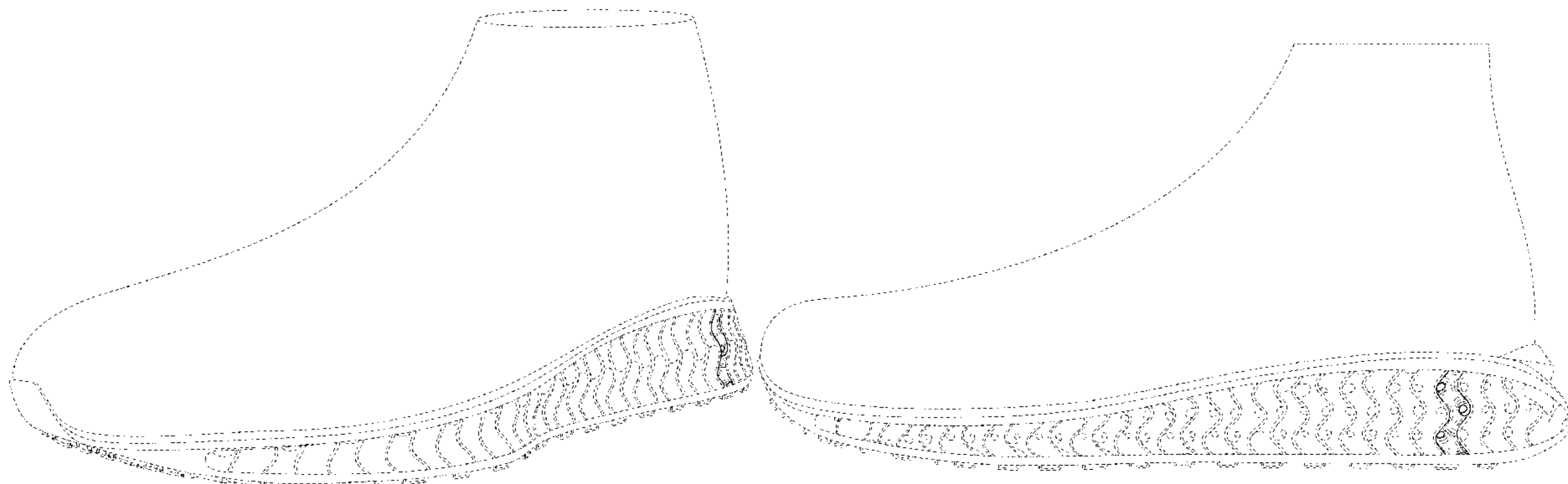
The ornamental design for a shoe, as shown and described.

DESCRIPTION

FIG. 1 is a top, left, and front perspective view of an ornamental design for a shoe;
FIG. 2 is a left side elevational view of the shoe of FIG. 1; and,
FIG. 3 is a top, left, and rear perspective view of the shoe of FIG. 1.

The dash-dash-dash broken lines are included for the purpose of illustrating portions of the shoe that form no part of the claimed design. Further, the broken lines immediately adjacent to the shaded area define the bounds of the claimed design and form no part thereof.

1 Claim, 3 Drawing Sheets



(56)

References Cited

U.S. PATENT DOCUMENTS

D854,797	S *	7/2019	Mokos	D2/953
D855,293	S *	8/2019	Zhou	D2/902
D857,360	S *	8/2019	Hardy	D2/953
D858,053	S *	9/2019	Schultze	D2/947
D864,530	S *	10/2019	Verfl	D2/908
D864,536	S *	10/2019	Mokos	D2/953
D864,537	S *	10/2019	Mokos	D2/953
D864,538	S *	10/2019	Mokos	D2/953
D876,761	S *	3/2020	Zhu	D2/947
D878,018	S *	3/2020	Petrenka	D2/947
D879,426	S *	3/2020	Raasch	D2/947
D881,535	S *	4/2020	Tæstensen	D2/947
D881,536	S *	4/2020	Pope	D2/947
2006/0059716	A1 *	3/2006	Yamashita	A43B 13/223 36/59 R
2019/0208859	A1 *	7/2019	Mokos	A43B 13/187
2019/0223552	A1 *	7/2019	Hollinger	A43B 13/145

* cited by examiner

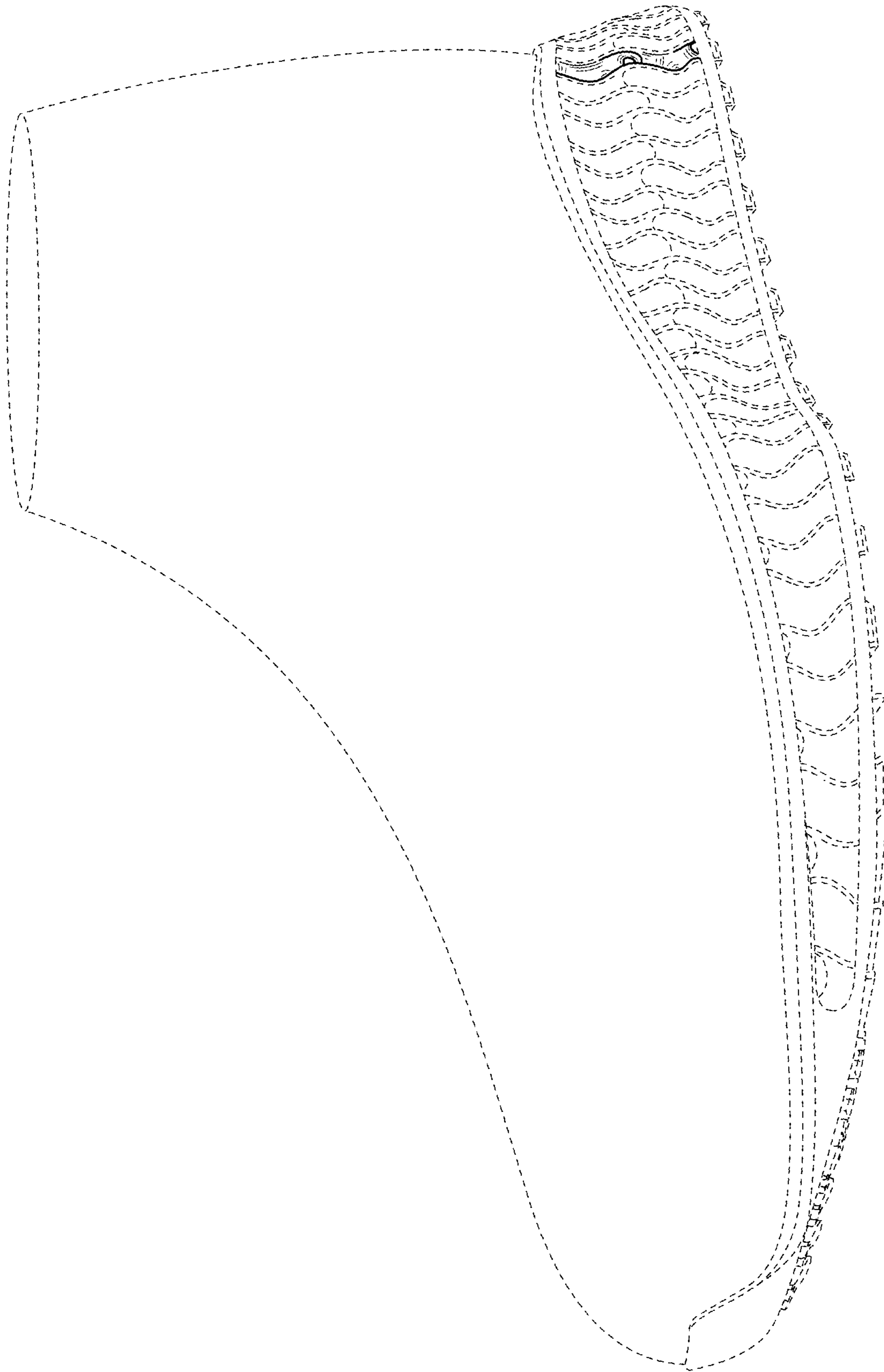


FIG. 1




FIG. 2

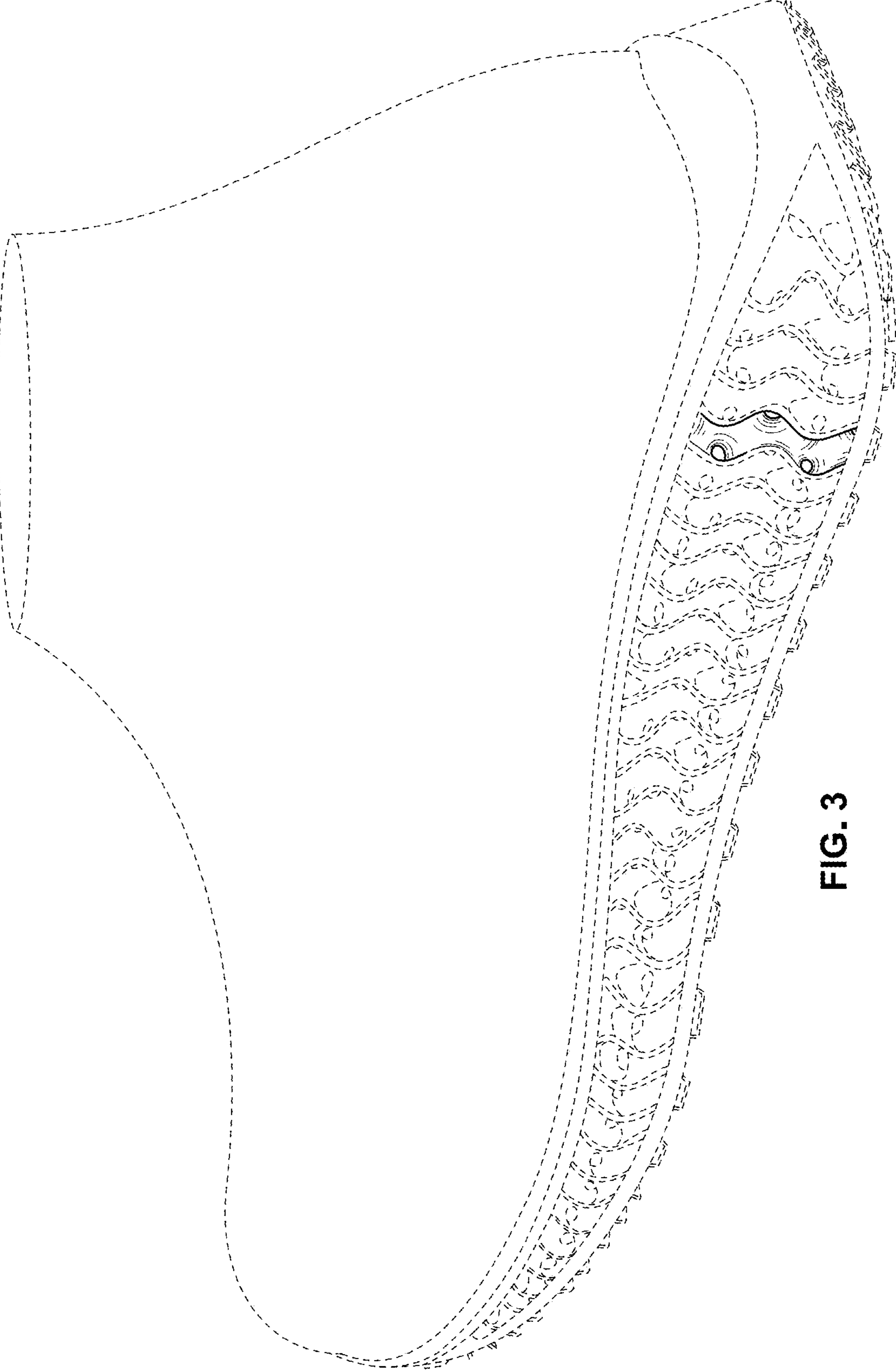


FIG. 3