



US00D899701S

(12) **United States Design Patent** (10) **Patent No.:** **US D899,701 S**
Tuthill et al. (45) **Date of Patent:** **** Oct. 20, 2020**

(54) **ANIMAL HOUSING**
(71) Applicant: **Hebe Studio Limited**, Oxfordshire (GB)
(72) Inventors: **James Tuthill**, Oxford (GB); **Johannes Paul**, London (GB); **Simon Nicholls**, Northhamptonshire (GB); **William Windham**, Banbury (GB)
(73) Assignee: **HEBE STUDIO LIMITED**, Oxfordshire (GB)
(**) Term: **15 Years**
(21) Appl. No.: **29/604,558**
(22) Filed: **May 18, 2017**

(30) **Foreign Application Priority Data**
Dec. 6, 2016 (EM) 003502186
(51) **LOC (12) Cl.** **30-02**
(52) **U.S. Cl.**
USPC **D30/108**
(58) **Field of Classification Search**
USPC D30/108-120, 161, 162, 199; D3/304;
119/28.5, 161, 163, 165, 166, 167, 168,
119/169, 170, 452, 453, 482, 496, 498,
119/499, 702, 707
CPC A01K 1/011; A01K 1/0114; A01K 1/0107;
A01K 1/0353
See application file for complete search history.

(56) **References Cited**
U.S. PATENT DOCUMENTS
D248,333 S * 6/1978 Haugen D30/108
D255,723 S * 7/1980 Anderson D30/108
D319,271 S * 8/1991 Senitt D21/603
D320,479 S * 10/1991 Cheval D25/1

D321,068 S * 10/1991 Shantz D30/108
D361,175 S * 8/1995 VanSkiver D30/109
5,558,041 A * 9/1996 Fairall, Jr. A01K 1/0107
119/165
6,216,638 B1 * 4/2001 Pivonka A01K 1/0245
119/496
6,647,924 B1 * 11/2003 Zwicker A01K 1/033
119/452
6,868,803 B1 * 3/2005 Little A01K 1/033
119/482
D514,754 S * 2/2006 Northrop D30/161
D555,294 S * 11/2007 Northrop D30/108
7,322,314 B1 * 1/2008 Sweeney A01K 1/032
119/475
D575,907 S * 8/2008 Roderman D30/108
D622,912 S * 8/2010 Kanigchulatar D30/161
D667,594 S * 9/2012 Valle D30/108
2008/0121188 A1 * 5/2008 Axelrod A01K 1/0245
119/499

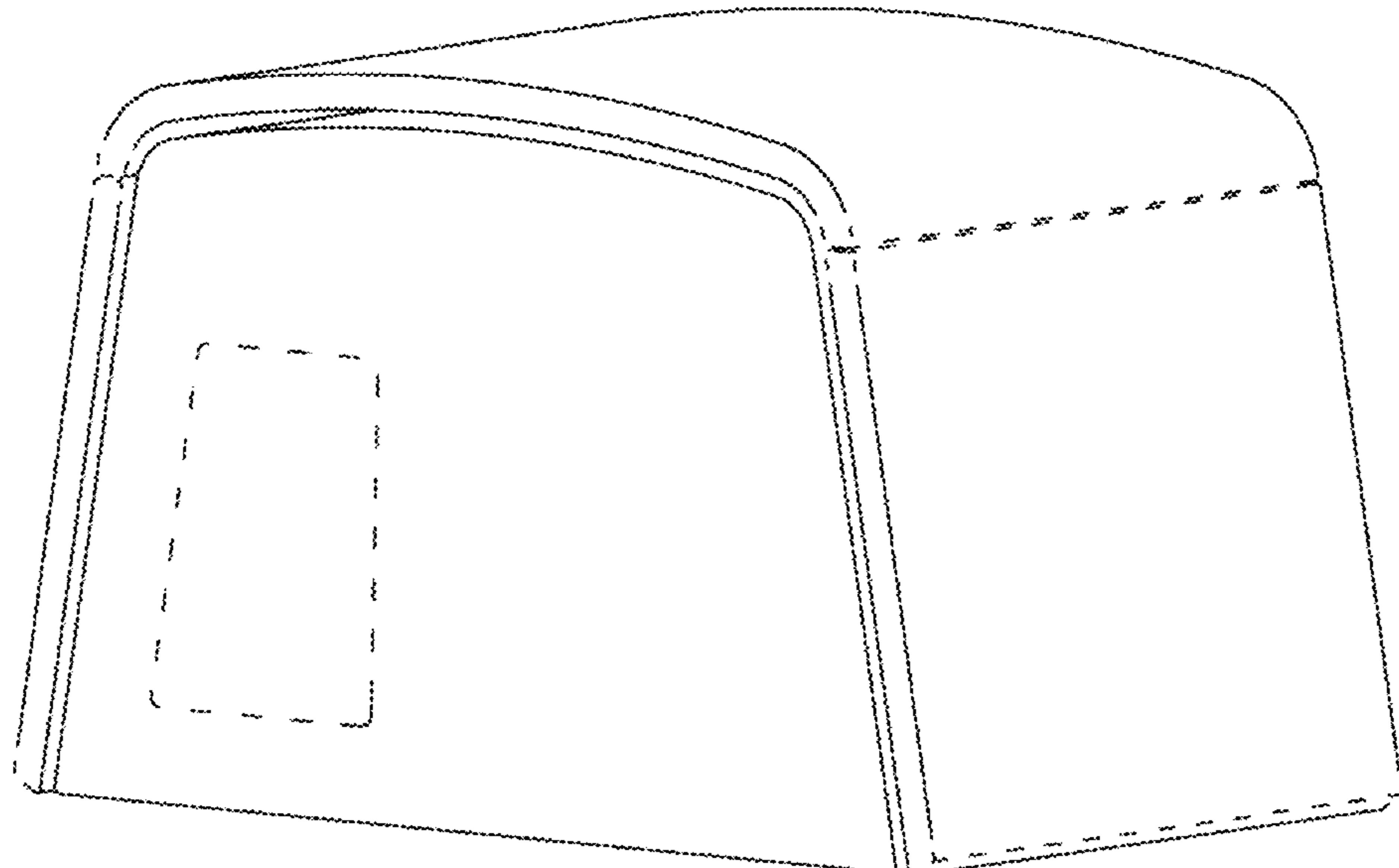
(Continued)

Primary Examiner — Sandra S Snapp
Assistant Examiner — Mehri Bajoul
(74) *Attorney, Agent, or Firm* — Taft Stettinius & Hollister LLP; Stephen F. Rost

(57) **CLAIM**
The ornamental design for an animal housing, as shown and described.

DESCRIPTION
FIG. 1 is a perspective view of an animal housing showing the new design;
FIG. 2 is a left side elevation view thereof;
FIG. 3 is a right side elevation view thereof;
FIG. 4 is a top plan view thereof;
FIG. 5 is a bottom plan view thereof;
FIG. 6 is a back view thereof; and,
FIG. 7 is a front view thereof.
The broken lines shown in the drawings depict portions of the animal housing that form no part of the claimed design.

1 Claim, 7 Drawing Sheets



(56)

References Cited

U.S. PATENT DOCUMENTS

2012/0247396 A1 * 10/2012 Willard A01K 1/033
119/498

* cited by examiner

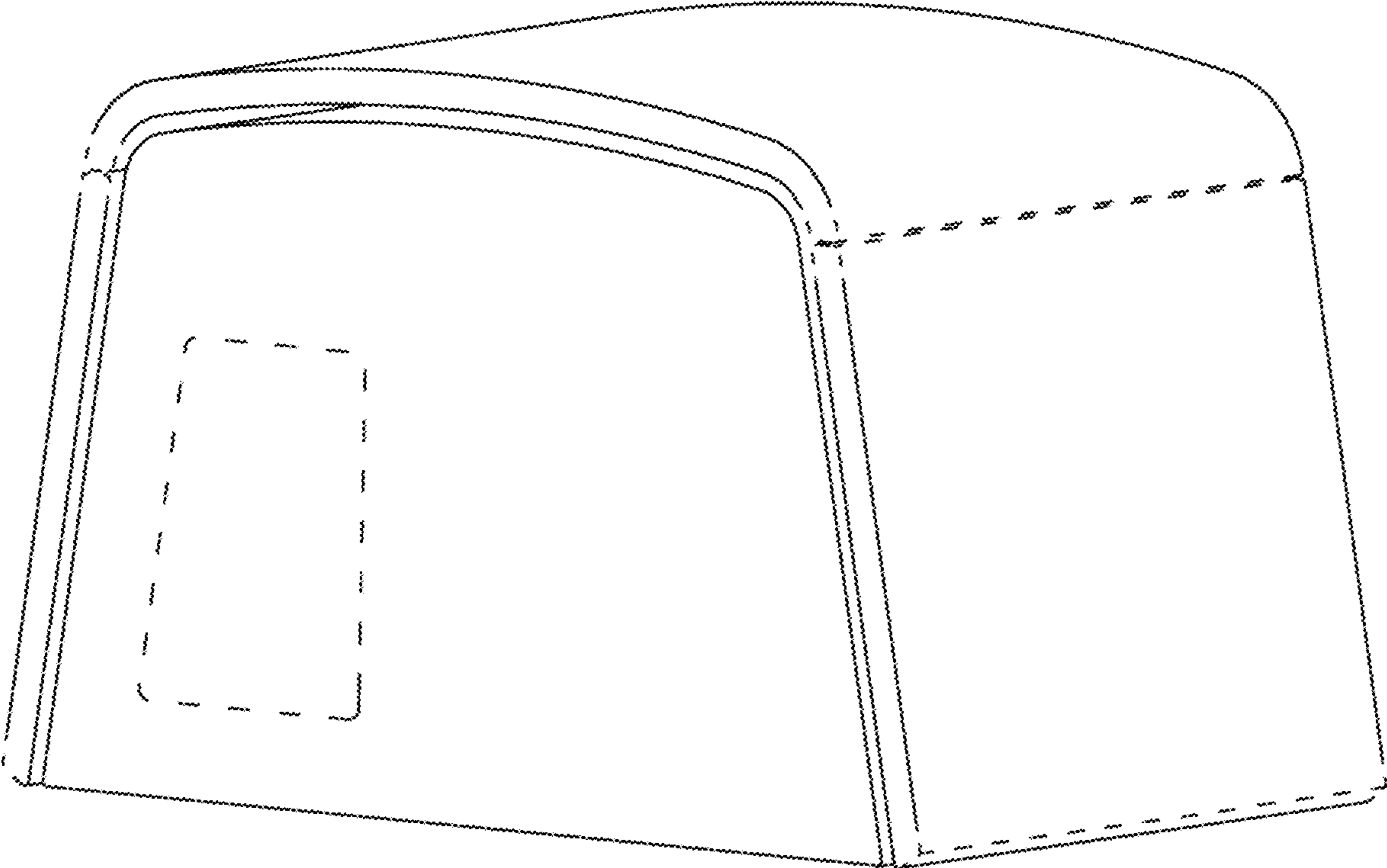


FIGURE 1




FIGURE 2




FIGURE 3



FIGURE 4




FIGURE 5

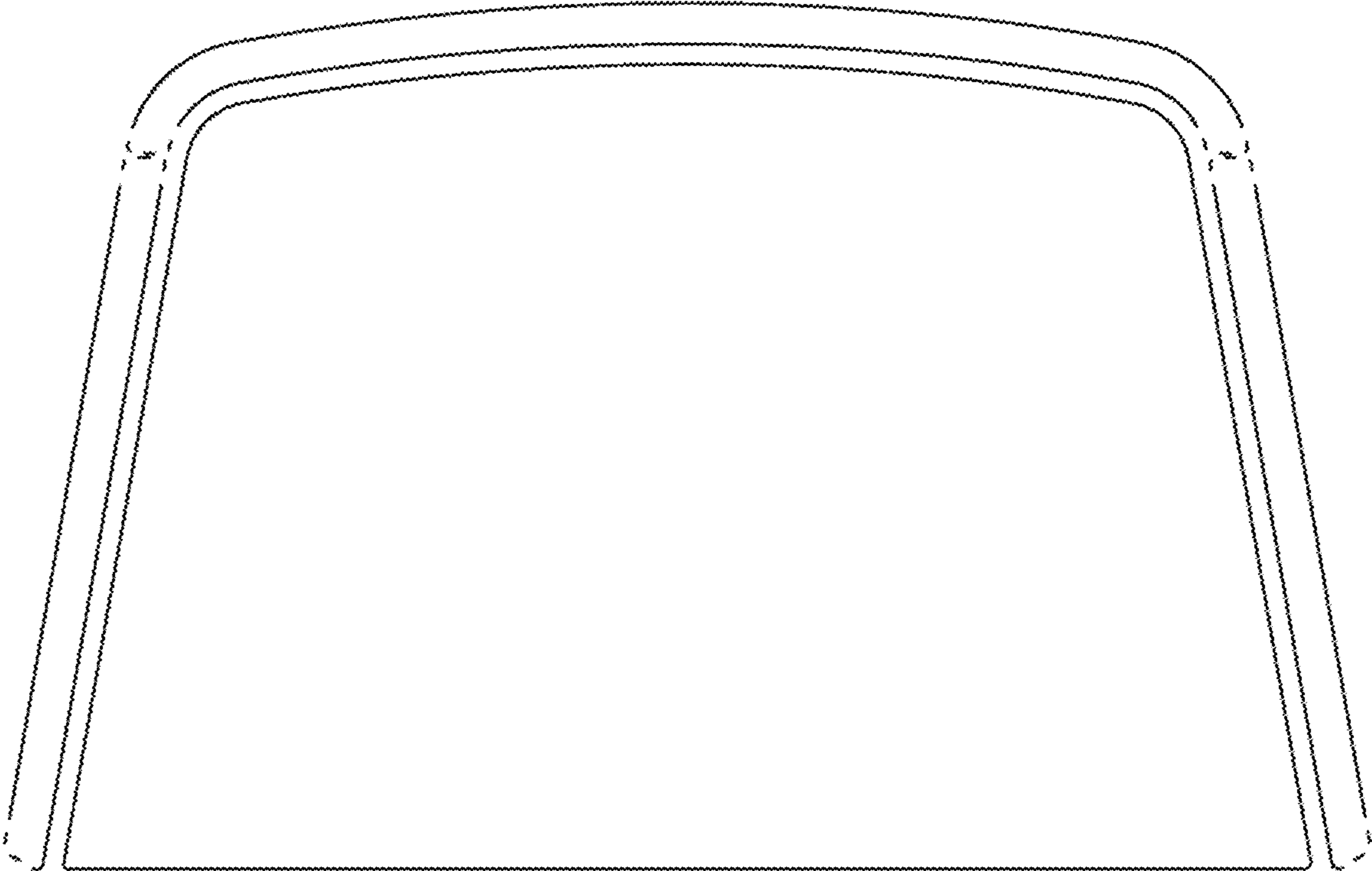


FIGURE 6

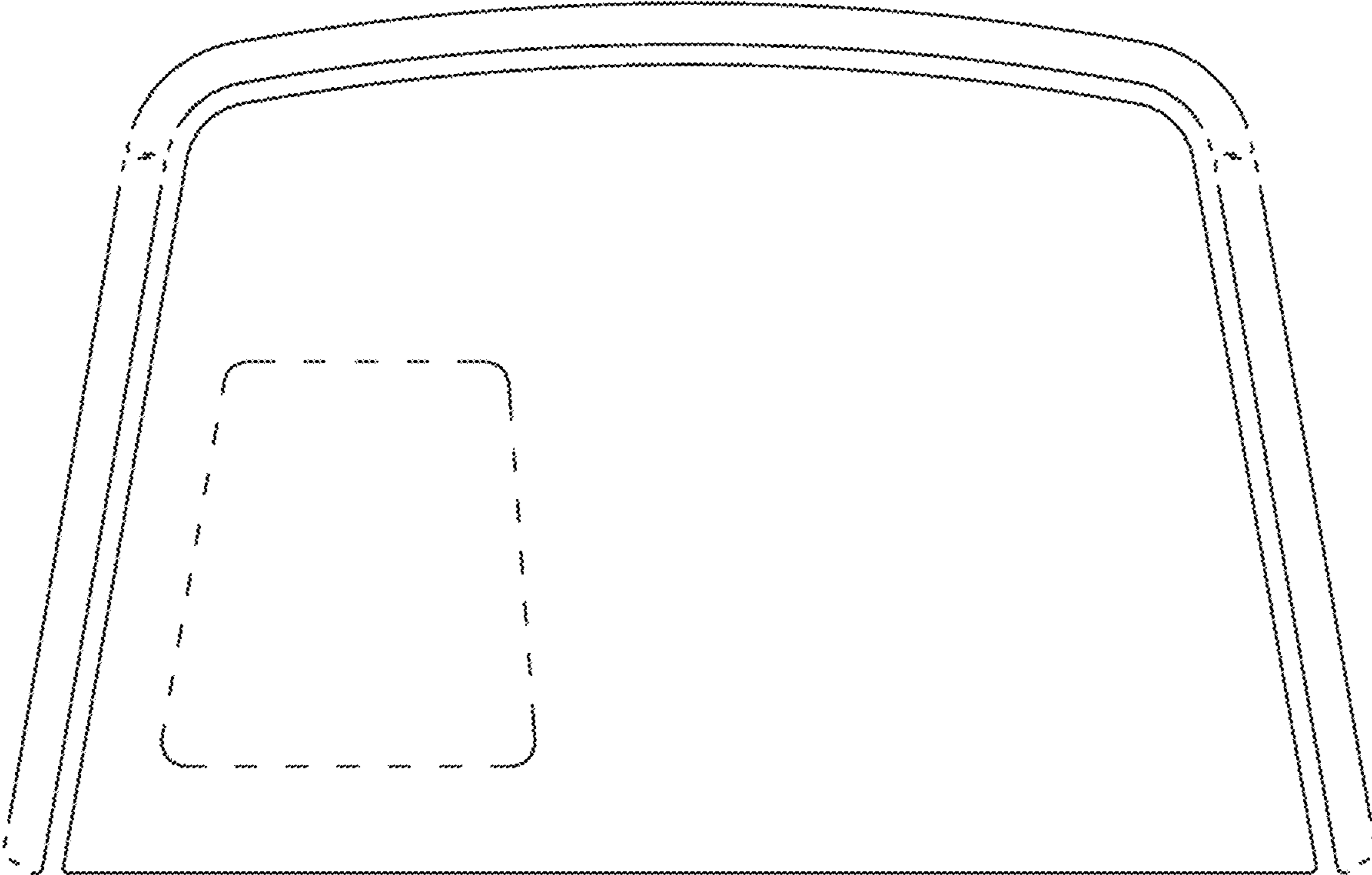


FIGURE 7