

US00D899677S

(12) **United States Design Patent** (10) **Patent No.:** **US D899,677 S**  
**Liu** (45) **Date of Patent:** **\*\* Oct. 20, 2020**

(54) **ELECTRONIC CIGARETTE**  
(71) Applicant: **Tuanfang Liu**, Shenzhen (CN)  
(72) Inventor: **Tuanfang Liu**, Shenzhen (CN)  
(\*\*) Term: **15 Years**  
(21) Appl. No.: **29/692,022**  
(22) Filed: **May 21, 2019**  
(30) **Foreign Application Priority Data**  
Dec. 19, 2018 (CN) ..... 2018 3 0739717  
(51) **LOC (12) Cl.** ..... **27-02**  
(52) **U.S. Cl.**  
USPC ..... **D27/162**  
(58) **Field of Classification Search**  
USPC ..... D27/162, 100, 101, 163–165, 172, 183,  
D27/185–194; D24/110, 110.5;  
128/202.21, 203.12; 131/273, 274, 270,  
131/191, 328, 329, 330, 360–365  
CPC .... A24F 47/002; A24F 47/006; A24F 47/008;  
A61M 15/00; A61M 15/06  
See application file for complete search history.

(56) **References Cited**  
U.S. PATENT DOCUMENTS  
D653,803 S \* 2/2012 Timmermans ..... D27/163  
D693,053 S \* 11/2013 Chen ..... D27/101  
D695,450 S \* 12/2013 Benassayag ..... D24/110.5  
D720,095 S \* 12/2014 Alima ..... D27/101  
D720,881 S \* 1/2015 Liu ..... D27/101  
D722,956 S \* 2/2015 Alima ..... D13/103

D724,264 S \* 3/2015 Chambers ..... D27/101  
D779,722 S \* 2/2017 Volodarsky ..... D27/162  
D785,859 S \* 5/2017 Pang ..... D27/101  
D790,766 S \* 6/2017 Li ..... D27/163  
D805,246 S \* 12/2017 Fakhouri ..... D27/101  
D805,248 S \* 12/2017 Chen ..... D27/170  
D806,942 S \* 1/2018 Qiu ..... D27/101  
D871,665 S \* 12/2019 Choe ..... D27/162  
2015/0090253 A1 \* 4/2015 Farrow ..... A61M 15/06  
128/200.14

\* cited by examiner

*Primary Examiner* — Marissa J Cash  
*Assistant Examiner* — Rebecca Tsehaye  
(74) *Attorney, Agent, or Firm* — Matthias Scholl P.C.;  
Matthias Scholl

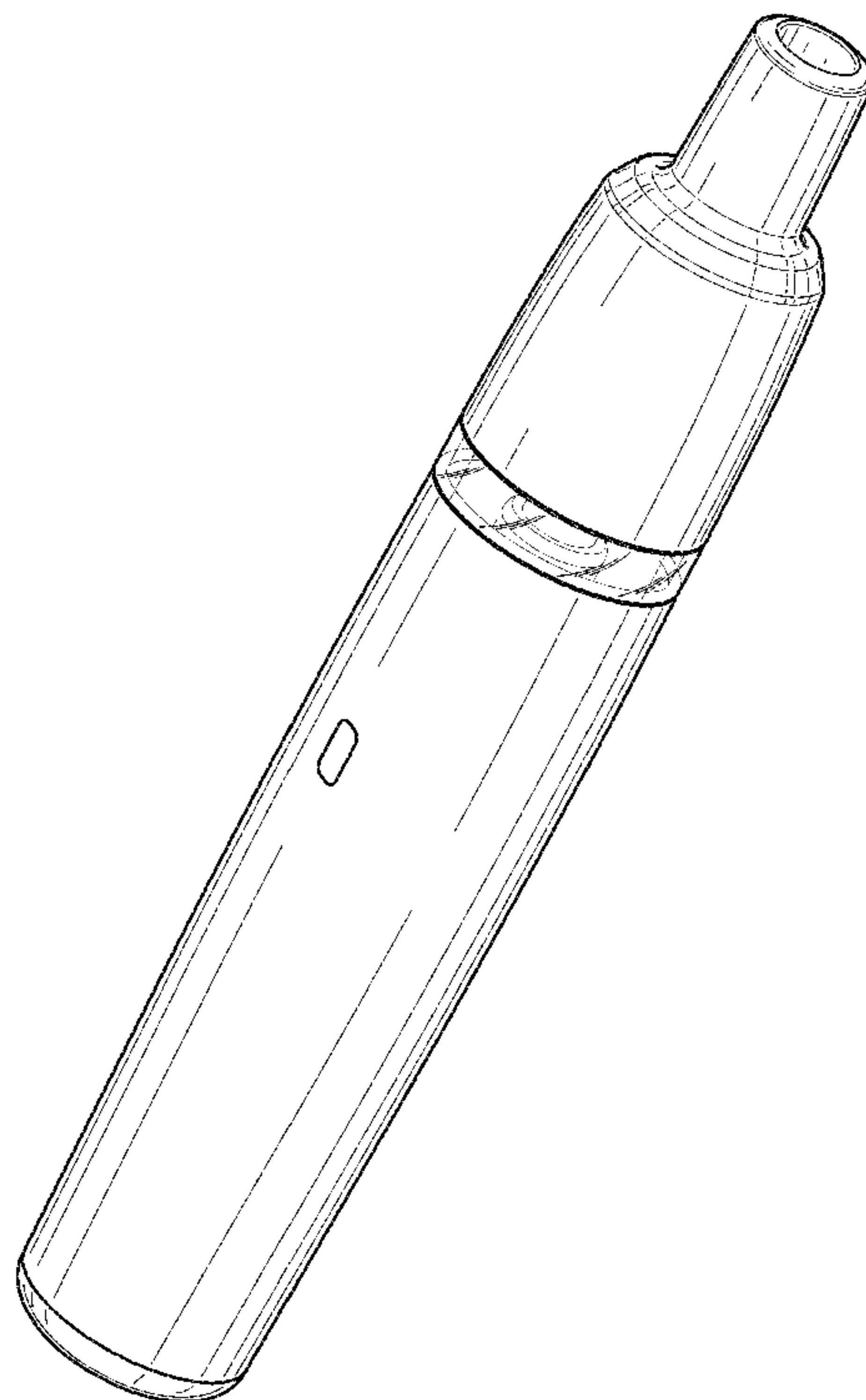
(57) **CLAIM**

The ornamental design for an electronic cigarette, as shown and described.

**DESCRIPTION**

FIG. 1 is a front elevation view of an electronic cigarette;  
FIG. 2 is a rear elevation view thereof;  
FIG. 3 is a left-side elevation view thereof;  
FIG. 4 is a right-side elevation view thereof;  
FIG. 5 is a top plan view thereof;  
FIG. 6 is a bottom plan view thereof;  
FIG. 7 is a perspective view thereof; and,  
FIG. 8 is a bottom perspective view thereof.  
The broken lines in the drawings depict portions of the electronic cigarette that form no part of the claimed design.

**1 Claim, 8 Drawing Sheets**



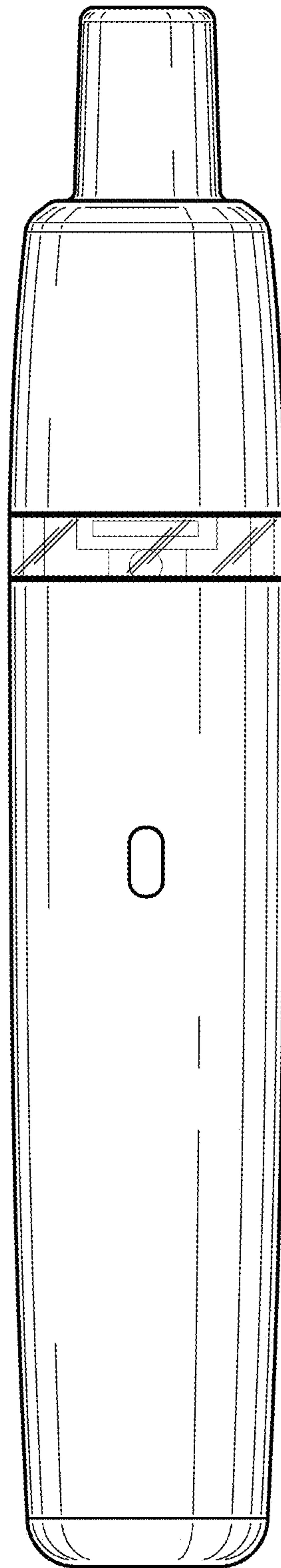


FIG. 1




FIG. 2

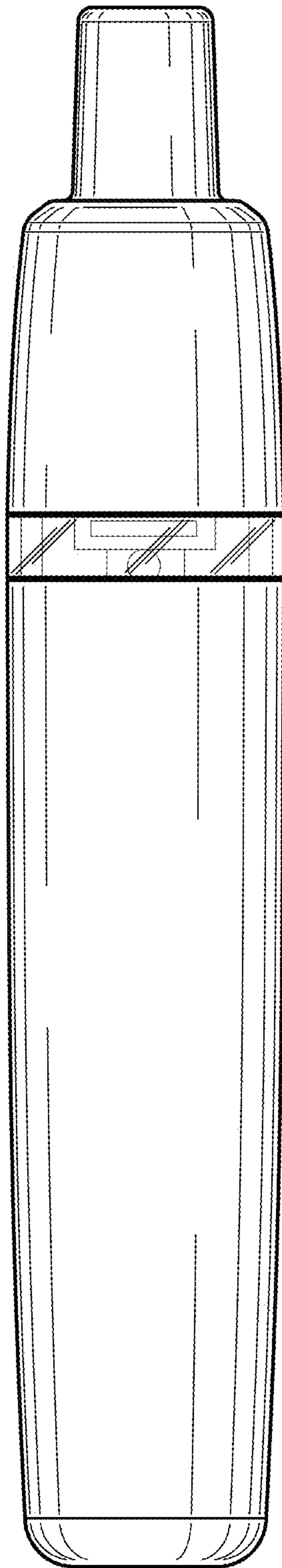


FIG. 3


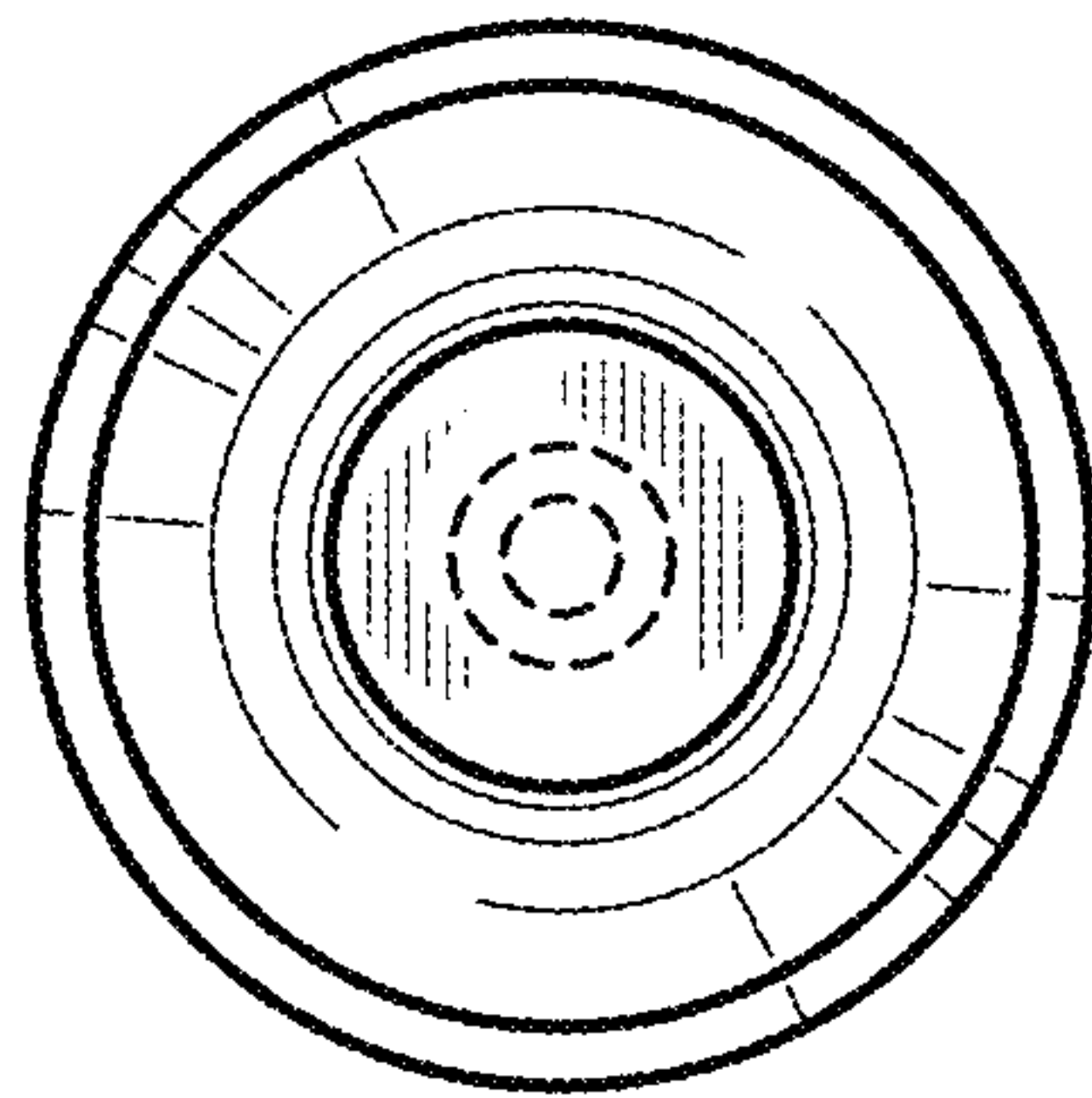


FIG. 4



**FIG. 5**

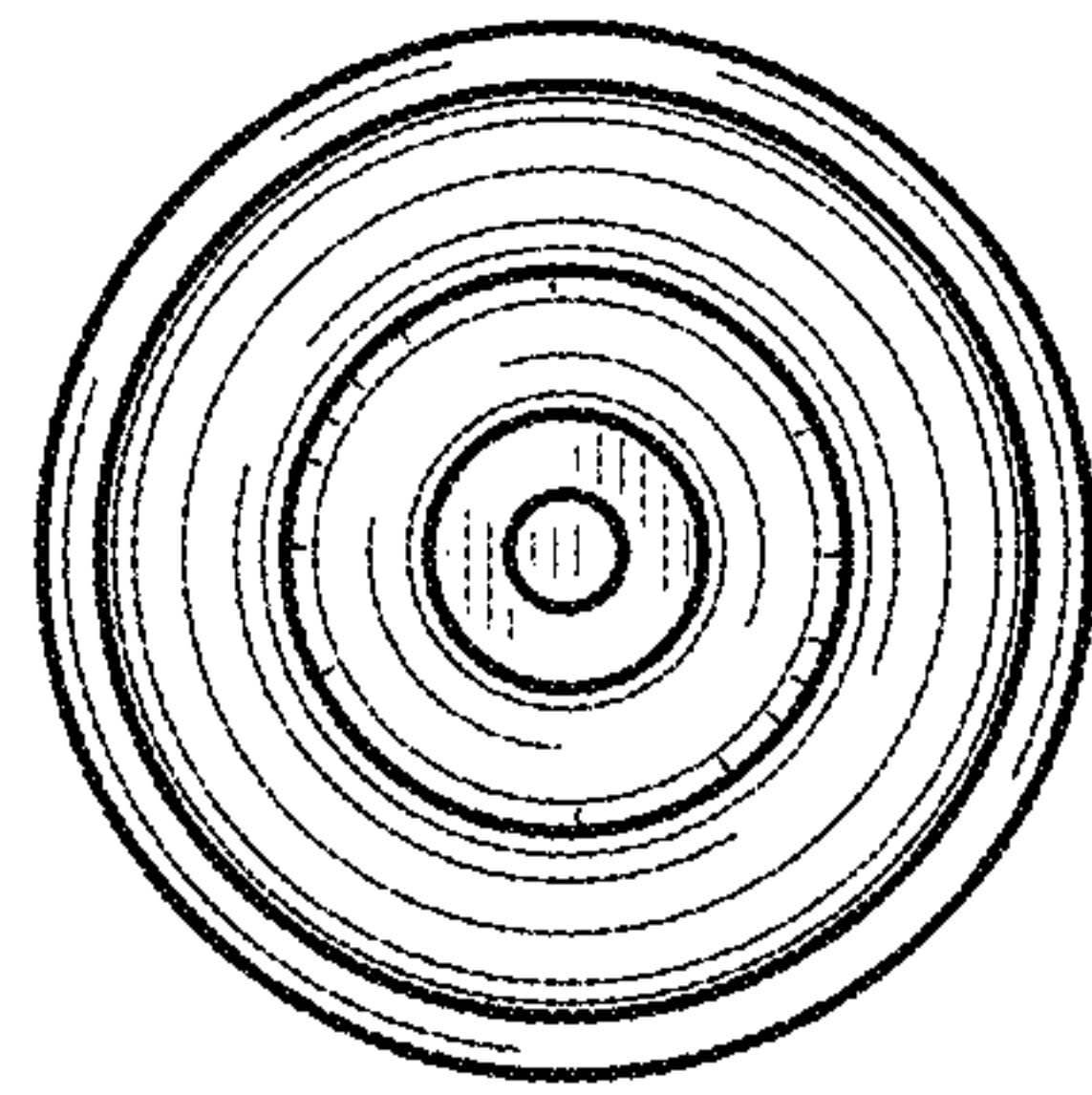


FIG. 6



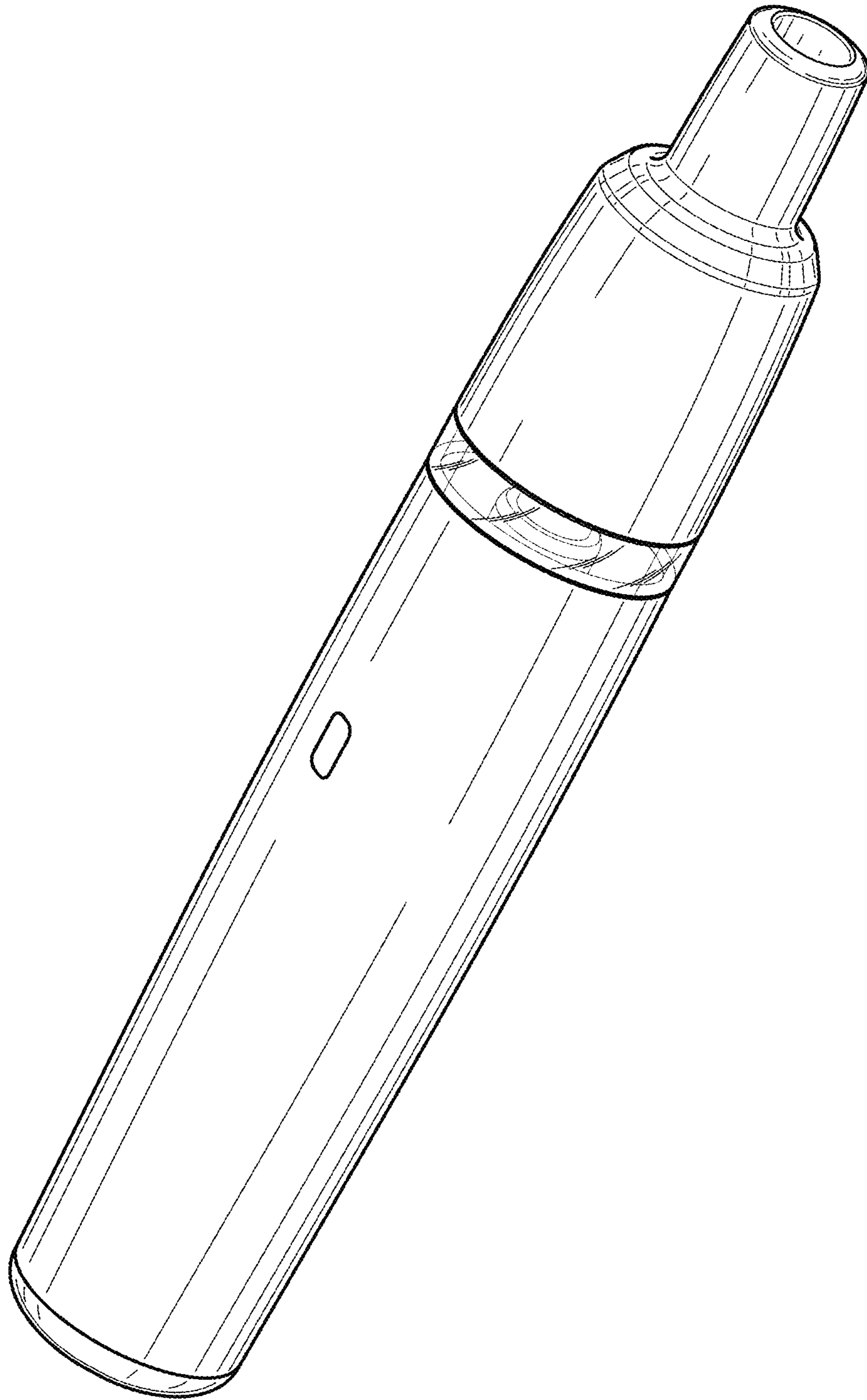


FIG. 7



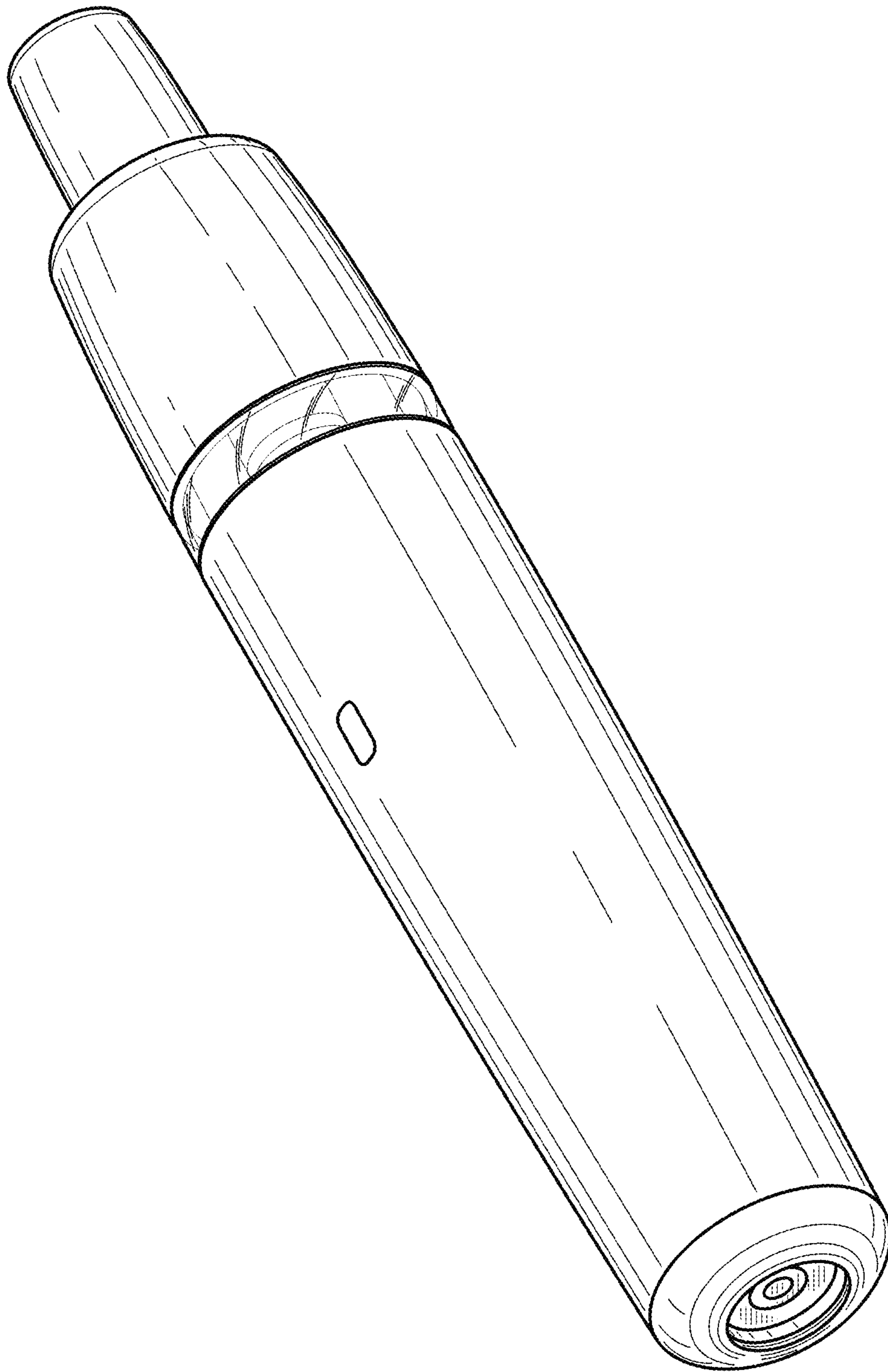


FIG. 8