



US00D899662S

(12) **United States Design Patent** (10) **Patent No.:** **US D899,662 S**
Chami et al. (45) **Date of Patent:** **** Oct. 20, 2020**

(54) **FLOOD LIGHT LUMINAIRE**
(71) Applicant: **MaxLite, Inc.**, West Caldwell, NJ (US)
(72) Inventors: **Aymen Chami**, Hackettstown, NJ (US);
Eric Clohosey, Hawthorne, NJ (US)
(73) Assignee: **MaxLite, Inc.**, West Caldwell, NJ (US)
(**) Term: **15 Years**

(21) Appl. No.: **29/673,700**
(22) Filed: **Dec. 17, 2018**
(51) **LOC (12) Cl.** **26-04**
(52) **U.S. Cl.**
USPC **D26/76**
(58) **Field of Classification Search**
USPC D26/72, 74, 76, 78-83, 85, 86, 88, 90,
D26/93, 111, 113, 118, 119, 120, 121,
D26/122, 138, 139, 140, 141, 142, 152
CPC F21S 2/00; F21S 4/00; F21S 4/003; F21S
4/005; F21S 4/006; F21S 4/007; F21S
4/008; F21S 6/00; F21S 8/00; F21S
8/024; F21S 8/026; F21S 8/031; F21S
8/033; F21S 8/035-037; F21S 8/04; F21S
8/043; F21S 8/063
See application file for complete search history.

(56) **References Cited**
U.S. PATENT DOCUMENTS
D496,123 S * 9/2004 Blackman D26/76
D605,329 S * 12/2009 Watt D26/118
D607,598 S * 1/2010 Xiao D26/76
D632,004 S * 2/2011 Waldmann D26/76

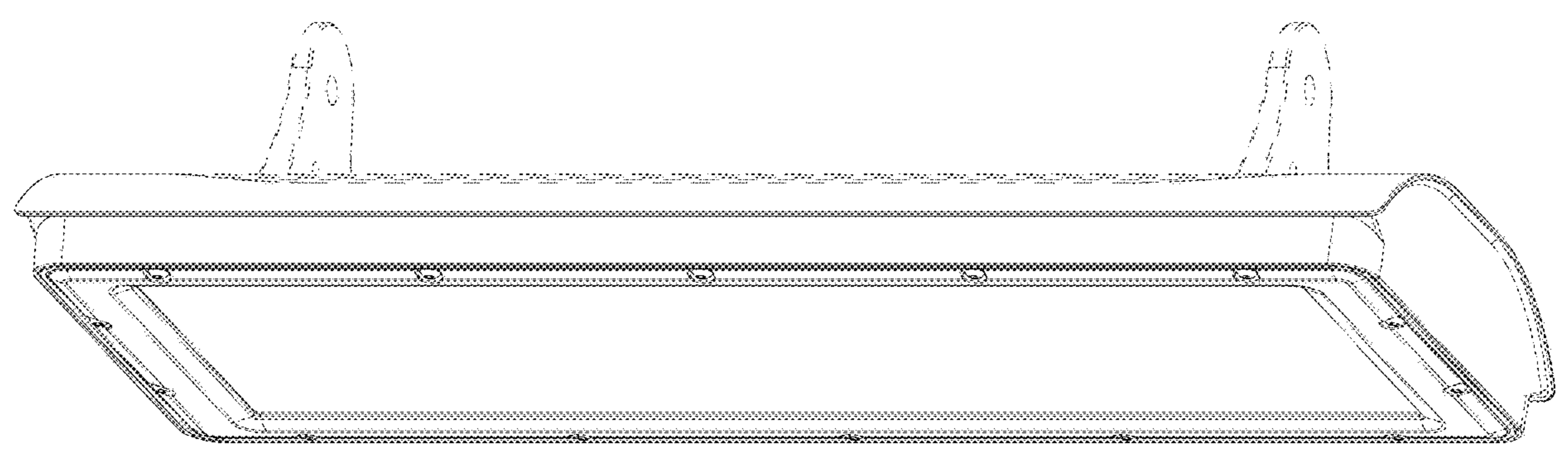
D636,108 S * 4/2011 Nguyen D26/76
D663,882 S * 7/2012 Muraishi D26/76
D671,254 S * 11/2012 Miyatake D26/75
D733,347 S * 6/2015 Dungan D26/76
D739,595 S * 9/2015 Reynolds D26/118
D814,095 S * 3/2018 Brandrup D26/76
D857,964 S * 8/2019 Ross D26/76
D864,455 S * 10/2019 Sullivan D26/76
D869,048 S * 12/2019 Chai D26/76
D873,468 S * 1/2020 Ma D26/85
D880,044 S * 3/2020 Chen D26/76
D887,074 S * 6/2020 Chami D26/118
D887,075 S * 6/2020 Chami D26/118

* cited by examiner
Primary Examiner — Natasha Vujcic
(74) *Attorney, Agent, or Firm* — Budzyn IP Law, LLC

(57) **CLAIM**
The ornamental design for a flood light luminaire, as shown and described.

DESCRIPTION
FIG. 1 is a front, upward perspective view of a flood light luminaire;
FIG. 2 is a front, downward perspective view thereof;
FIG. 3 is a left side elevational view thereof, wherein the right side view is a mirror image thereof;
FIG. 4 is a front elevational view thereof, wherein the rear elevational view is a mirror image thereof;
FIG. 5 is a top plan view thereof; and,
FIG. 6 is a bottom plan view thereof.
The broken lines in the drawings illustrate portions of the flood light luminaire which form no part of the claimed design.

1 Claim, 6 Drawing Sheets



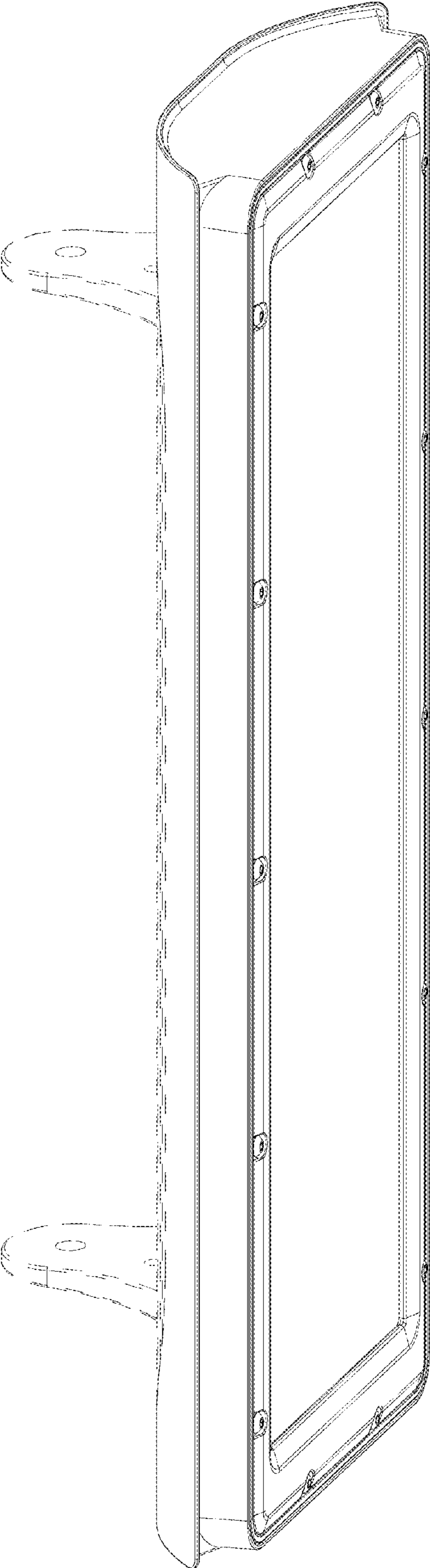


FIGURE 1

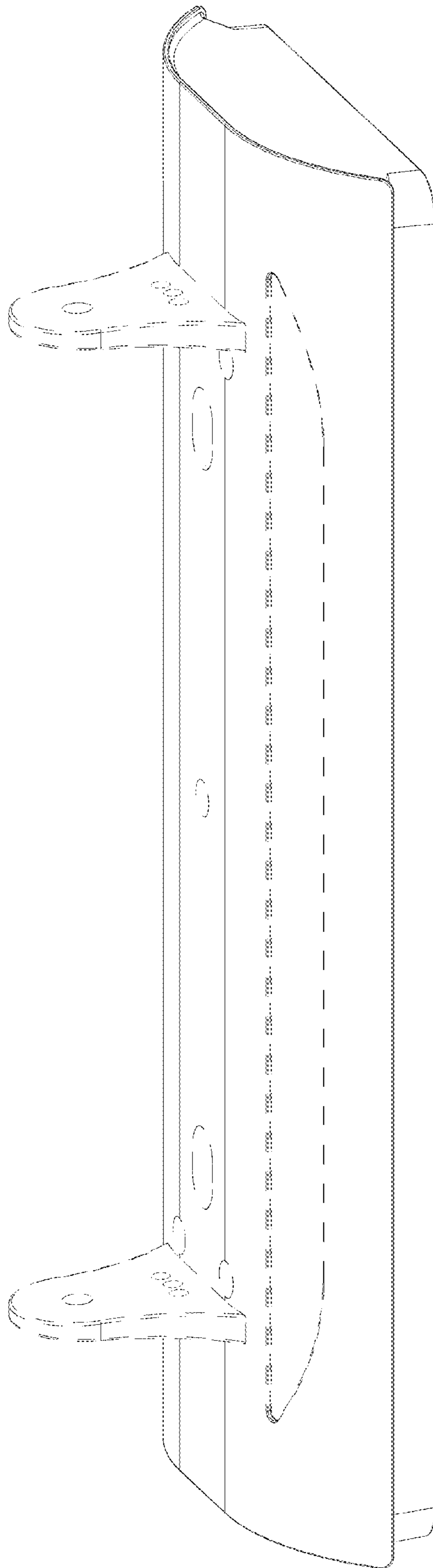


FIGURE 2

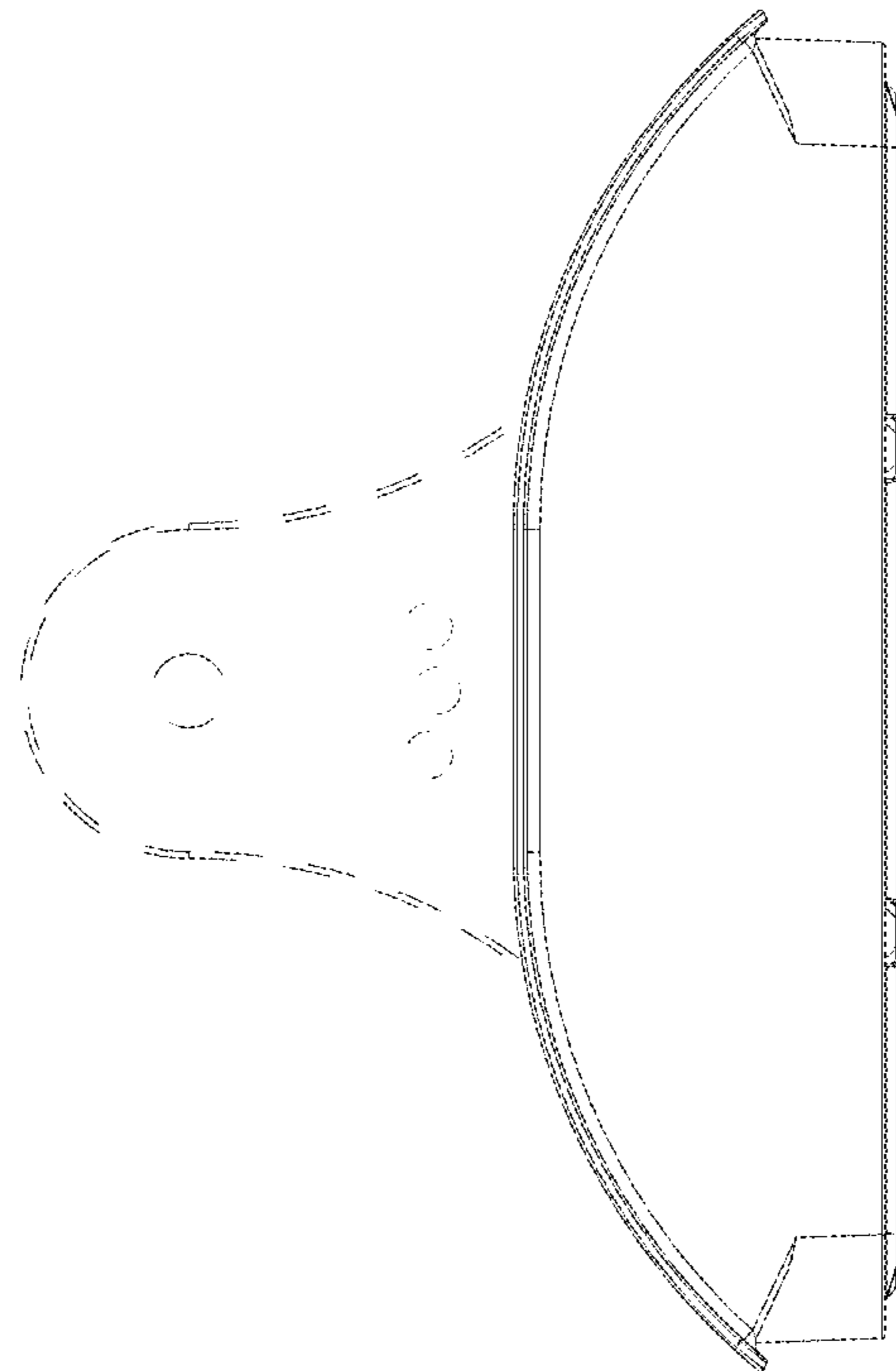


FIGURE 3




FIGURE 4

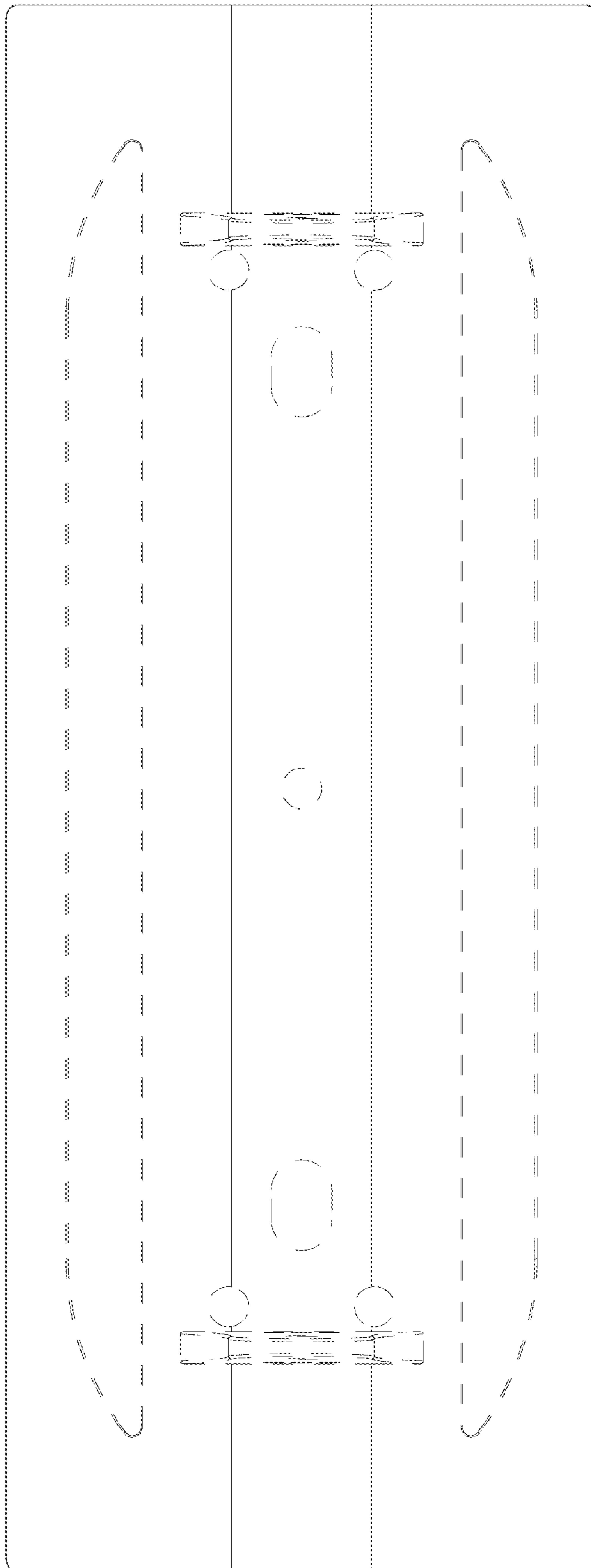


FIGURE 5




FIGURE 6