



US00D899654S

(12) **United States Design Patent**  
**Zhou**

(10) **Patent No.:** **US D899,654 S**

(45) **Date of Patent:** **\*\* Oct. 20, 2020**

(54) **LAMP**

(71) Applicant: **Pusheng Zhou, Ziyang (CN)**

(72) Inventor: **Pusheng Zhou, Ziyang (CN)**

(\*\*) Term: **15 Years**

(21) Appl. No.: **29/698,142**

(22) Filed: **Jul. 15, 2019**

(51) **LOC (12) Cl.** ..... **26-03**

(52) **U.S. Cl.**  
USPC ..... **D26/60**

(58) **Field of Classification Search**  
USPC ..... D26/1, 24, 60, 62, 63, 65, 85, 92, 93,  
D26/104, 106  
CPC ..... F21V 21/14; F21V 15/01; F21V 14/02;  
F21V 21/30; F21V 21/00; F21V 14/00;  
F21V 21/088; F21V 1/008; F21S 8/00;  
F21S 8/003; F21S 8/043; F21Y 2105/001;  
G03B 15/02  
See application file for complete search history.

(56) **References Cited**

**U.S. PATENT DOCUMENTS**

6,666,563 B2 \* 12/2003 Brown ..... F21S 8/00  
362/190  
D544,124 S \* 6/2007 Chan ..... D26/60

D825,823 S \* 8/2018 Ren ..... D26/60  
D838,888 S \* 1/2019 Shengbiao ..... D26/60  
D861,944 S \* 10/2019 Wu ..... D26/60  
D870,942 S \* 12/2019 Yang ..... D26/60  
D874,701 S \* 2/2020 Hu ..... D26/60

\* cited by examiner

*Primary Examiner* — Brian N. Vinson

(74) *Attorney, Agent, or Firm* — W&K IP


(57) **CLAIM**

The ornamental design for a lamp, as shown and described.

**DESCRIPTION**

FIG. 1 is a perspective view of a lamp;  
FIG. 2 is a front view thereof;  
FIG. 3 is a back view thereof;  
FIG. 4 is a left side view thereof;  
FIG. 5 is a right side view thereof;  
FIG. 6 is a top plan view thereof; and,  
FIG. 7 is a bottom plan view thereof.  
The portions of the article shown in broken lines form no part of the claimed design.

**1 Claim, 7 Drawing Sheets**






FIG.1

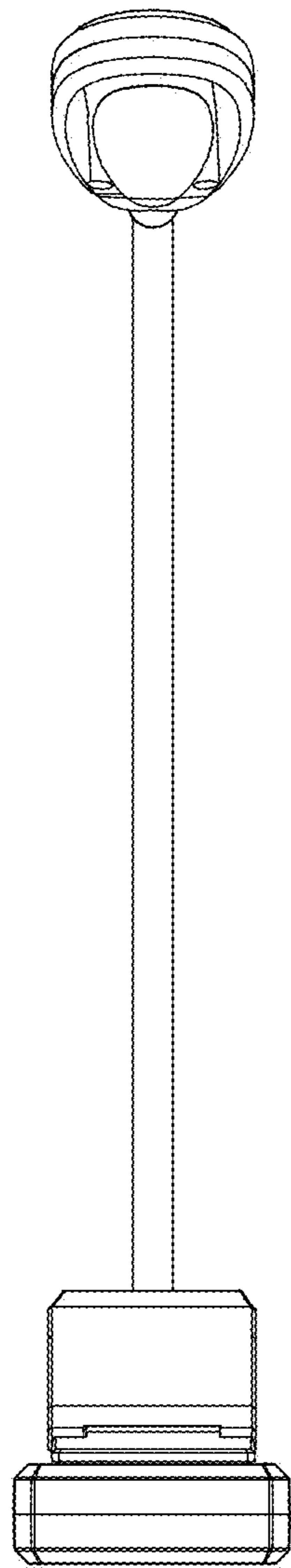


FIG.2

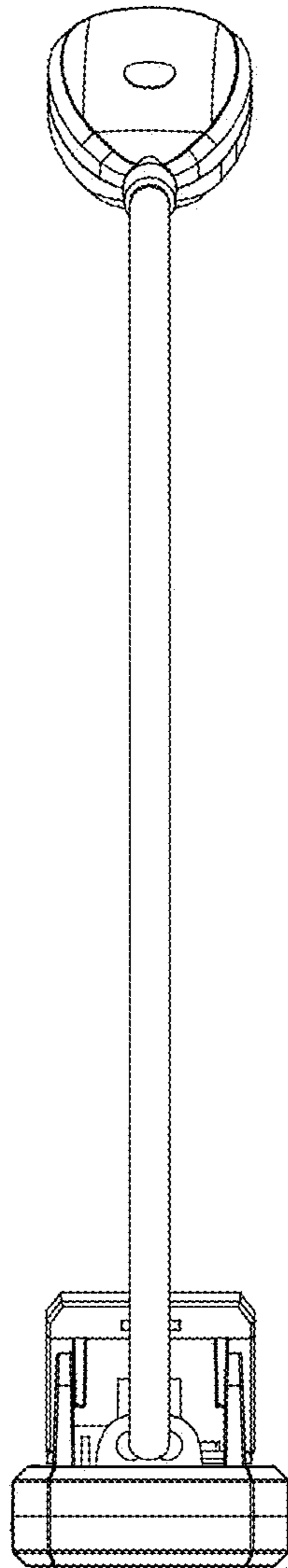


FIG.3




FIG.4




FIG. 5

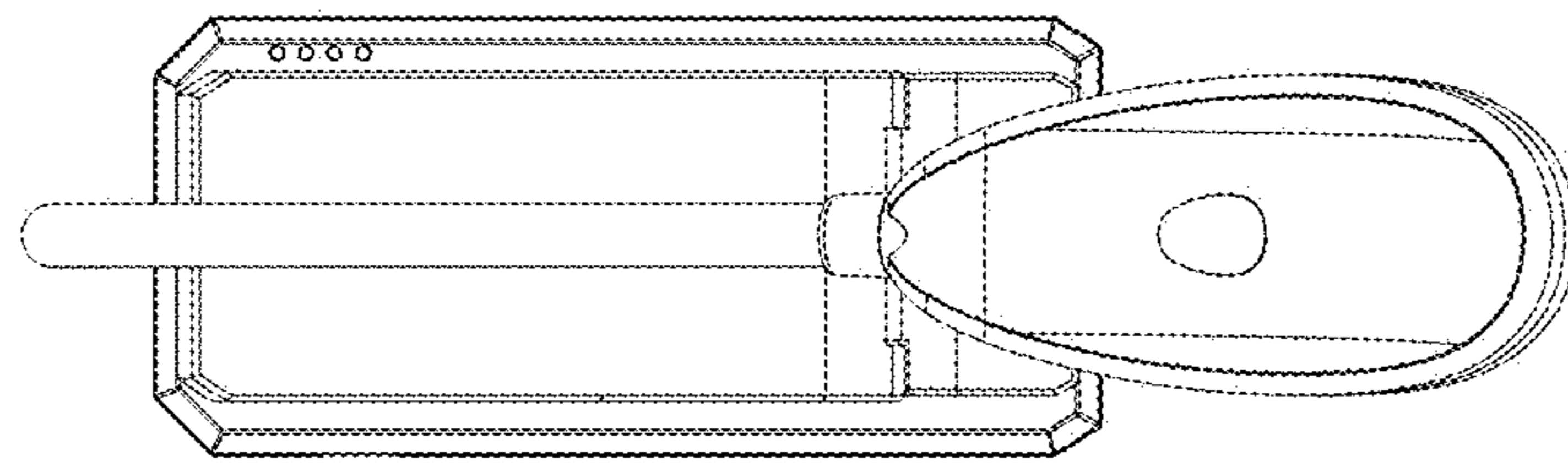


FIG.6




FIG. 7