



US00D899652S

(12) **United States Design Patent** (10) **Patent No.:** **US D899,652 S**
Shen (45) **Date of Patent:** **** Oct. 20, 2020**

(54) **SNOW GLOBE LANTERN**
(71) Applicant: **SHAOXING SHANGYU XI NKE WAX GIFTS CO., LTD.,** Shaoxing (CN)
(72) Inventor: **Weijun Shen,** Shaoxing (CN)
(73) Assignee: **SHAOXING SHANGYU XI NKE WAX GIFTS CO., LTD.,** Shaoxing (CN)

D458,704 S * 6/2002 Orozco D26/92
D465,296 S * 11/2002 DiPasquale D26/67
D468,470 S * 1/2003 Chen D26/67
D485,387 S * 1/2004 Harbaugh D26/67
D522,164 S * 5/2006 Trivino D26/71
D532,134 S 11/2006 Lo et al.
D534,676 S * 1/2007 Chen D26/87
D550,891 S 9/2007 Miranda
D653,379 S * 1/2012 Chen D26/85
D663,063 S 7/2012 Yang

(Continued)

(**) Term: **15 Years**
(21) Appl. No.: **29/724,596**
(22) Filed: **Feb. 18, 2020**
(51) **LOC (12) Cl.** **26-05**
(52) **U.S. Cl.**
USPC **D26/51; D26/94; D26/41**
(58) **Field of Classification Search**
USPC D26/37-51, 67-71, 85, 92, 24, 93, 94,
D26/103-107, 110-112, 87; D11/145,
D11/155, 184
CPC F21L 2003/00; F21L 4/00; F21L 4/005;
F21L 4/02; F21L 4/025; F21L 4/027;
F21L 4/04; F21L 4/08; F21L 2005/00;
F21L 7/00; F21L 11/00; F21L 13/00;
F21L 13/04; F21L 13/08; F21L 14/02;
F21L 17/00; F21L 19/00; F21L 25/00
See application file for complete search history.

OTHER PUBLICATIONS

Forart Christmas Snow Globe Lantern[online], Site Visited Jul. 10, 2020, Available from internet<https://www.amazon.com/Forart-Christmas-Lantern-Operated-Decoration/dp/B07X2X5YJ1/ref=pd_rhf_se_p_img_1?_encoding=UTF8&refRID=ZH6HS6QD8NTR2BZ38CVH&th=1> 4 pages (Year: 2020).*

Primary Examiner — Lakiya G Rogers
Assistant Examiner — Carissa C Fitts
(74) *Attorney, Agent, or Firm* — Law Offices of Steven W. Weinrieb

(56) **References Cited**

U.S. PATENT DOCUMENTS

D295,085 S * 4/1988 Culley D26/51
D367,724 S * 3/1996 Porter D26/87
D429,359 S * 8/2000 Chen D26/85
D438,324 S * 2/2001 Pham D26/72
D442,302 S * 5/2001 Hsu D26/11
D445,525 S * 7/2001 Pan D26/108
D451,620 S * 12/2001 Chen D26/72
D457,676 S * 5/2002 Cheong D26/67

(57) **CLAIM**

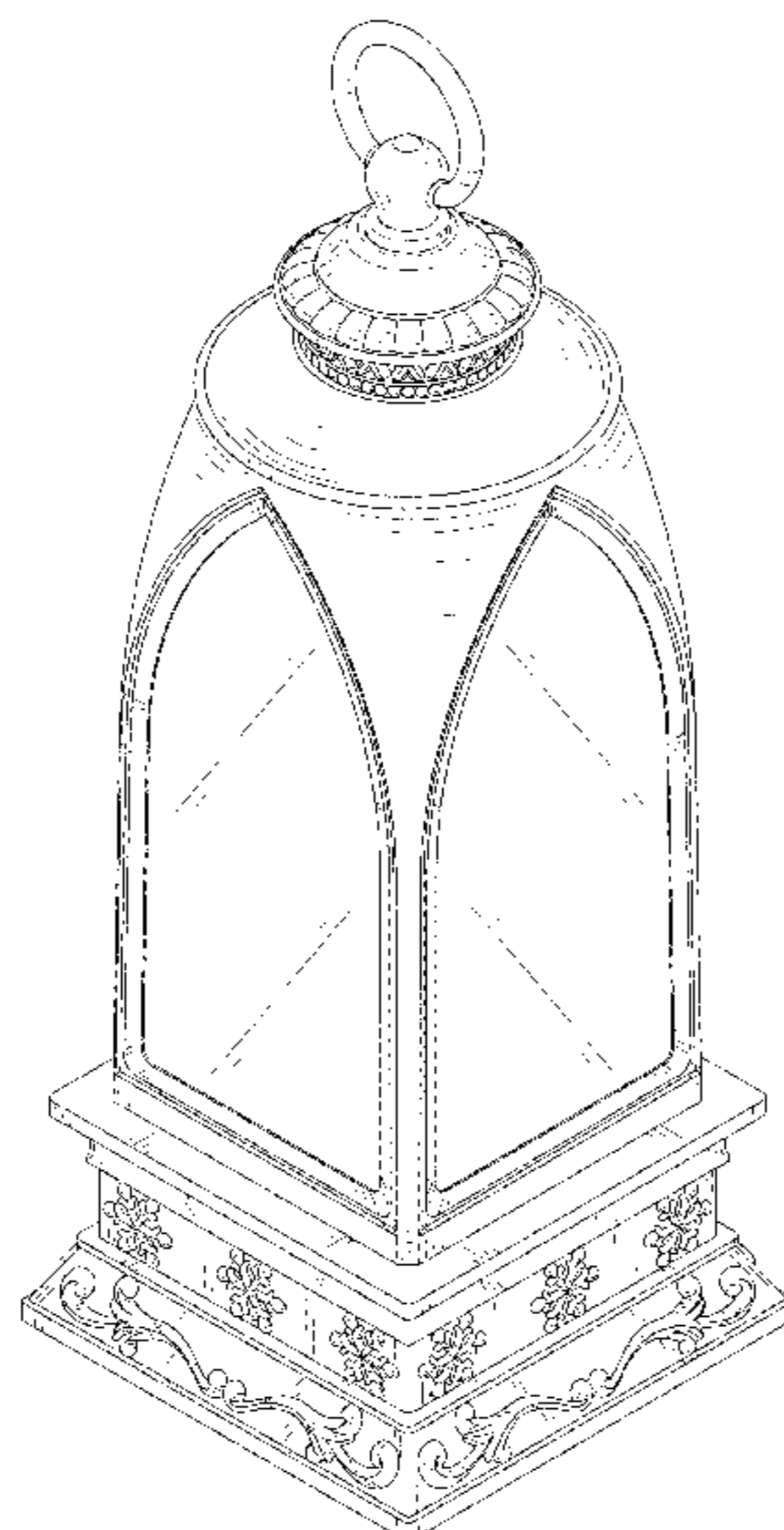
The ornamental design for a snow globe lantern, as shown and described.

DESCRIPTION

FIG. 1 is a front, right side, top perspective view of a snow globe lantern showing my new design;
FIG. 2 is a rear, left side, bottom perspective view thereof;
FIG. 3 is a front elevational view thereof;
FIG. 4 is a rear elevational view thereof;
FIG. 5 is a left side elevational view thereof;
FIG. 6 is a right side elevational view thereof;
FIG. 7 is a top plan view thereof; and,
FIG. 8 is a bottom plan view thereof.

The broken lines depict portions of the snow globe lantern that form no part of the claimed design.

1 Claim, 8 Drawing Sheets



(56)

References Cited

U.S. PATENT DOCUMENTS

D693,956 S	11/2013	Yang	
D756,545 S	5/2016	Goodsell	
D781,478 S *	3/2017	Smith	D26/51
D814,092 S *	3/2018	Chen	D26/67
D815,334 S	4/2018	Hu	
D839,463 S	1/2019	Fu	
D866,033 S	11/2019	Fu	
D875,295 S	2/2020	Fu	

* cited by examiner

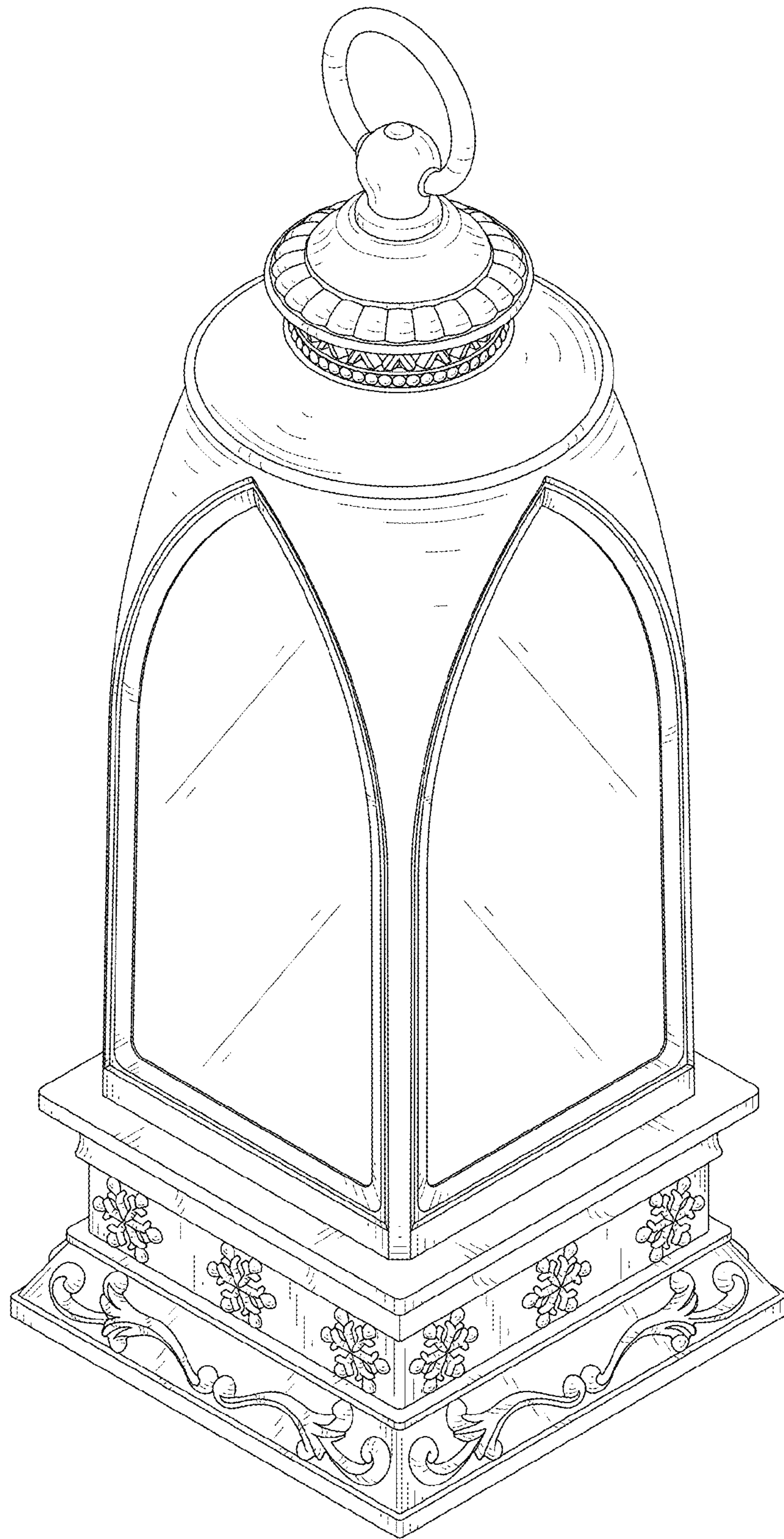


FIG. 1




FIG. 2

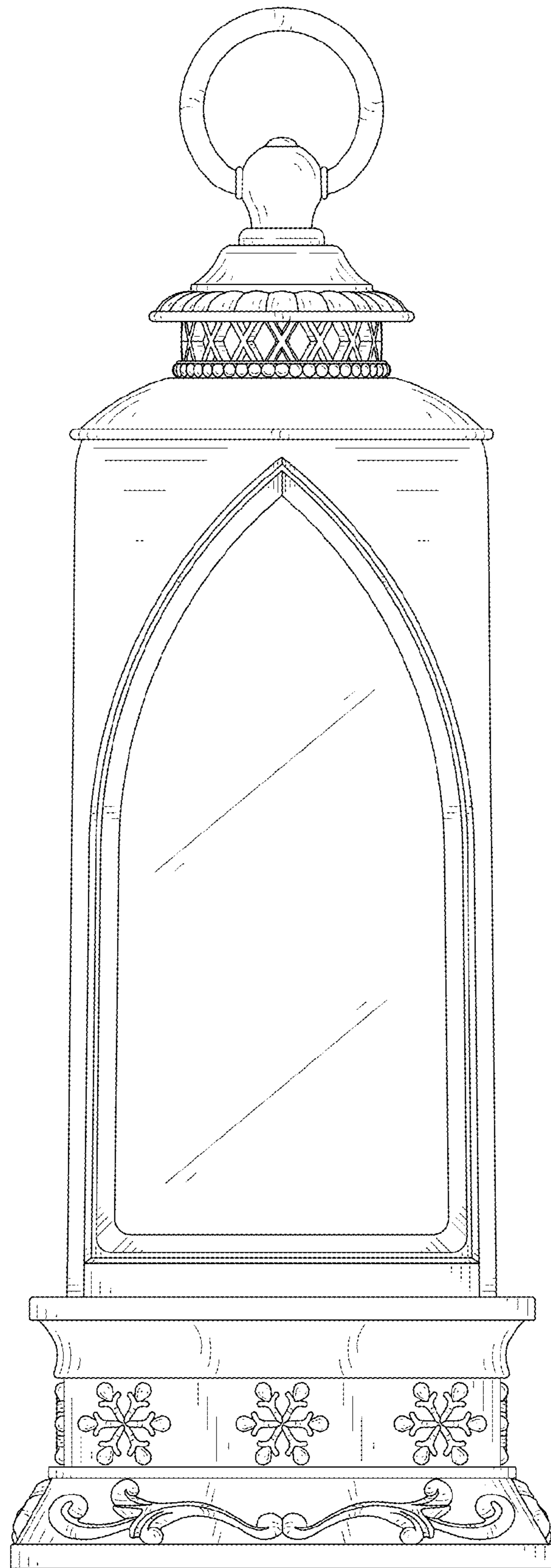


FIG. 3

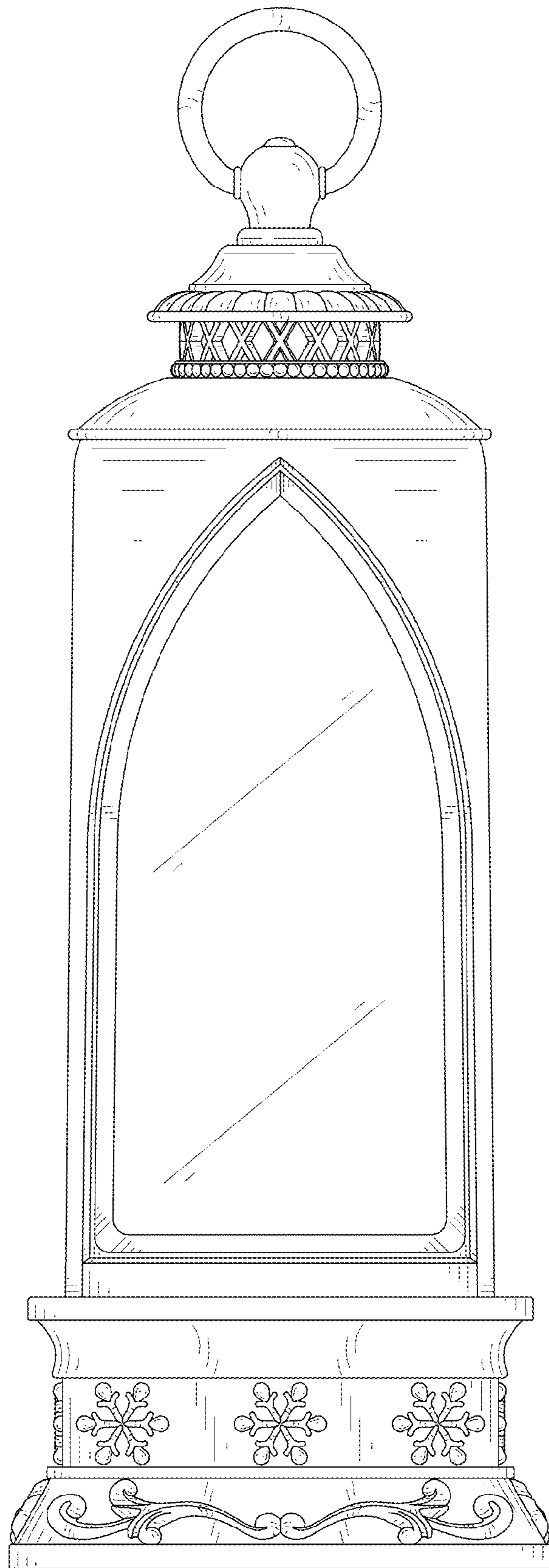


FIG. 4

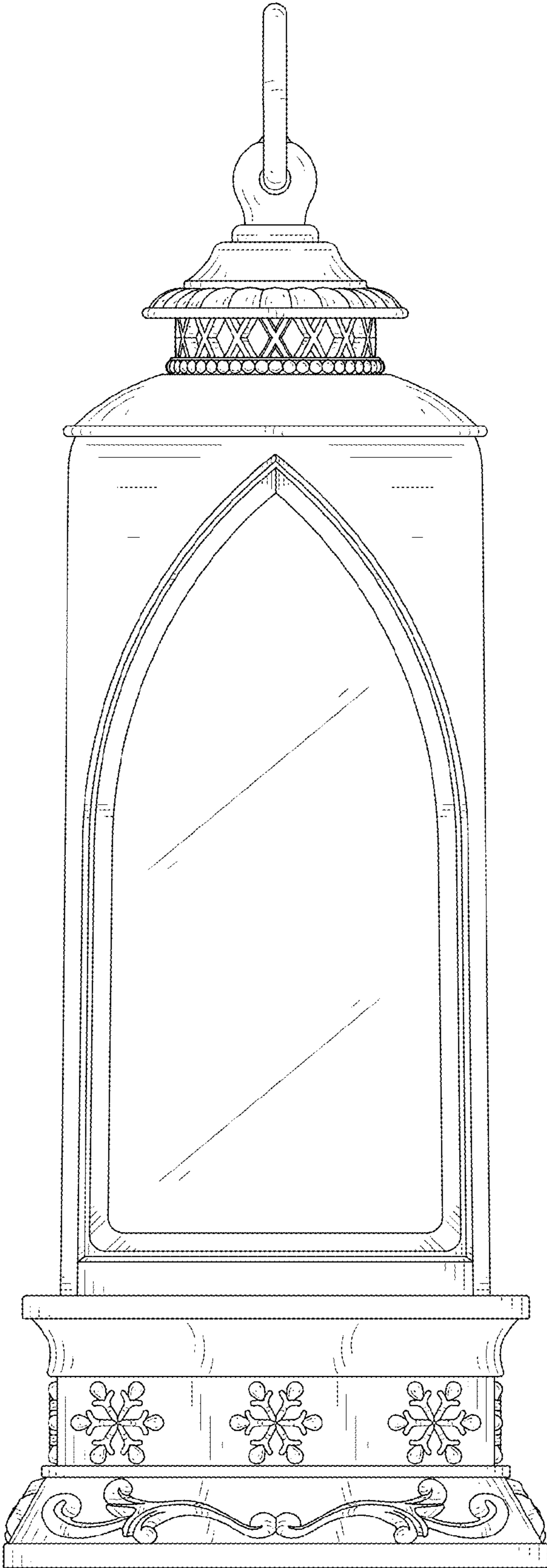


FIG. 5

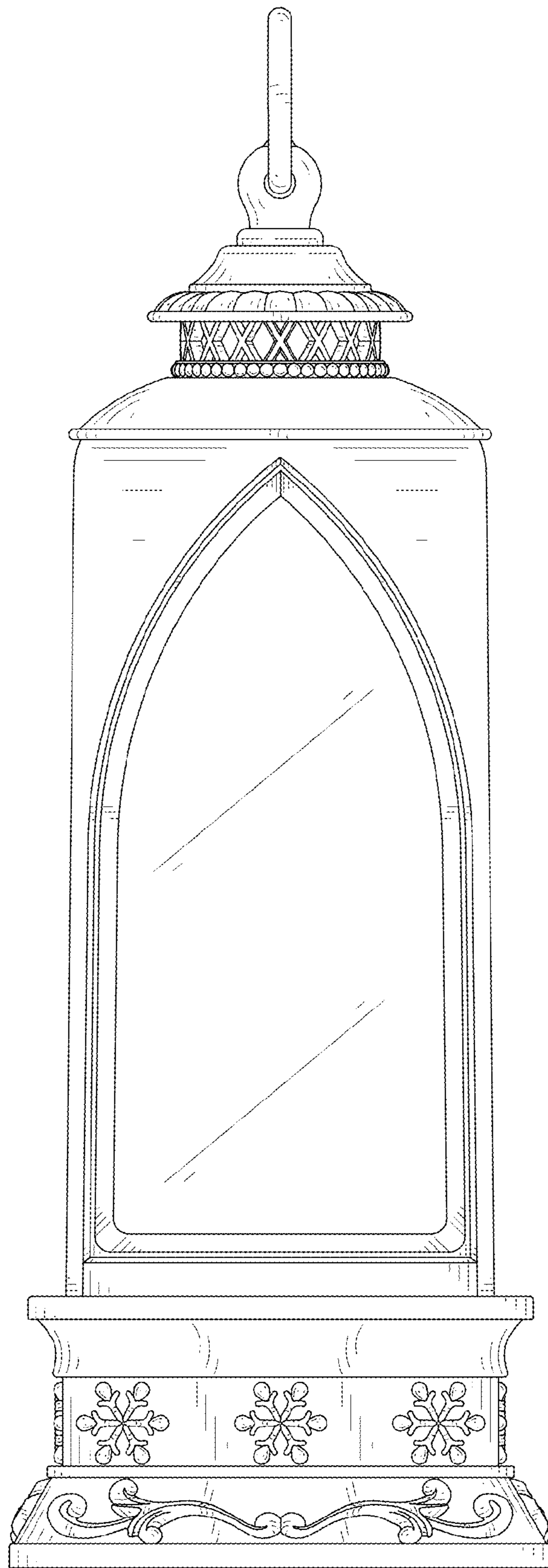


FIG. 6




FIG. 7

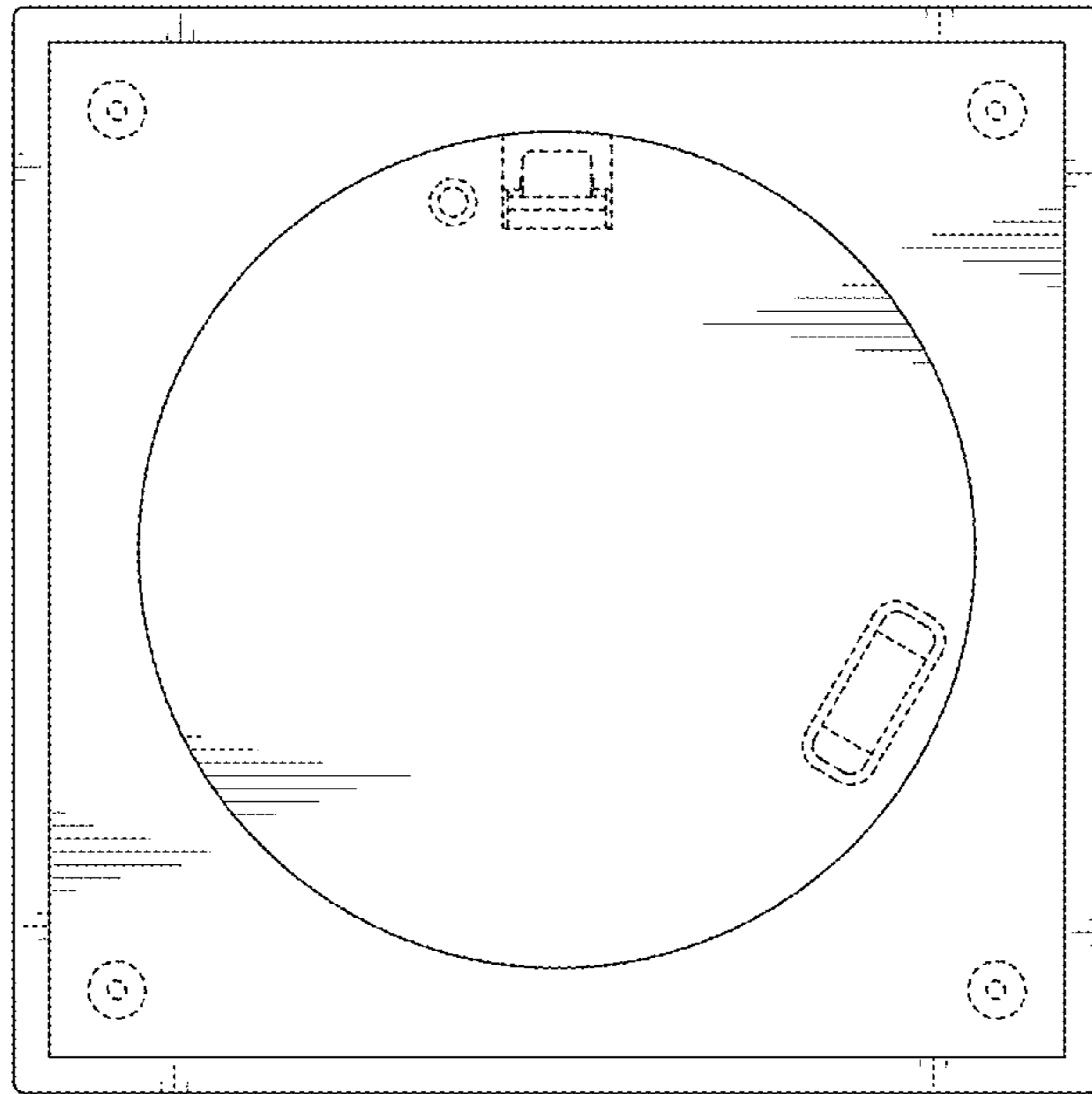


FIG. 8