

US00D899630S

(12) **United States Design Patent**
Conklin, III

(10) **Patent No.:** **US D899,630 S**

(45) **Date of Patent:** **** Oct. 20, 2020**

(54) **LANDSCAPE SLAB**

(71) Applicant: **MDC Contracting, LLC**, Charlevoix, MI (US)

(72) Inventor: **Robert L. Conklin, III**, Charlevoix, MI (US)

(73) Assignee: **MDC Contracting, LLC**, Charlevoix, MI (US)

(**) Term: **15 Years**

(21) Appl. No.: **29/740,064**

(22) Filed: **Jun. 30, 2020**

Related U.S. Application Data

(62) Division of application No. 29/636,370, filed on Feb. 8, 2018, now Pat. No. Des. 893,759.

(51) **LOC (12) Cl.** **25-01**

(52) **U.S. Cl.**
USPC **D25/113**

(58) **Field of Classification Search**
USPC D25/113, 151
CPC E01C 5/00; E01C 5/02; E01C 5/04; E01C 5/06; E01C 5/065; E01C 15/00
See application file for complete search history.

(56) **References Cited**

U.S. PATENT DOCUMENTS

7,850,393 B2 * 12/2010 Hamel E01C 5/06
404/34
7,988,382 B2 * 8/2011 Castonguay E01C 5/00
404/41
8,002,494 B2 * 8/2011 Ciccarello E01C 5/06
404/34

8,500,362 B2 * 8/2013 Steffen E01C 5/06
404/34
8,684,626 B2 * 4/2014 Tonder E01C 5/065
106/405
8,769,896 B2 * 7/2014 Lacas E04F 15/02161
52/311.1
9,260,824 B1 * 2/2016 Aciu E01C 5/00
9,464,434 B2 * 10/2016 MacDonald A01G 9/28
D775,372 S * 12/2016 Lundell D25/113
D832,463 S * 10/2018 Korfanty D25/113

* cited by examiner

Primary Examiner — Doris Clark

(74) *Attorney, Agent, or Firm* — Traverse Legal, PLC

(57) **CLAIM**


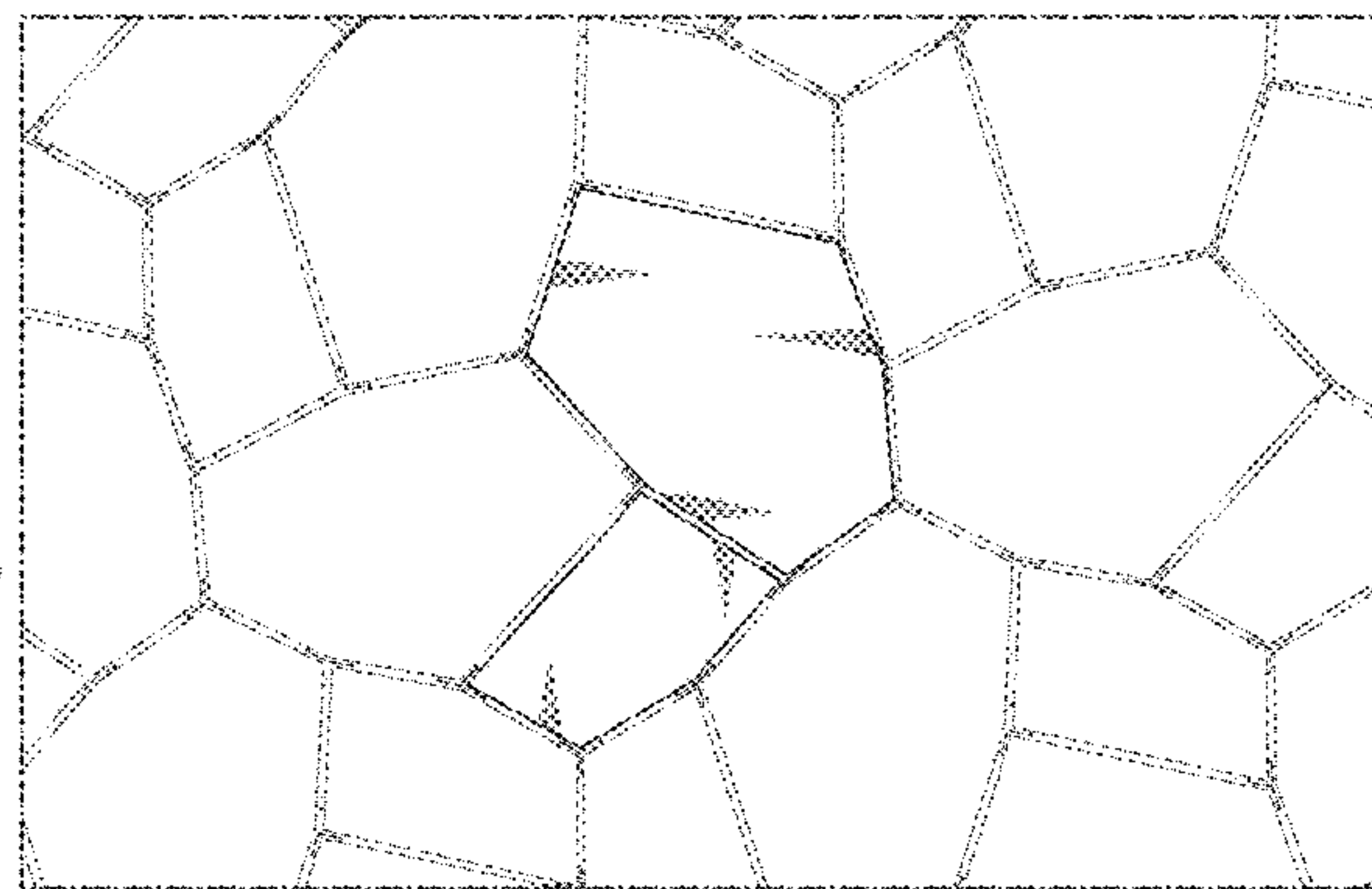
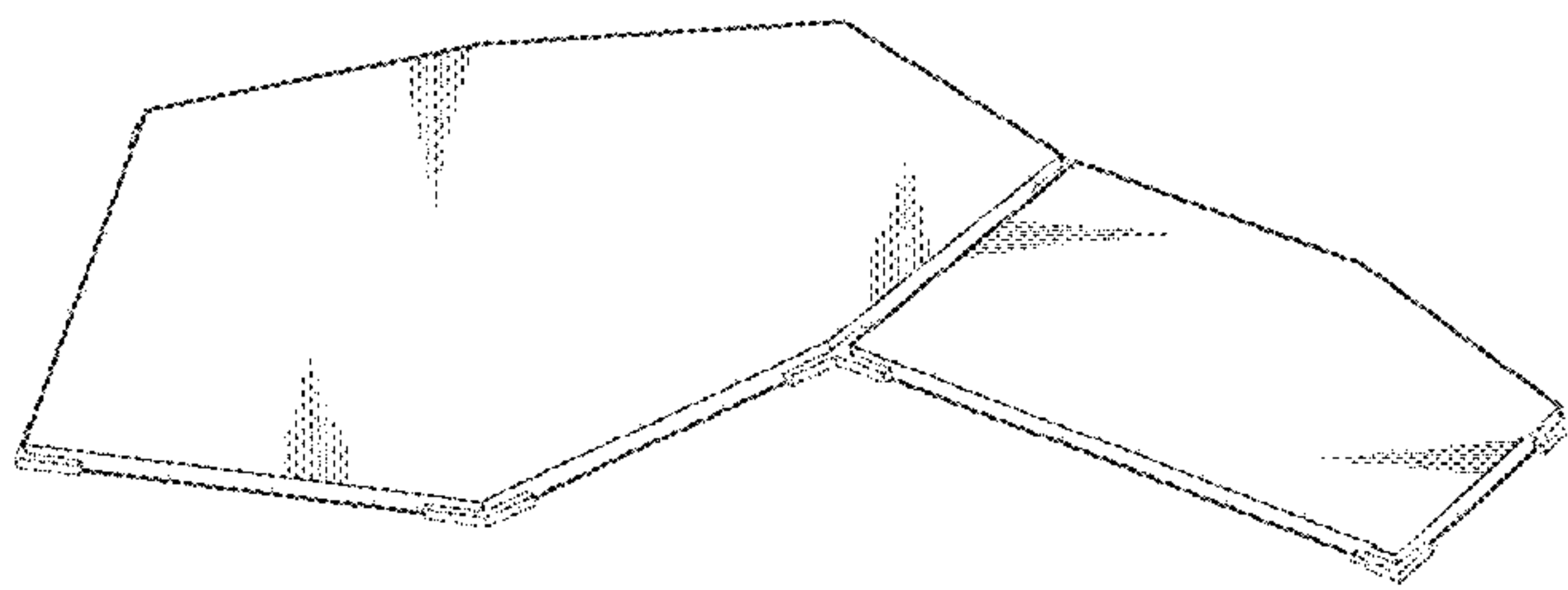
I claim the ornamental design for a landscape slab, as shown and described.

DESCRIPTION

FIG. 1 is a perspective view of a landscape slab;
FIG. 2 is a top plan view thereof;
FIG. 3 is a front view thereof;
FIG. 4 is a rear view thereof;
FIG. 5 is a right side view thereof;
FIG. 6 is a left side view thereof;
FIG. 7 is a bottom view thereof; and,
FIG. 8 is a plan view of an example condition of use showing the landscape slab illustrated in FIGS. 1-7 with other like landscape slabs.

The broken lines shown in the drawings are included for purposes of illustrating environment and form no part of the claimed design. The surface shading lines show contour and/or distinguish between open and solid areas. The surface shading lines are not surface ornamentation.

1 Claim, 6 Drawing Sheets



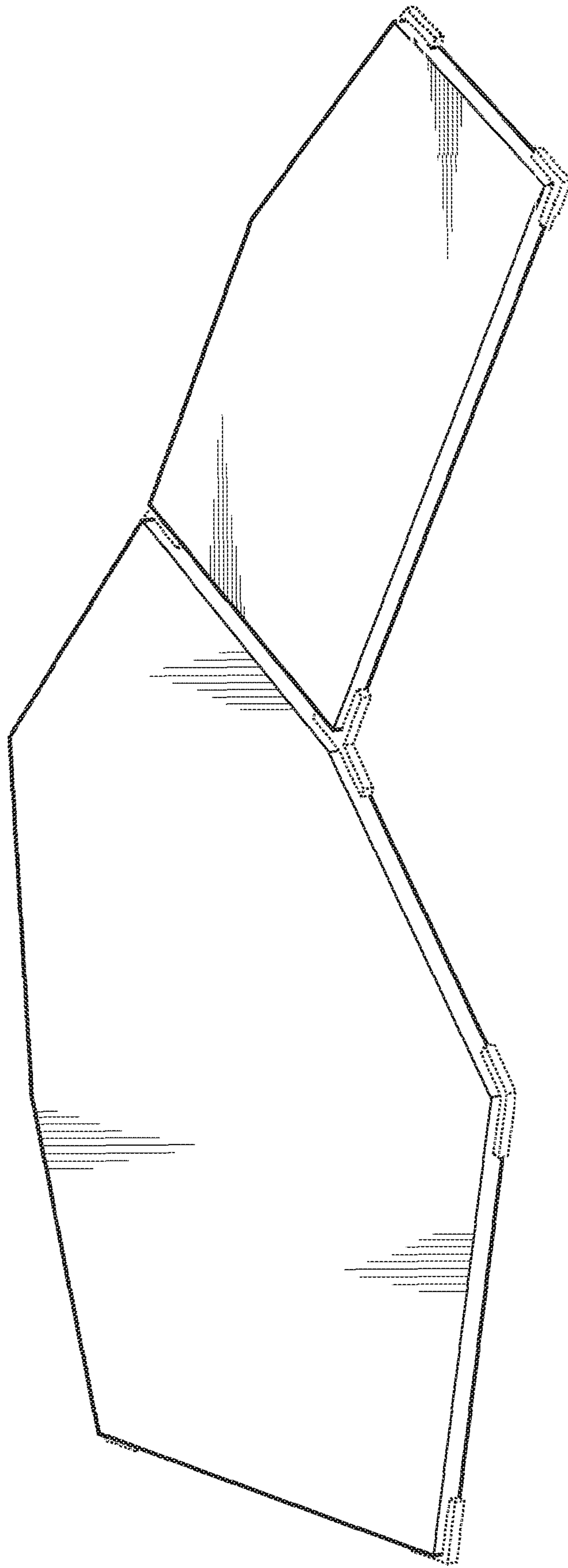


FIG. 1

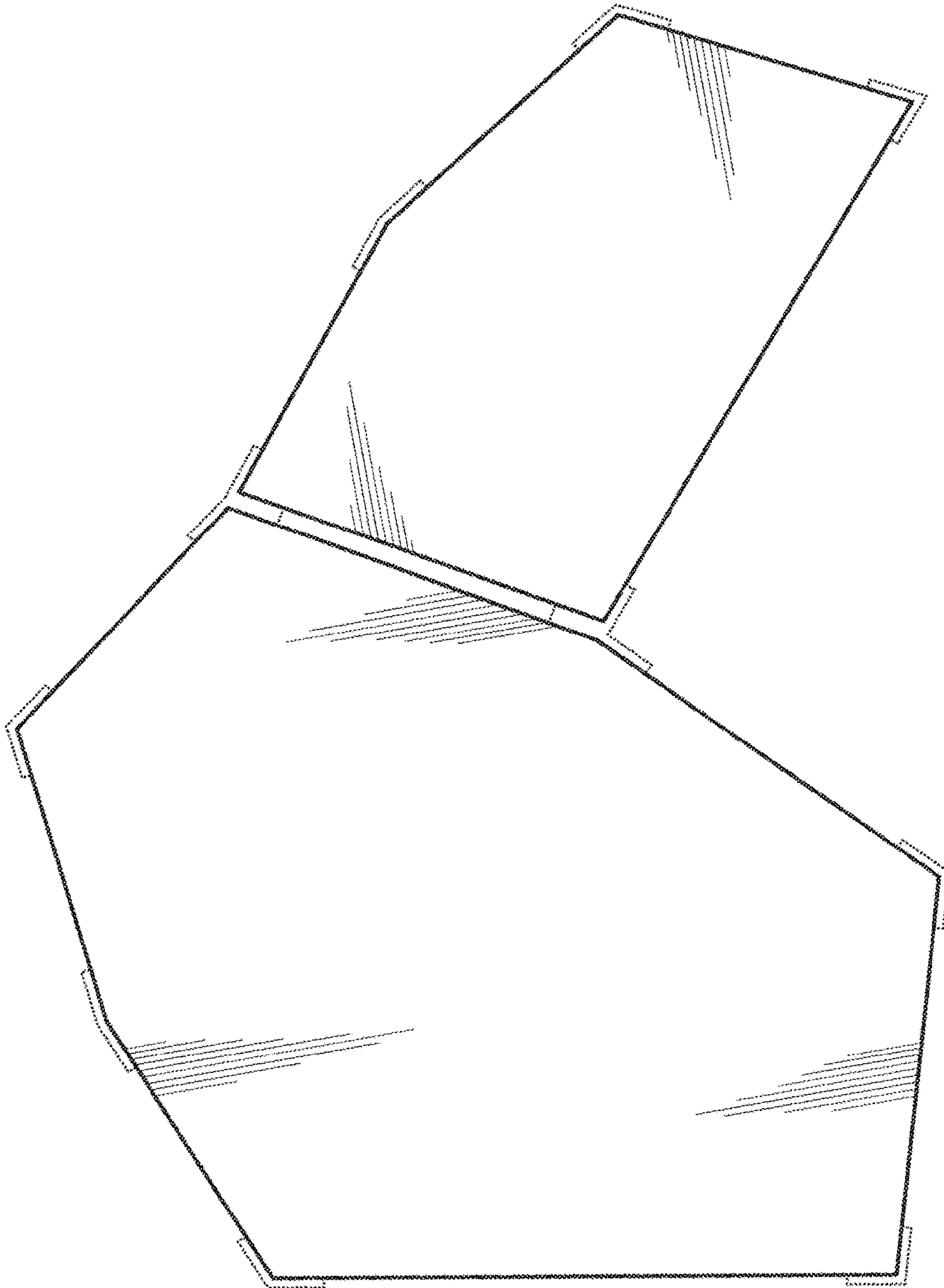


FIG. 2



FIG. 3



FIG. 4



FIG. 6


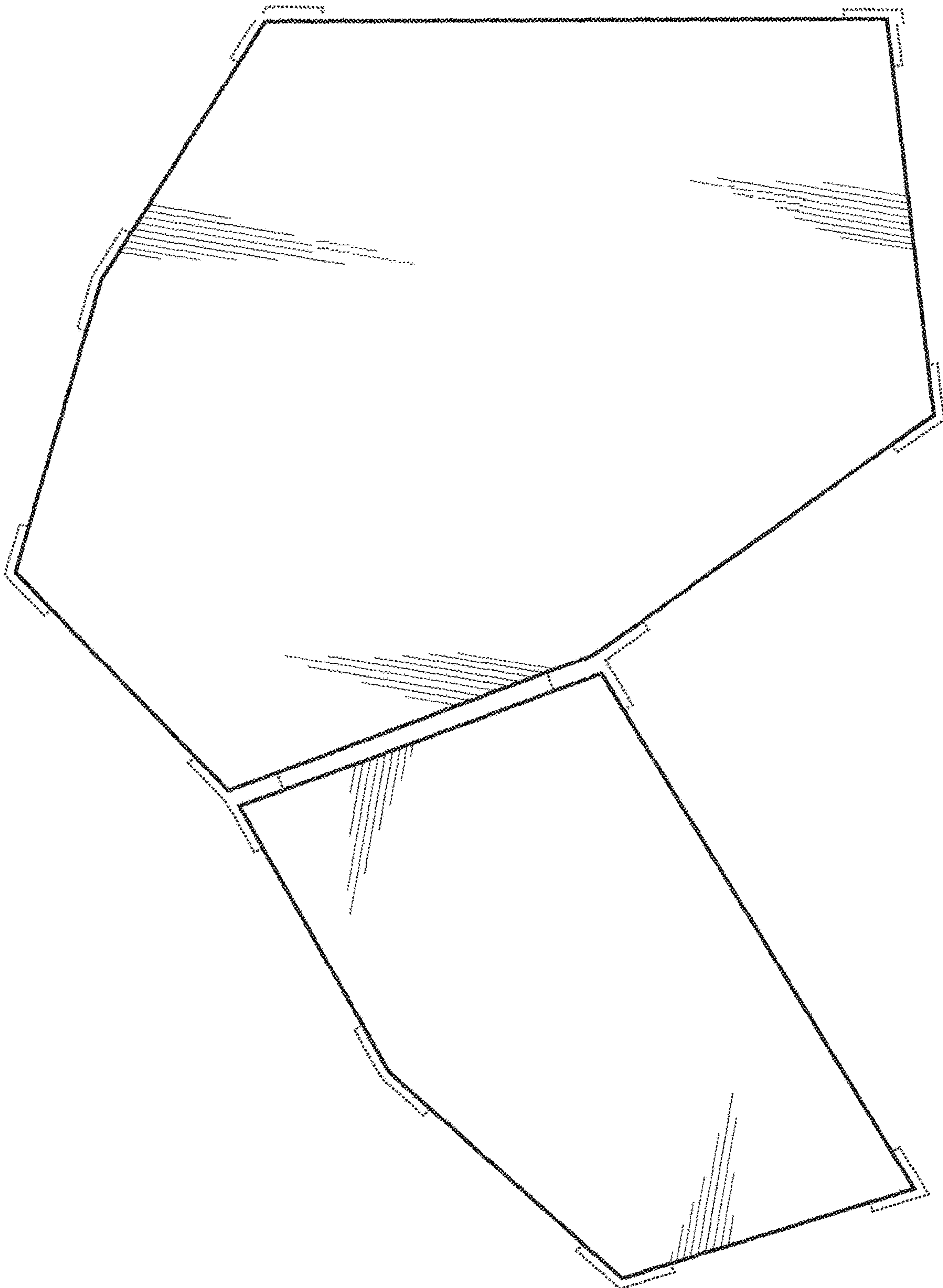


FIG. 5

FIG. 7



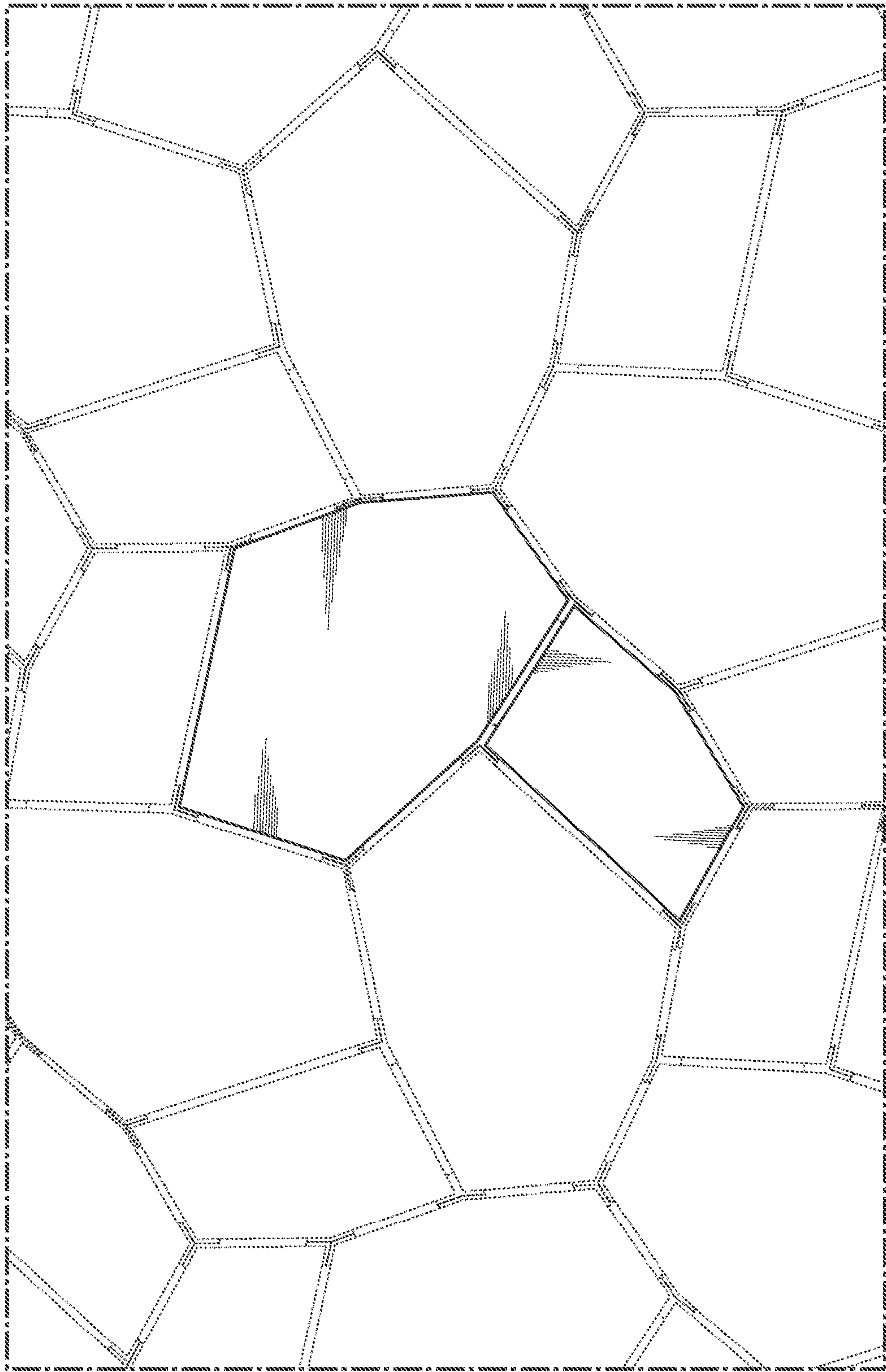


FIG. 8