



US00D899621S

(12) **United States Design Patent** (10) **Patent No.:** **US D899,621 S**  
**Maw et al.** (45) **Date of Patent:** **\*\* Oct. 20, 2020**

(54) **SANITIZING MACHINE**  
(71) Applicant: **SoClean, Inc.**, Peterborough, NH (US)  
(72) Inventors: **Kurt Michael Maw**, Salem, MA (US);  
**Ashley James Nye Legg**, Newton, MA (US)  
(73) Assignee: **SOCLEAN, INC.**, Peterborough, NH (US)

D729,941 S \* 5/2015 Hu ..... D24/217  
D759,929 S \* 6/2016 Lee ..... D32/25  
D763,527 S \* 8/2016 Choi ..... D32/25  
9,610,373 B2 4/2017 Leyva  
9,669,124 B2 6/2017 Leyva et al.  
D825,778 S 8/2018 Brenner et al.  
D848,635 S 5/2019 Davis  
10,427,961 B2 10/2019 Leyva et al.  
2011/0227462 A1\* 9/2011 Bohm ..... A47L 15/4209  
312/204  
2016/0166720 A1\* 6/2016 Wiesman ..... A61L 2/07  
422/300

(\*\*) Term: **15 Years**

(21) Appl. No.: **29/684,180**

(22) Filed: **Mar. 19, 2019**

(51) **LOC (12) Cl.** ..... **24-01**

(52) **U.S. Cl.**  
USPC ..... **D24/217**

(58) **Field of Classification Search**  
USPC ..... D24/216, 217, 218, 219, 232; D32/1, 25  
CPC ..... A61L 2/26; A61L 2/24; A61L 2/17; A61L  
2/18; A61L 2/025; A61L 2202/122; A61L  
2202/10; A61L 2202/11; A61L 2202/14;  
A61L 2202/23; A61L 2202/24; A61L  
2202/182

See application file for complete search history.

(56) **References Cited**

**U.S. PATENT DOCUMENTS**

D463,076 S \* 9/2002 Nottingham ..... D24/217  
6,558,640 B1 \* 5/2003 Nottingham ..... A61L 2/06  
219/400  
D524,998 S 7/2006 Nickerson et al.  
D669,595 S \* 10/2012 Schofield ..... D24/217  
D679,825 S 4/2013 Elkerbout et al.  
D698,109 S \* 1/2014 Yeol ..... D32/25  
D699,905 S \* 2/2014 Yeol ..... D32/25  
D704,350 S \* 5/2014 Lau ..... D24/217  
D719,673 S 12/2014 Leyva et al.

**OTHER PUBLICATIONS**

Notice of Allowance dated Mar. 6, 2020, issued in U.S. Appl. No. 29/684,168, 8 pages.

(Continued)

*Primary Examiner* — Anhdao Doan

(74) *Attorney, Agent, or Firm* — Grossman, Tucker, Perreault & Pfleger, PLLC

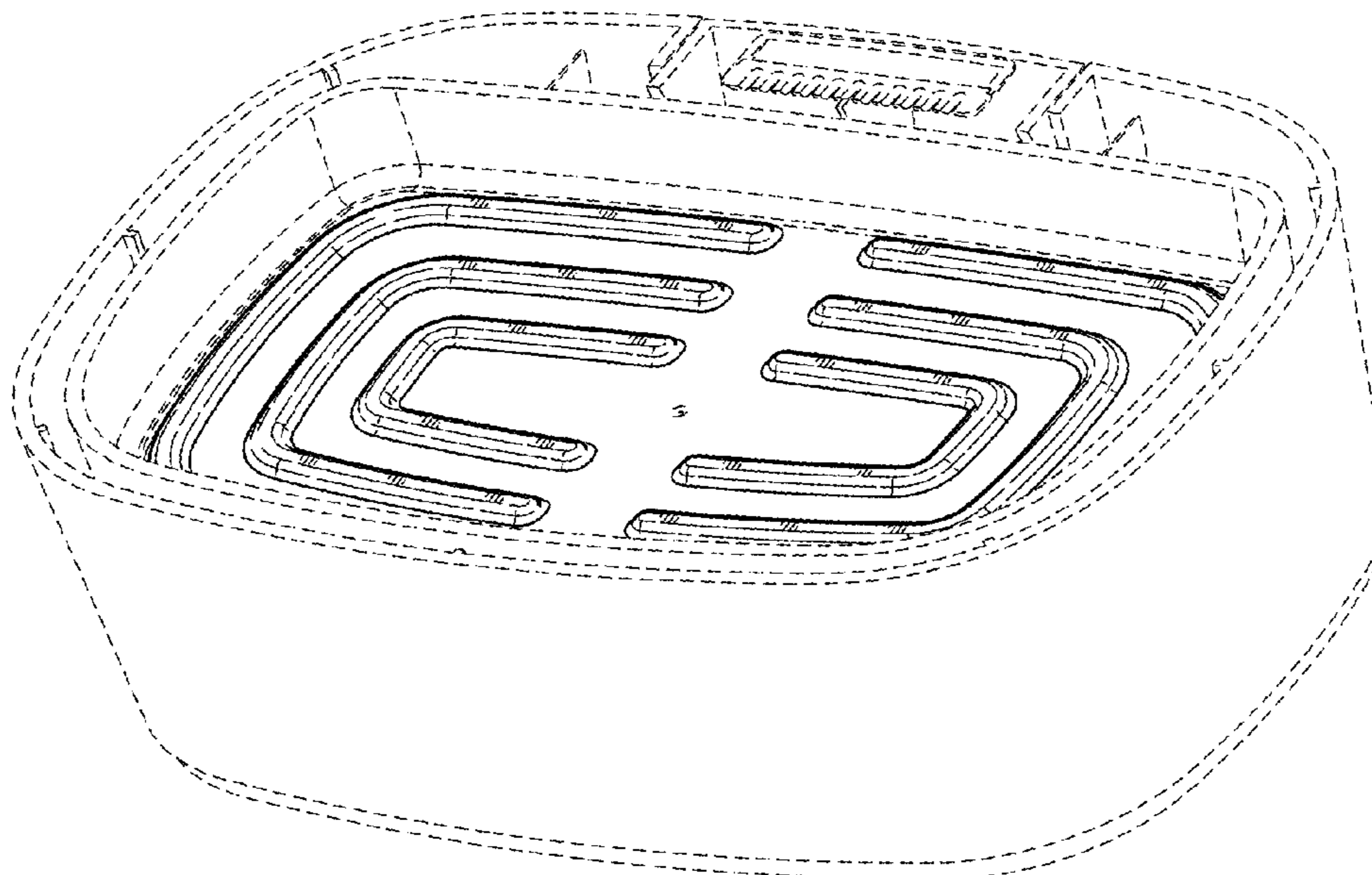
(57) **CLAIM**

The ornamental design for a sanitizing machine, as shown and described.

**DESCRIPTION**

FIG. 1 is a top view of a sanitizing machine showing our new design;  
FIG. 2 is a cross sectional view thereof taken in the direction of line 2-2 of FIG. 1;  
FIG. 3 is front top right perspective view thereof;  
FIG. 4 is a front top left perspective view thereof;  
FIG. 5 is a rear top perspective view thereof; and,  
FIG. 6 is a front top perspective view thereof.  
The broken lines in the figures show portions of the sanitizing machine that form no part of the claimed design.

**1 Claim, 6 Drawing Sheets**



(56)

**References Cited**

OTHER PUBLICATIONS

Notice of Allowance dated Mar. 9, 2020, issued in U.S. Appl. No. 29/684,173, 8 pages.

U.S. Appl. No. 29/684,168, filed Mar. 19, 2019.

U.S. Appl. No. 29/684,173, filed Mar. 19, 2019.

U.S. Appl. No. 29/684,229, filed Mar. 19, 2019.

U.S. Appl. No. 29/684,188, filed Mar. 19, 2019.

U.S. Appl. No. 29/684,196, filed Mar. 19, 2019.

U.S. Appl. No. 29/684,206, filed Mar. 19, 2019.

U.S. Appl. No. 29/684,213, filed Mar. 19, 2019.

\* cited by examiner

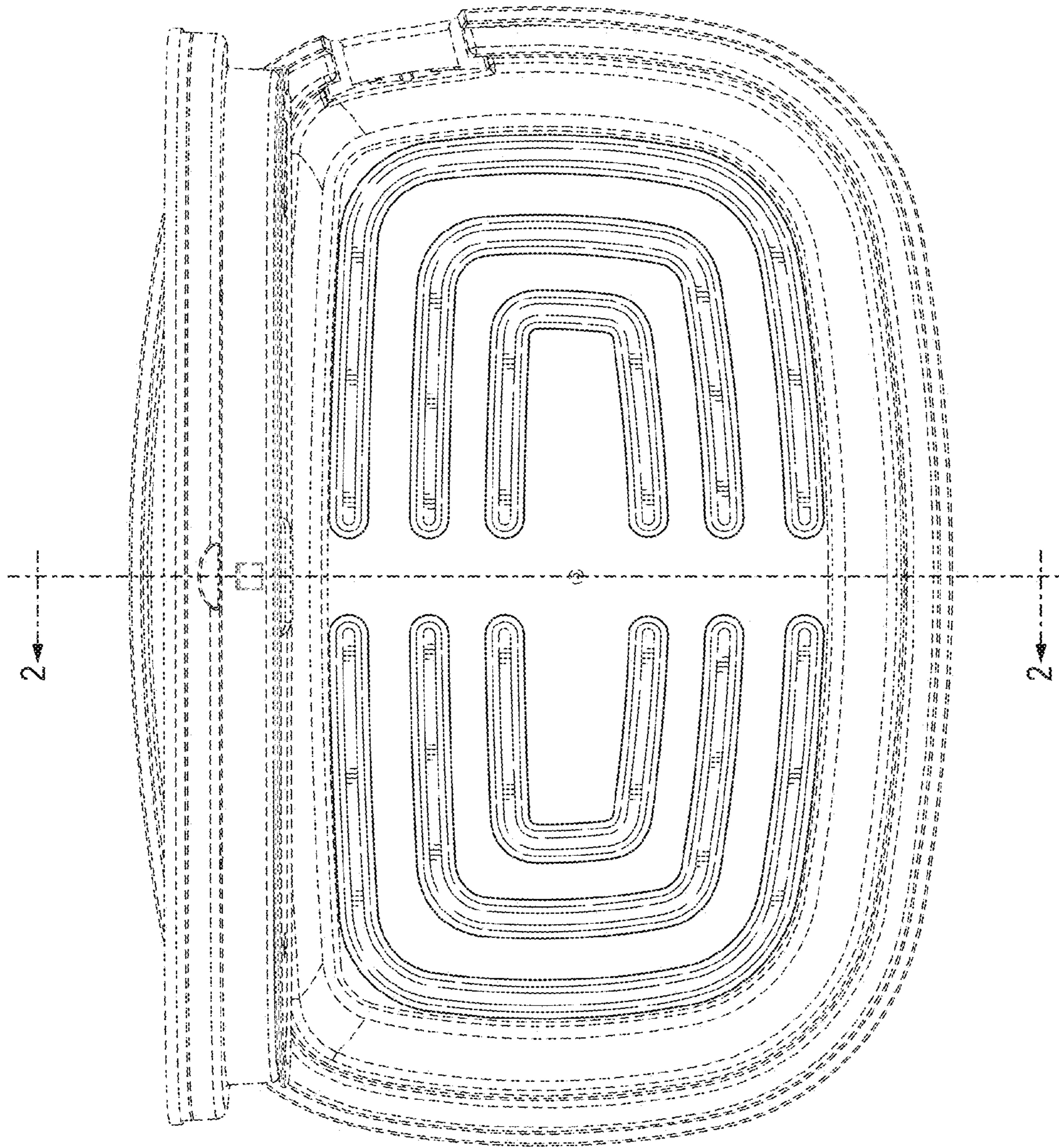


FIG. 1



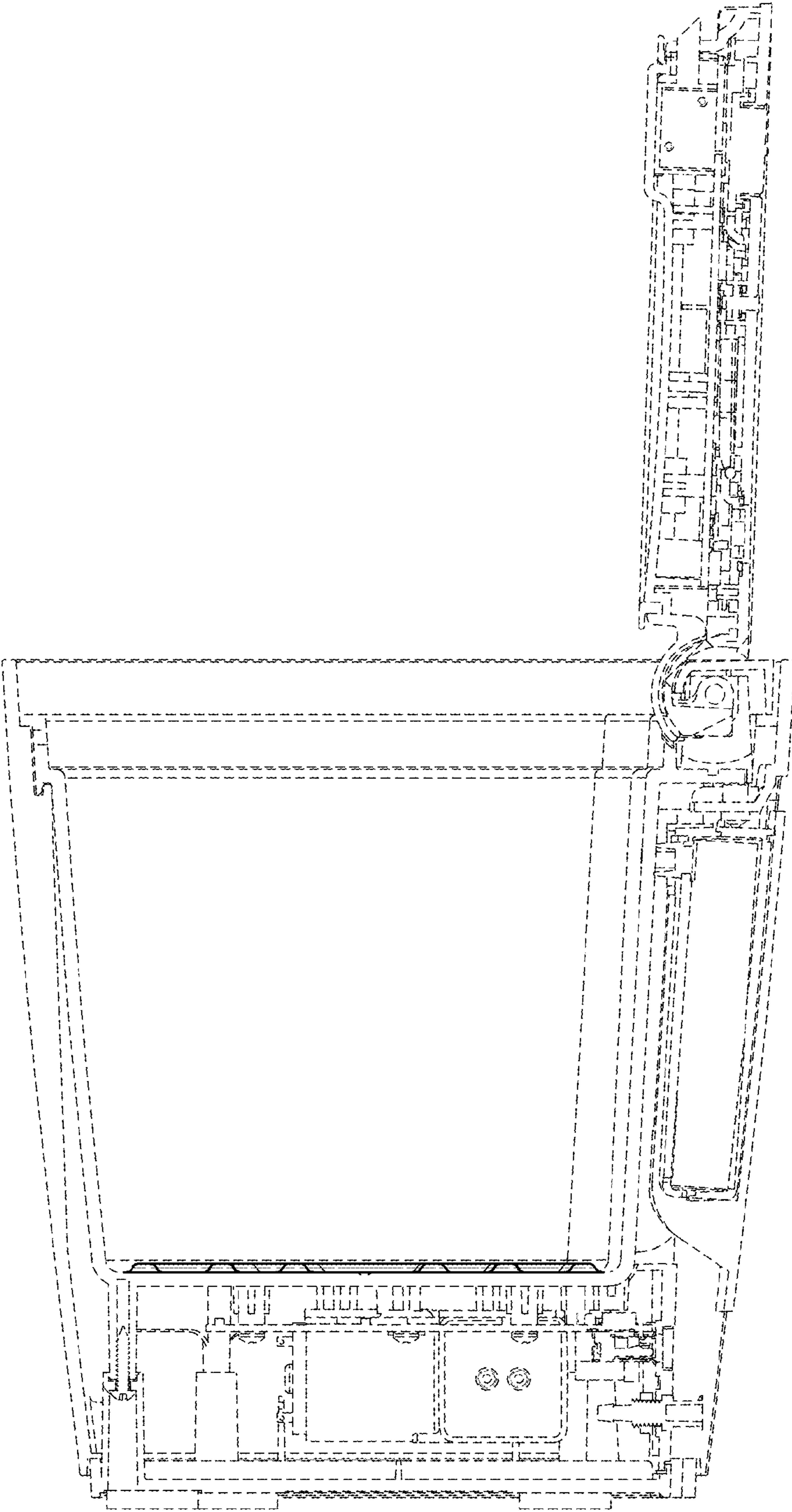


FIG. 2

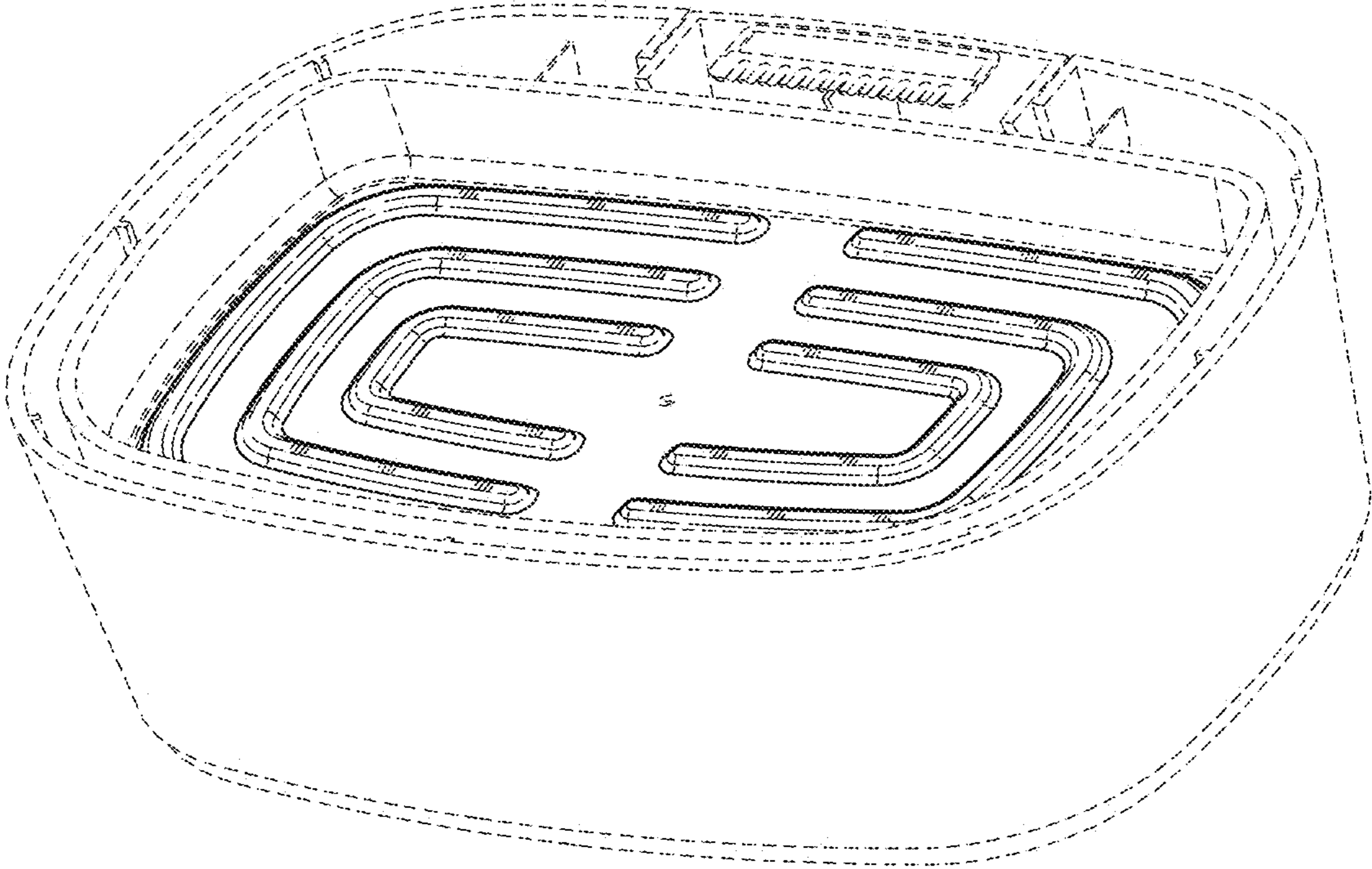


FIG. 3

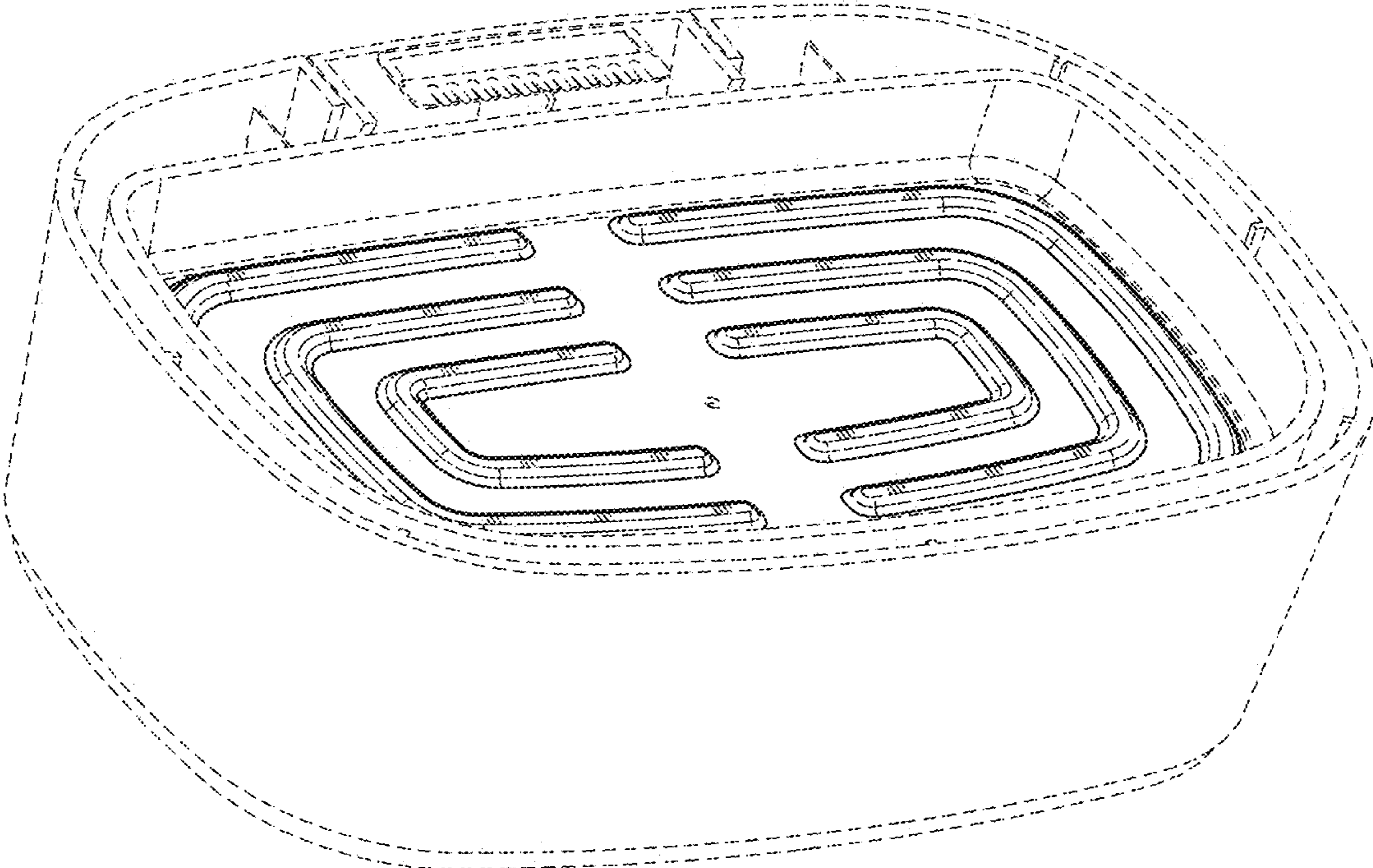


FIG. 4

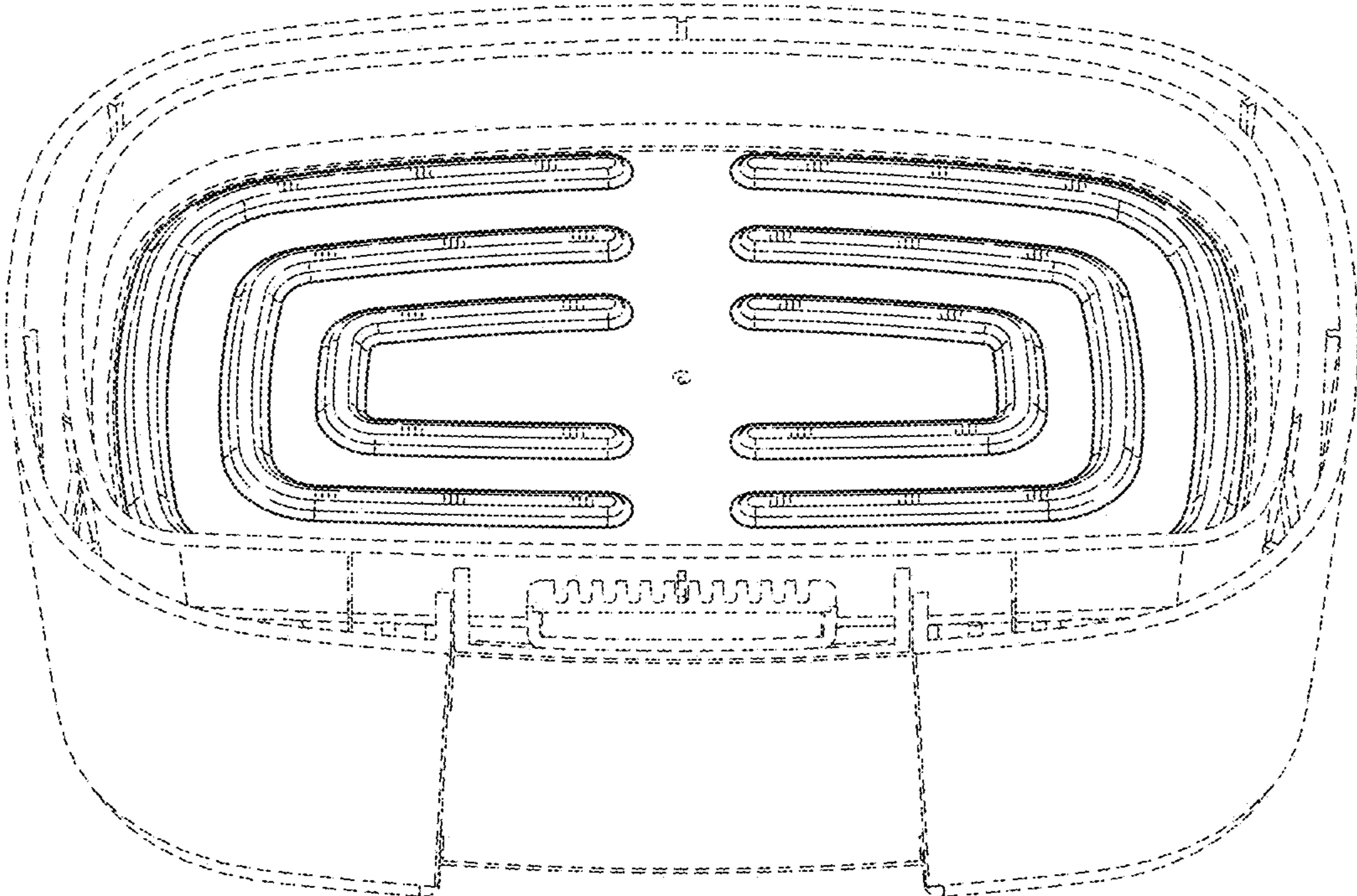


FIG. 5



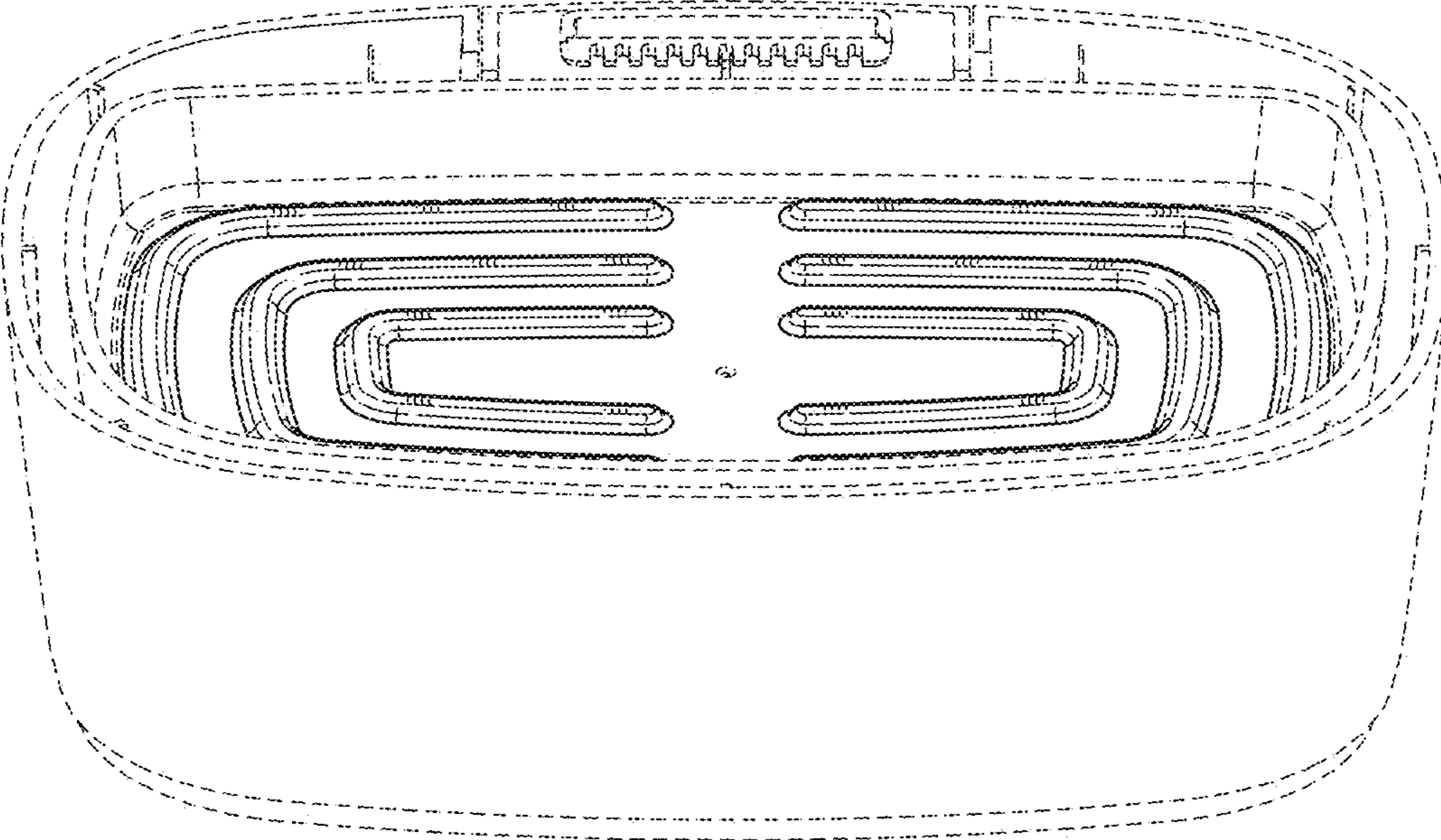


FIG. 6