



US00D899615S

(12) **United States Design Patent** (10) **Patent No.:** **US D899,615 S**
Lin (45) **Date of Patent:** **** Oct. 20, 2020**

(54) **MASSAGER**

(71) Applicant: **Xian Lin**, Fu'an (CN)

(72) Inventor: **Xian Lin**, Fu'an (CN)

(**) Term: **15 Years**

(21) Appl. No.: **29/735,291**

(22) Filed: **May 20, 2020**

(51) **LOC (12) Cl.** **28-03**

(52) **U.S. Cl.**
USPC **D24/214**

(58) **Field of Classification Search**
USPC D24/133, 200, 211, 212, 213, 214, 215;
D8/14.1

CPC A61H 23/004; A61H 7/001; A61H 7/003;
A61H 23/006; A61H 23/00

See application file for complete search history.

(56) **References Cited**

U.S. PATENT DOCUMENTS

D301,617 S *	6/1989	Yonesawa	D24/211
D323,034 S *	1/1992	Reinstein	D24/200
D324,914 S *	3/1992	Bucher	D24/206
D333,351 S *	2/1993	Tsou	D24/206
5,187,827 A *	2/1993	Wei	A46B 13/06 15/22.1
D349,576 S *	8/1994	Heiligenstein	D24/200
D349,771 S *	8/1994	Heiligenstein	D24/200
D388,175 S *	12/1997	Lie	D24/215
D404,495 S *	1/1999	Chien	D24/211
D435,913 S *	1/2001	Harris	D24/214
D438,308 S *	2/2001	Harris	D24/214
D445,196 S *	7/2001	Gladieux, III	D24/211
D449,892 S *	10/2001	Lie	D24/201
D450,853 S *	11/2001	Spalding	D24/214
D467,347 S *	12/2002	Yang	D24/215
D474,843 S *	5/2003	McQueen	D24/215
D478,385 S	8/2003	Dirks et al.	
D569,523 S *	5/2008	Hsieh	D24/206
D627,898 S *	11/2010	Aulwes	D24/214

D628,304 S *	11/2010	Aulwes	D24/214
D637,309 S *	5/2011	Park	D24/215
D648,442 S *	11/2011	Caggiano	D24/215
D649,657 S *	11/2011	Petersen	D24/215
D652,524 S *	1/2012	Messner	D24/211
D666,303 S *	8/2012	Ding	D24/215
D672,047 S *	12/2012	Hsu	D24/200
D726,926 S *	4/2015	Matsushita	D24/200
D726,927 S *	4/2015	Matsushita	D24/200
D823,478 S	7/2018	Park	
D837,395 S *	1/2019	Gan	D24/214
D847,363 S *	4/2019	Aulwes	D24/215
D848,017 S *	5/2019	Zheng	D24/215

(Continued)

OTHER PUBLICATIONS

Amazon, "Vive Handheld Massager", Dec. 24, 2019. <https://www.amazon.com/Nive-Handheld-Massager-Black/dp/BO7Q3XXNX4>.
Shown on p. 1. (Year: 2019).*

Primary Examiner — Cynthia Ramirez
Assistant Examiner — Michael A Maharajh

(57) **CLAIM**

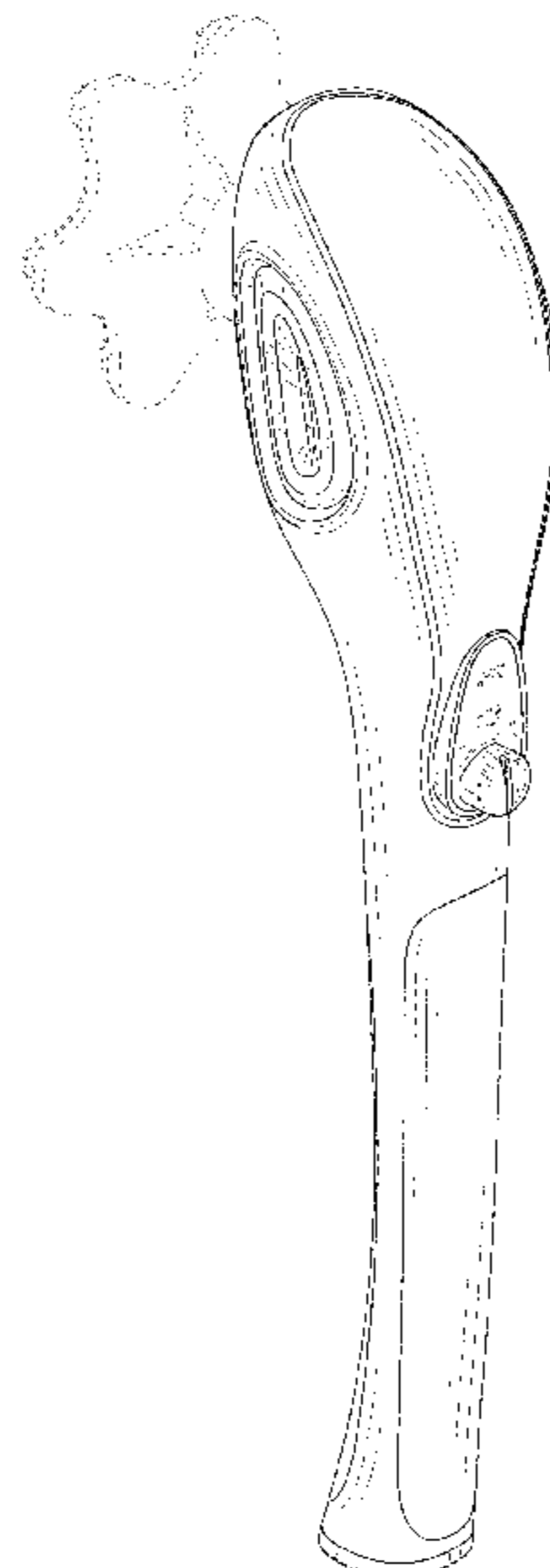
The ornamental design for a massager, as shown and described.

DESCRIPTION

FIG. 1 is a perspective view of a massager showing my new design;
FIG. 2 is another perspective view thereof;
FIG. 3 is a front elevational view thereof;
FIG. 4 is a rear elevational view thereof;
FIG. 5 is a left side elevational view thereof;
FIG. 6 is a right side elevational view thereof;
FIG. 7 is a top plan view thereof; and,
FIG. 8 is a bottom plan view thereof.

The broken lines in the drawings depict portions of the massager that form no part of the claimed design.

1 Claim, 8 Drawing Sheets



(56)

References Cited

U.S. PATENT DOCUMENTS

D852,971 S *	7/2019	Gan	D24/211
D863,574 S *	10/2019	Yan	D24/200
D864,407 S *	10/2019	Zhou	D24/215
D869,673 S *	12/2019	Chen	D24/211
D872,295 S *	1/2020	Friedman	D24/215
2002/0183668 A1 *	12/2002	Huang	A61H 23/0254 601/97

* cited by examiner

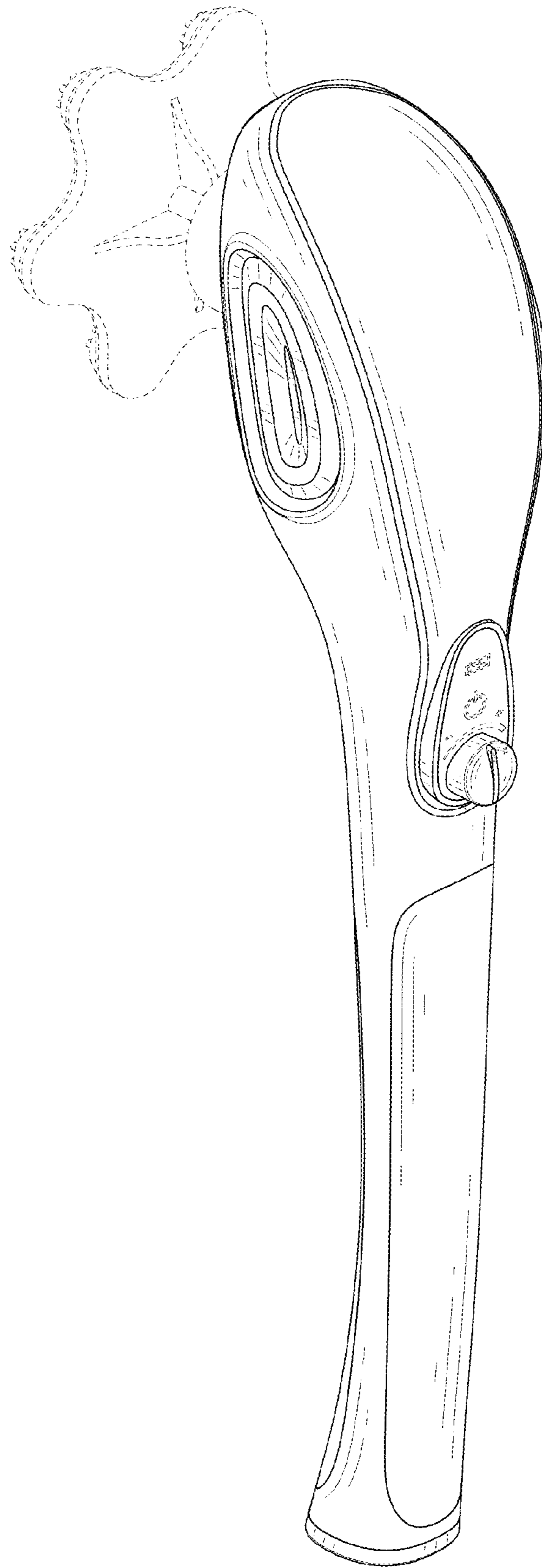


FIG. 1

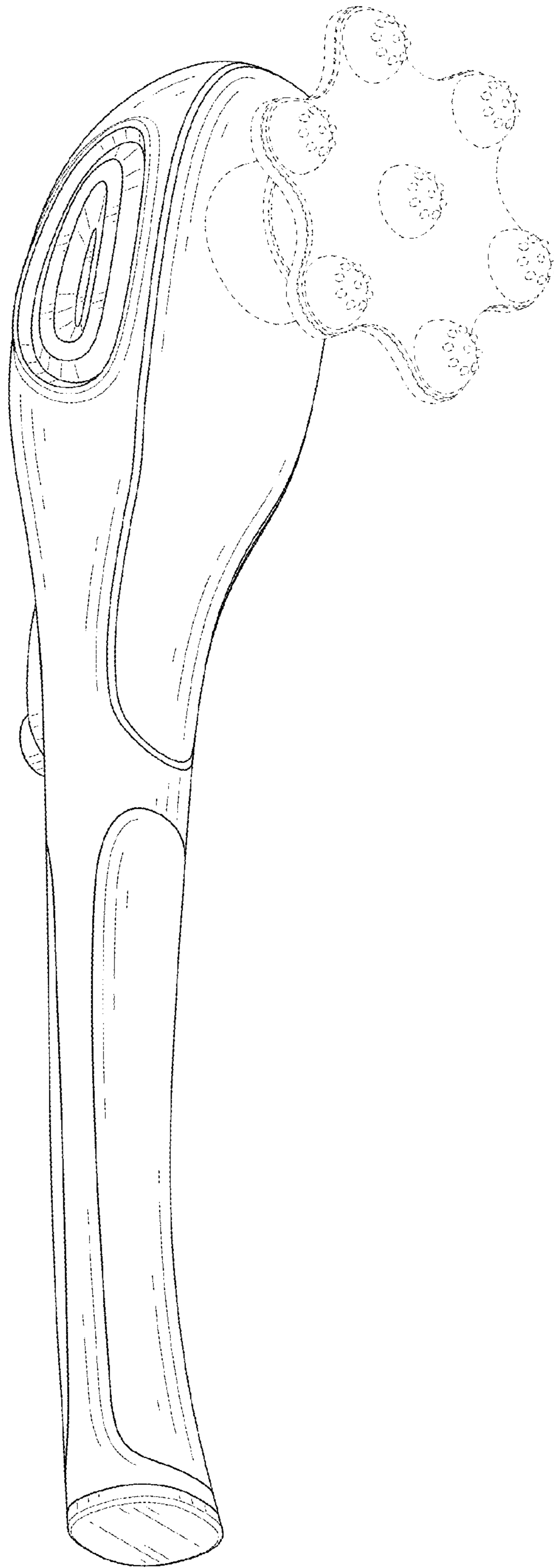


FIG. 2

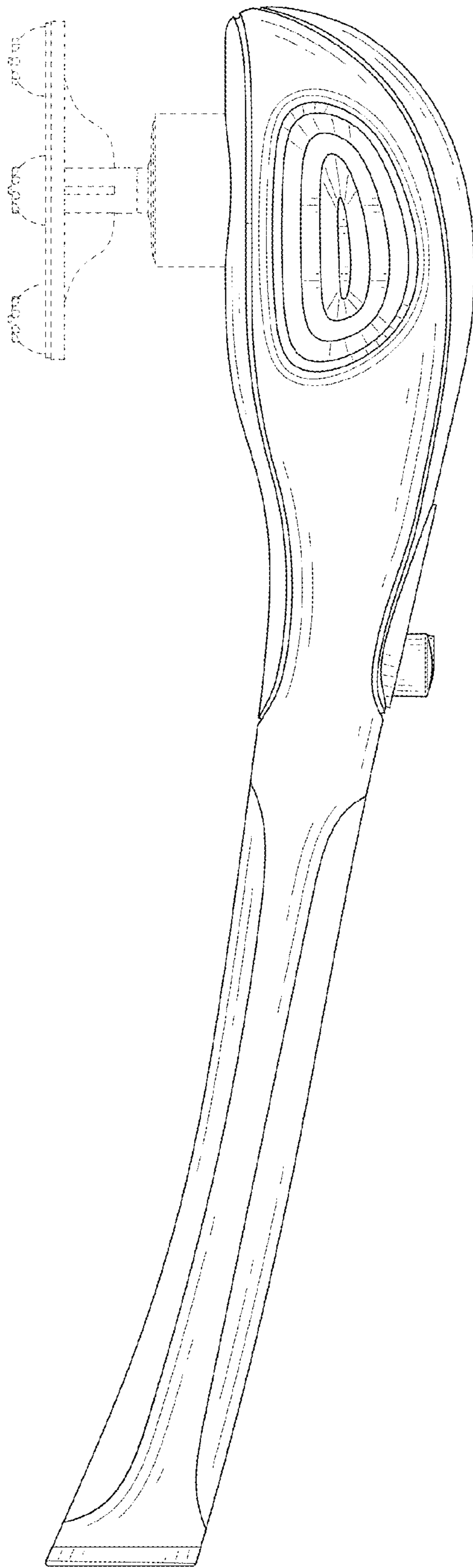


FIG. 3

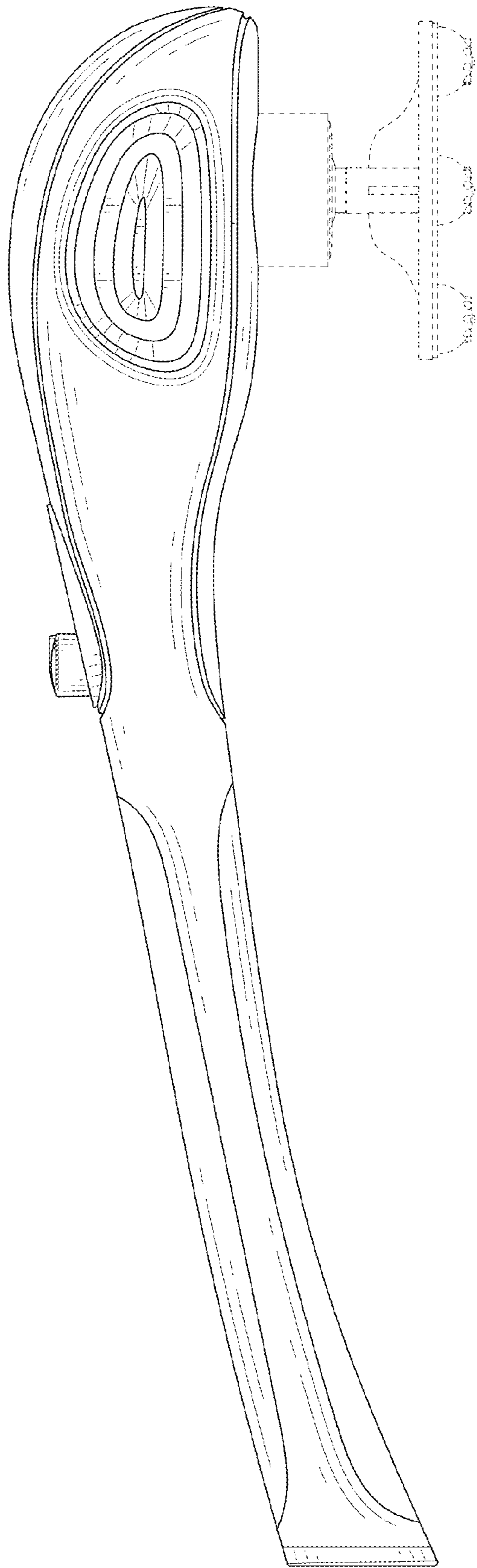


FIG. 4

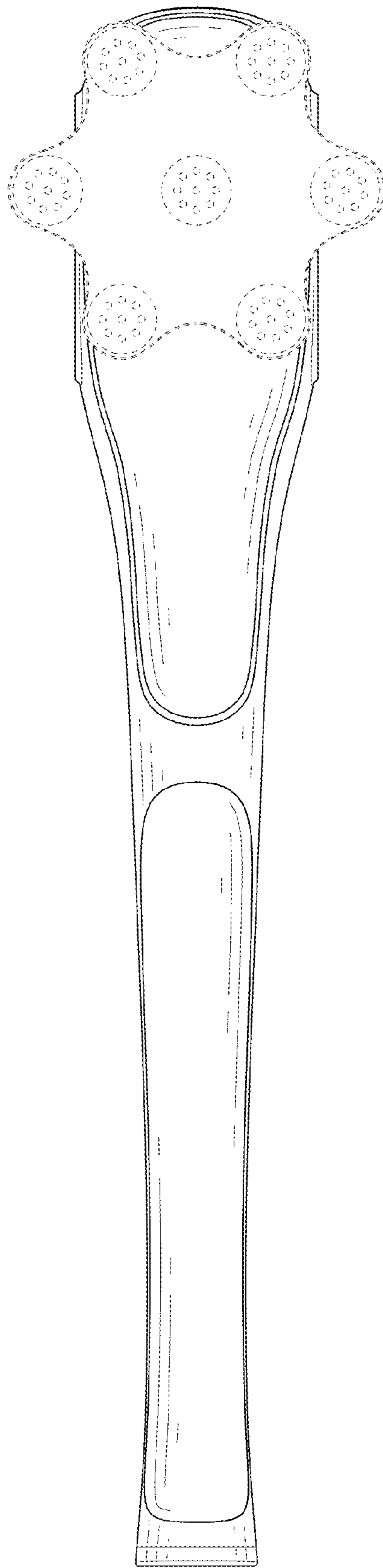


FIG. 5

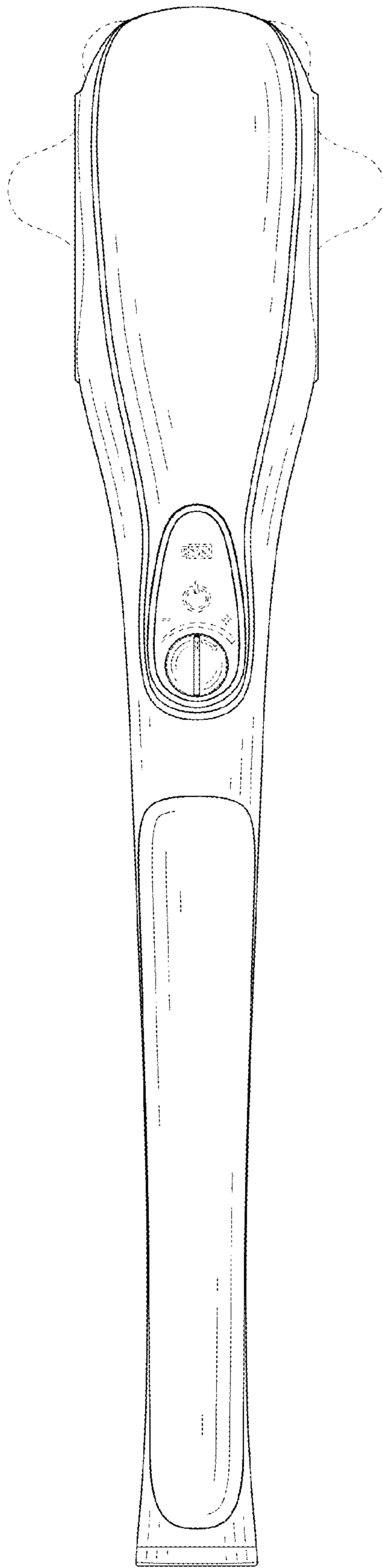


FIG. 6

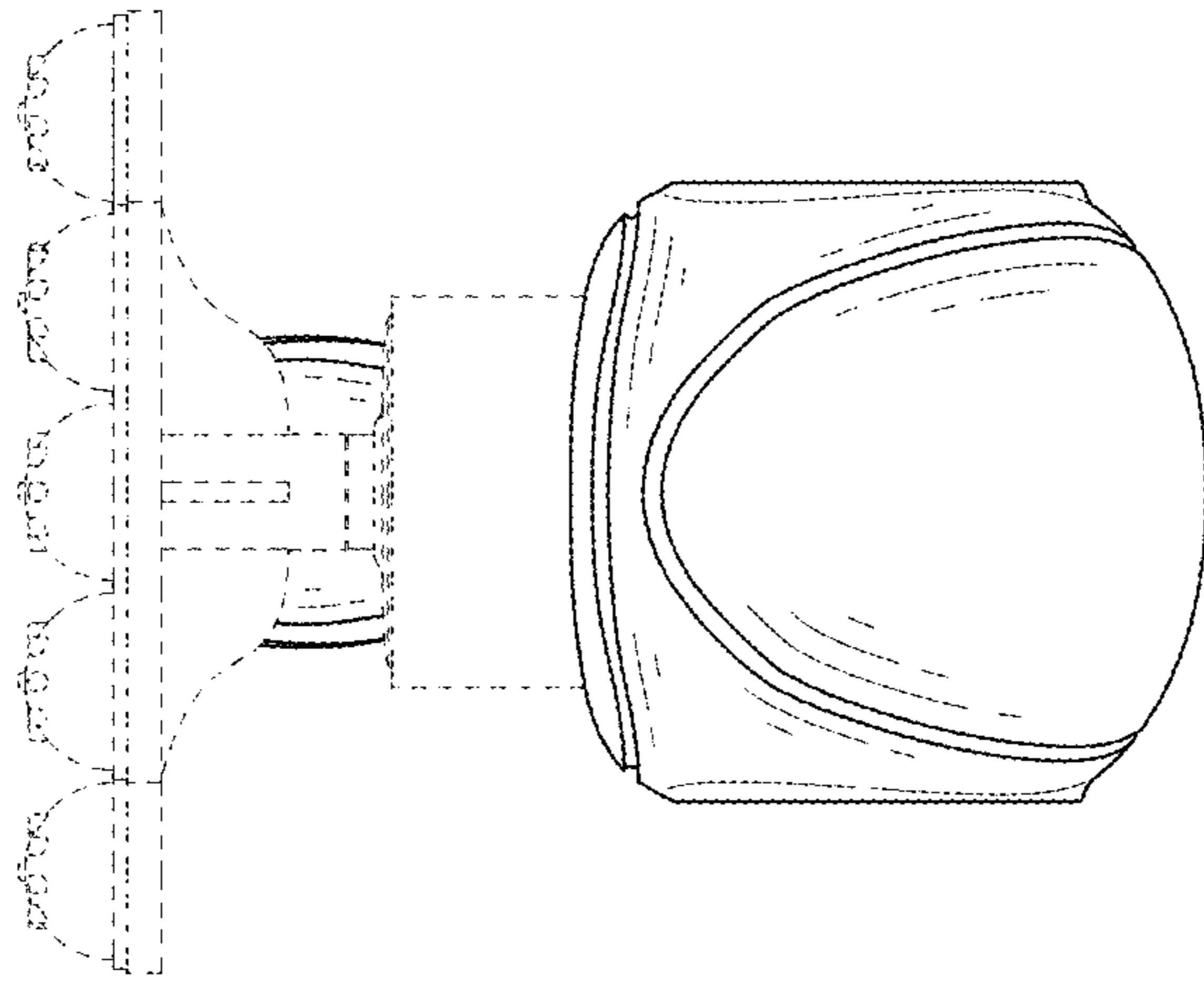


FIG. 7

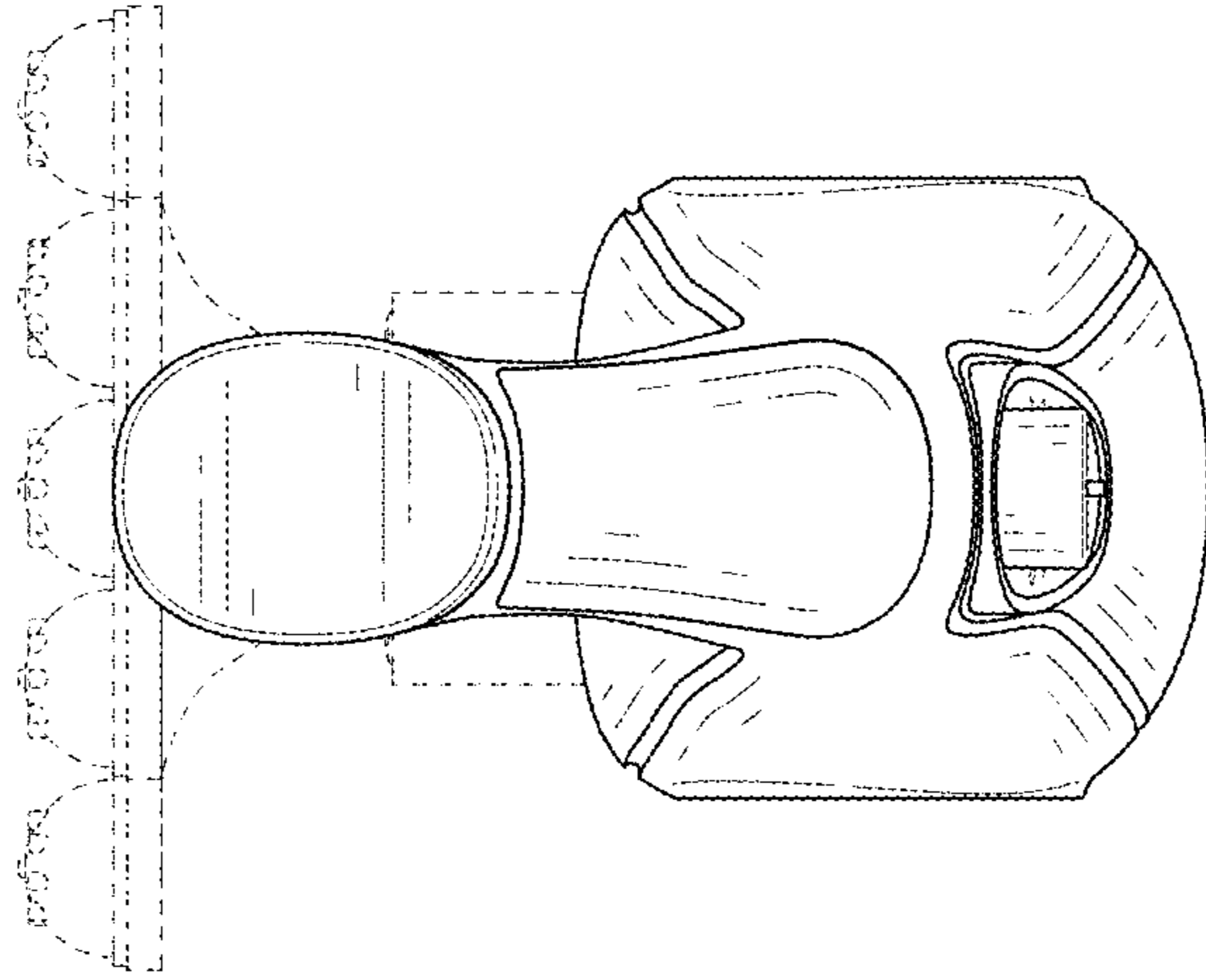


FIG. 8