



US00D899607S

(12) **United States Design Patent**
Ryu

(10) **Patent No.:** **US D899,607 S**
(45) **Date of Patent:** **** Oct. 20, 2020**

- (54) **SKIN PATCH**
- (71) Applicant: **CLASSYS INC.**, Seoul (KR)
- (72) Inventor: **Yoon Jung Ryu**, Hanam-si (KR)
- (73) Assignee: **CLASSYS INC.**, Seoul (KR)
- (**) Term: **15 Years**
- (21) Appl. No.: **29/680,928**
- (22) Filed: **Feb. 21, 2019**
- (30) **Foreign Application Priority Data**

D444,554	S *	7/2001	O'Hara	D24/125
6,453,901	B1 *	9/2002	Ierulli	A61F 5/08
					128/200.24
6,694,970	B2 *	2/2004	Spinelli	A61F 5/08
					128/200.24
D574,085	S *	7/2008	Lucchetti	D24/189
D645,568	S *	9/2011	Walker	D24/214
D741,998	S *	10/2015	Martin	D24/135
D855,884	S *	8/2019	Batchvarova	D28/7
10,376,419	B2 *	8/2019	Lilien	A61F 13/145
2009/0234383	A1 *	9/2009	Ierulli	A61F 5/08
					606/204.45
2010/0228282	A1 *	9/2010	Fenton	A61F 5/08
					606/204.45
2012/0172923	A1 *	7/2012	Fenton	A61F 5/08
					606/204.45

- Aug. 27, 2018 (KR) 30-2018-0039734
- (51) **LOC (12) Cl.** **24-04**
- (52) **U.S. Cl.**
USPC **D24/189**
- (58) **Field of Classification Search**
USPC D24/135, 188-192
CPC A61F 13/023; A61F 13/0259; A61F
2013/00412; A61F 2013/00846; A61F
13/0203; A61F 2/0045; A61F 5/08; A61F
2/0063; A61B 2017/00805; A61B
17/0401; A61B 17/06109; A61B
2017/0464; A61M 29/00; A61M
2210/0618
See application file for complete search history.

* cited by examiner

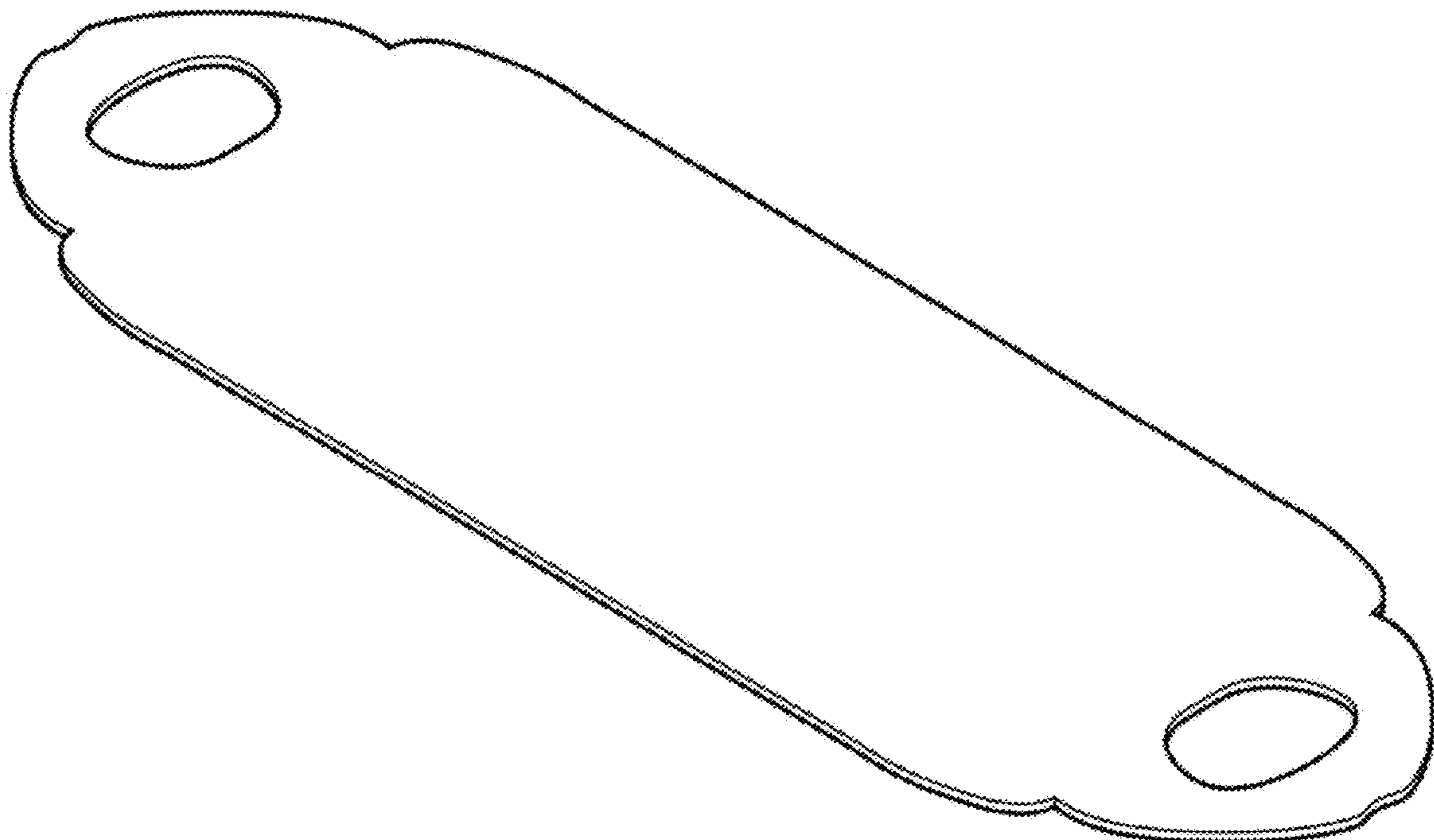
Primary Examiner — Jennifer L Watkins
(74) *Attorney, Agent, or Firm* — Westerman, Hattori,
Daniels & Adrian, LLP

- (56) **References Cited**
U.S. PATENT DOCUMENTS
5,728,146 A * 3/1998 Burkett A61F 7/03
165/46
D435,910 S * 1/2001 Davis D24/189

(57) **CLAIM**
The ornamental design for a skin patch, as shown and described.

DESCRIPTION
FIG. 1 is a perspective view of a skin patch showing our new design;
FIG. 2 is a front elevational view thereof;
FIG. 3 is a rear elevational view thereof;
FIG. 4 is a left side elevational view thereof;
FIG. 5 is a right side elevational view thereof;
FIG. 6 is a top plan view thereof; and,
FIG. 7 is a bottom plan view thereof.

1 Claim, 7 Drawing Sheets



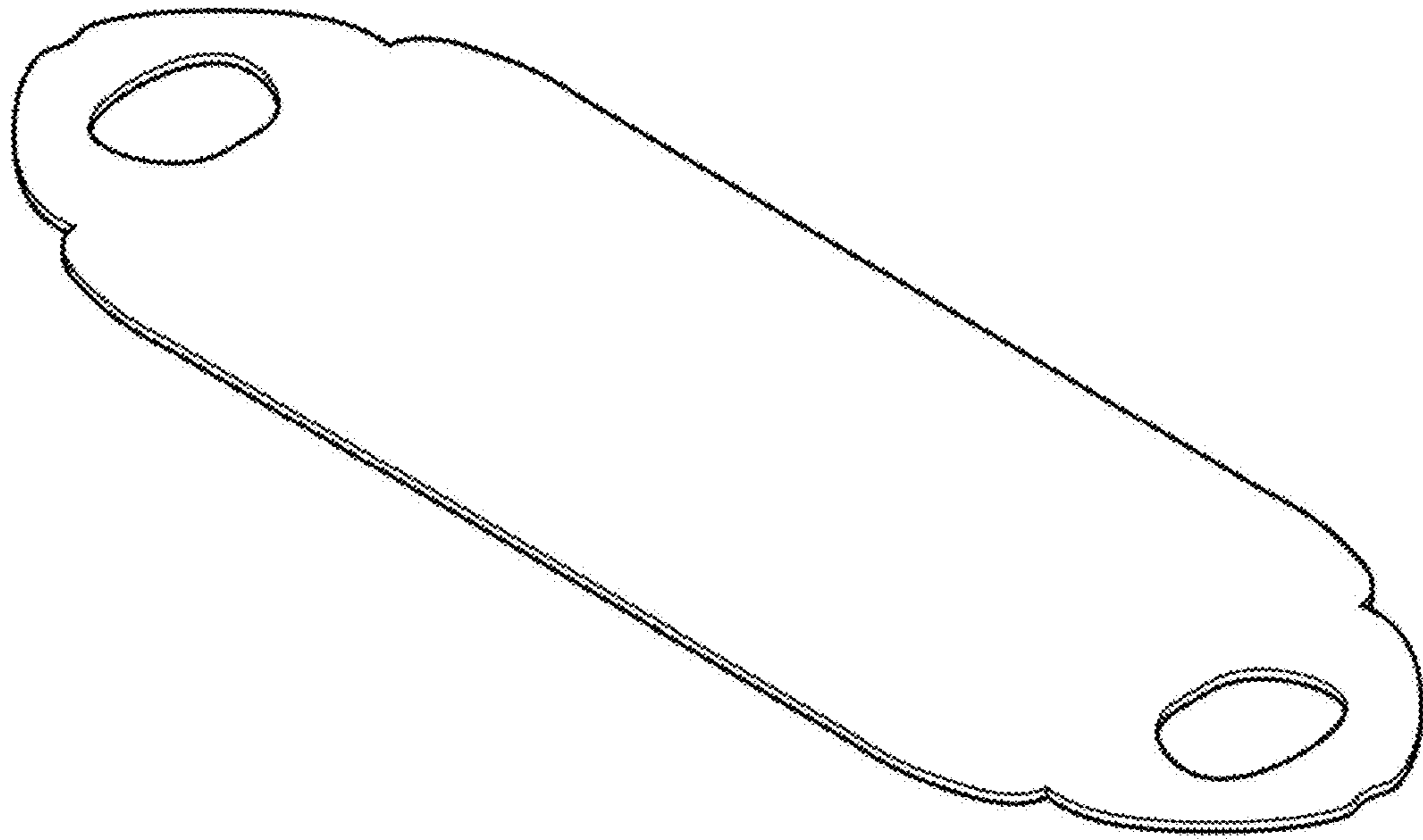


FIG. 1




FIG. 2




FIG. 3




FIG. 4



FIG. 5




FIG. 6




FIG. 7