



US00D899601S

(12) **United States Design Patent**
Farrell

(10) **Patent No.:** **US D899,601 S**

(45) **Date of Patent:** **** Oct. 20, 2020**

(54) **ORAL APPLIANCE**

(71) Applicant: **Christopher John Farrell**, Helensvale (AU)

(72) Inventor: **Christopher John Farrell**, Helensvale (AU)

(**) Term: **15 Years**

(21) Appl. No.: **29/699,396**

(22) Filed: **Jul. 25, 2019**

(30) **Foreign Application Priority Data**

Jan. 25, 2019 (AU) 201910409

(51) **LOC (12) Cl.** **24-02**

(52) **U.S. Cl.**
USPC **D24/181; D24/180**

(58) **Field of Classification Search**
USPC D24/180, 181, 194, 176, 177, 178, 179,
D24/182, 110, 110.1–110.6, 127, 108;
D29/108, 122, 128

(Continued)

(56) **References Cited**

U.S. PATENT DOCUMENTS

3,079,916 A * 3/1963 Marsden A61M 16/0048
128/202.28
3,303,845 A * 2/1967 Detmer, III A61M 16/0048
128/202.28

(Continued)

FOREIGN PATENT DOCUMENTS

AU D201717102 7/2018
AU D20183964 8/2018

(Continued)

Primary Examiner — T Chase Nelson

Assistant Examiner — Kelly L Gross

(74) *Attorney, Agent, or Firm* — Lerner, David,
Littenberg, Krumholz & Mentlik, LLP

(57) **CLAIM**

The ornamental design for an oral appliance, as shown and described.

DESCRIPTION

FIG. 1 is a front perspective view of an oral appliance of a first embodiment of the design;

FIG. 2 is a rear perspective view of the oral appliance as shown in FIG. 1;

FIG. 3 is a front view of the oral appliance as shown in FIG. 1;

FIG. 4 is a rear view of the oral appliance as shown in FIG. 1;

FIG. 5 right side view of the oral appliance as shown in FIG. 1;

FIG. 6 is a left side view of the oral appliance as shown in FIG. 1;

FIG. 7 is a top plan view of the oral appliance as shown in FIG. 1;

FIG. 8 is a bottom plan view of the oral appliance shown in FIG. 1;

FIG. 9 is a front perspective view of an oral appliance of a second embodiment of the design;

FIG. 10 is a rear perspective view of the oral appliance as shown in FIG. 9;

FIG. 11 is a front view of the oral appliance as shown in FIG. 9;

FIG. 12 is a rear view of the oral appliance as shown in FIG. 9;

FIG. 13 is a right side view of the oral appliance as shown in FIG. 9;

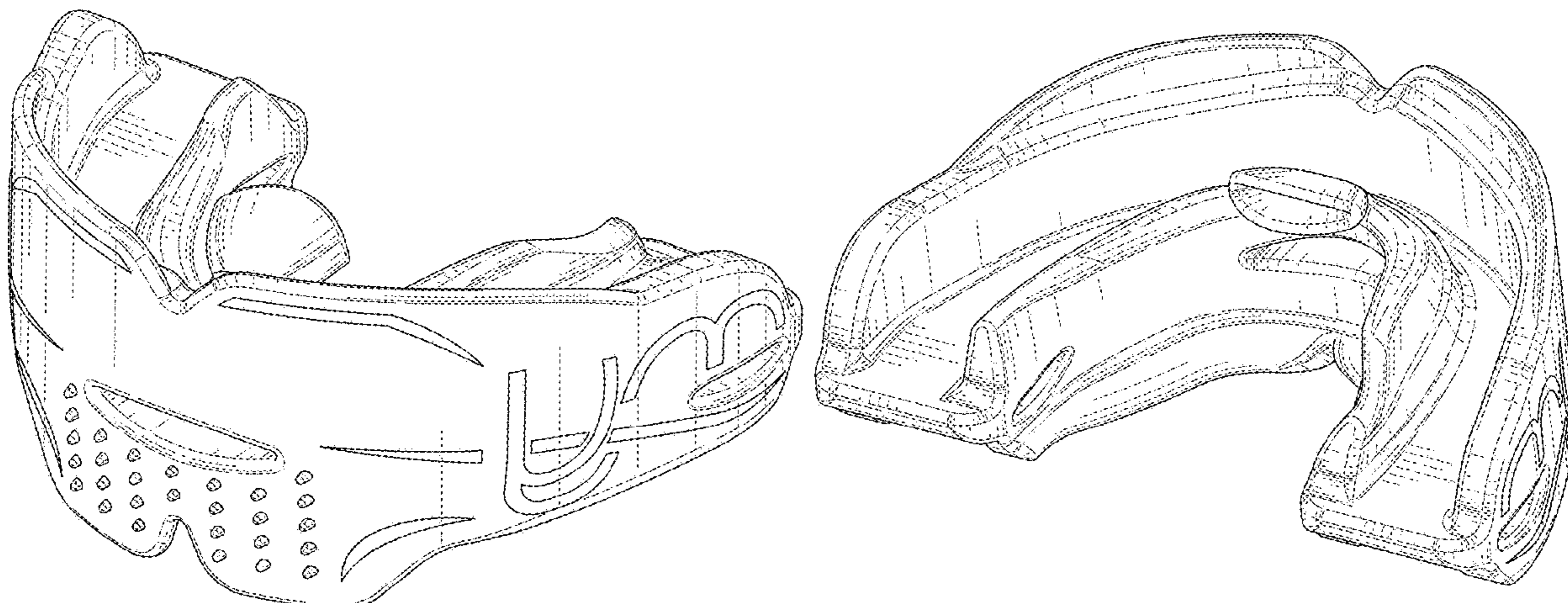
FIG. 14 is a left side view of the oral appliance as shown in FIG. 9;

FIG. 15 is a top plan view of the oral appliance as shown in FIG. 9; and,

FIG. 16 is a bottom plan view of the oral appliance shown in FIG. 9.

The broken lines shown in the drawings are for the purpose of illustrating environmental structure and form no part of the claimed design.

1 Claim, 10 Drawing Sheets



US D899,601 S

(58) **Field of Classification Search**

CPC A61F 5/566; A61F 2005/563; A61H
 2001/0207; A63B 71/085; A63B
 2071/086; A63B 71/0054; A61C 7/08;
 A61C 7/36; A61C 7/143; A61C 7/148;
 A61C 19/05

See application file for complete search history.

(56) **References Cited**

U.S. PATENT DOCUMENTS

3,457,916 A * 7/1969 Wolicki A63B 71/085
 128/862
 4,179,811 A * 12/1979 Hinz A61C 7/00
 433/6
 4,235,594 A * 11/1980 Schwartz A61C 9/00
 433/213
 D263,166 S * 2/1982 Bushman D24/110
 D265,586 S * 7/1982 Sloan D24/122
 D283,158 S * 3/1986 Jackson 128/207.14
 4,695,417 A * 9/1987 Hall A61C 7/08
 264/16
 4,715,368 A * 12/1987 George A61F 5/566
 128/859
 D295,797 S * 5/1988 Bono D24/110.5
 D301,618 S * 6/1989 Barros D24/110
 D302,036 S * 7/1989 George D24/110
 D303,440 S * 9/1989 Campbell D24/110.5
 D311,607 S * 10/1990 Howells D24/110
 RE33,442 E * 11/1990 George A61M 16/0493
 128/860
 4,986,751 A * 1/1991 Bergersen A61C 7/08
 433/6
 5,028,231 A * 7/1991 Hall A61C 7/08
 264/16
 5,031,611 A * 7/1991 Moles B63C 11/186
 128/201.11
 5,062,422 A * 11/1991 Kinkade B63C 11/186
 128/200.26
 5,092,346 A 3/1992 Hays et al.
 5,117,816 A * 6/1992 Shapiro A61F 5/566
 128/200.24
 D329,901 S * 9/1992 Jackson D24/176
 5,305,741 A * 4/1994 Moles B63C 11/186
 128/201.11
 5,353,810 A * 10/1994 Kittelsen A63B 71/085
 128/859
 5,462,066 A * 10/1995 Snyder A61F 5/566
 128/848
 5,792,067 A 8/1998 Karell
 D399,950 S * 10/1998 Shepard D24/110.5
 D406,647 S * 3/1999 Wagner D24/181
 6,405,729 B1 * 6/2002 Thornton A61F 5/566
 128/206.29
 D461,240 S * 8/2002 Dort D24/105
 D479,876 S * 9/2003 Gradon D24/110
 D504,947 S * 5/2005 McAuley D24/110
 D528,655 S * 9/2006 Clawson D24/110
 D536,441 S * 2/2007 Garren D24/110
 D538,926 S * 3/2007 Jeong D24/110
 D542,408 S * 5/2007 Oldenburg D24/110.5
 D595,413 S * 6/2009 Farrell D24/181
 D605,285 S * 12/2009 Garren D24/110
 D609,347 S * 2/2010 Farrell D24/180
 D609,348 S * 2/2010 Farrell D24/181
 D615,187 S * 5/2010 Bowden D24/110
 D615,709 S * 5/2010 Manzo D29/108
 D618,399 S * 6/2010 Manzo D29/108
 D626,292 S * 10/2010 Farrell D29/108
 D627,107 S * 11/2010 Manzo D29/108
 D629,909 S * 12/2010 Chiu D24/181
 D630,382 S * 1/2011 Manzo D29/108
 D634,480 S * 3/2011 Manzo D29/108
 D636,074 S * 4/2011 Levine D24/110.5
 D642,277 S * 7/2011 Farrell D24/181

D648,900 S * 11/2011 Manzo D29/108
 D650,066 S * 12/2011 Boyd D24/110.5
 D652,575 S * 1/2012 Farrell D29/108
 D652,576 S * 1/2012 Farrell D29/108
 D654,173 S * 2/2012 Farrell D24/181
 D654,595 S * 2/2012 Farrell D24/181
 D662,586 S * 6/2012 Coath D24/110
 D683,030 S * 5/2013 Croll D24/181
 D683,446 S * 5/2013 Eves D24/110.4
 8,448,282 B2 * 5/2013 Stapelbroek A61C 7/08
 15/167.2
 D695,889 S * 12/2013 Bruggeman D24/110.5
 D717,447 S * 11/2014 Farrell D24/181
 D717,449 S * 11/2014 Farrell D24/181
 D717,450 S * 11/2014 Farrell D24/181
 D727,570 S * 4/2015 Brett D29/108
 9,005,120 B2 * 4/2015 Ryan A61B 5/682
 600/301
 D734,556 S * 7/2015 Brett D24/181
 D753,817 S * 4/2016 Maguire D24/110.5
 D760,889 S * 7/2016 Evans D24/110.5
 D765,255 S * 8/2016 Levine D24/181
 D765,919 S * 9/2016 Croll D29/108
 D767,146 S * 9/2016 Farrell D24/181
 D782,743 S * 3/2017 Engel D29/108
 9,630,082 B2 * 4/2017 Zents A63B 71/085
 D795,501 S * 8/2017 Levine D29/108
 9,717,975 B2 * 8/2017 Evans A63B 71/085
 D799,049 S * 10/2017 Farrell D24/181
 D800,315 S * 10/2017 Crowley D24/176
 D800,317 S * 10/2017 Farrell D24/181
 9,848,959 B2 * 12/2017 Lowe A61C 17/005
 D815,291 S * 4/2018 Farrell D24/181
 D816,210 S * 4/2018 Gerschman D24/110.5
 D833,622 S * 11/2018 Farrell D24/181
 D836,204 S * 12/2018 Montgomery D24/181
 10,149,782 B2 * 12/2018 Chen A61M 16/0493
 D838,839 S * 1/2019 Fujiwara D24/110.5
 D839,485 S * 1/2019 Turkbash D29/108
 D841,257 S * 2/2019 Turkbash D29/108
 D841,818 S * 2/2019 Farrell D24/181
 D842,999 S * 3/2019 Fleury D24/197
 D851,749 S * 6/2019 Siew D24/110.1
 D853,655 S * 7/2019 Turkbash D29/108
 D854,679 S * 7/2019 Gerschman D24/110.5
 D854,753 S * 7/2019 Turkbash D29/108
 D857,301 S * 8/2019 Turkbash D29/108
 D857,998 S * 8/2019 Turkbash D29/108
 D864,399 S * 10/2019 Qin D24/176
 D867,673 S * 11/2019 Turkbash D29/108
 D869,774 S * 12/2019 Turkbash D29/108
 D871,571 S * 12/2019 Chen A61F 5/566
 D24/110.5
 D872,281 S * 1/2020 Brauteseth D24/181
 D874,654 S * 2/2020 Martone D24/180
 D875,237 S * 2/2020 Ghazzawi D24/110
 D876,728 S * 2/2020 Evans D29/108
 10,568,757 B2 * 2/2020 Radmand A61F 5/566
 D877,340 S * 3/2020 Montgomery D24/176
 2003/0019497 A1 * 1/2003 Farrell A61C 7/08
 128/861
 2004/0103905 A1 * 6/2004 Farrell A61C 7/08
 128/861
 2007/0099144 A1 * 5/2007 Keski-Nisula A61C 7/08
 433/6
 2008/0257358 A1 10/2008 Stern et al.
 2010/0311003 A1 12/2010 Kozlov
 2011/0185525 A1 * 8/2011 Stapelbroek A61C 7/08
 15/167.1
 2013/0263864 A1 * 10/2013 von Treuenfels A61F 5/566
 128/848
 2014/0190490 A1 * 7/2014 Walker A61F 5/566
 128/848
 2014/0276171 A1 * 9/2014 Hestness A61B 5/0833
 600/531
 2014/0326253 A1 * 11/2014 Baratier A61F 5/566
 128/848

(56)

References Cited

U.S. PATENT DOCUMENTS

2015/0079530 A1* 3/2015 Bergersen A61C 7/08
433/6
2015/0157821 A1* 6/2015 Manecke A61M 16/0434
600/114
2016/0338813 A1* 11/2016 Kamohara A61C 9/0006
2017/0173356 A1* 6/2017 Demarest A61C 5/90
2018/0078405 A1* 3/2018 Farrell A61F 5/566
2018/0228643 A1* 8/2018 Goldstein A61C 5/90

FOREIGN PATENT DOCUMENTS

AU D201813962 8/2018
AU D201813963 8/2018
AU D201813965 8/2018
AU D201813151 1/2019
AU D201813153 1/2019
AU D201813152 3/2019
AU D201910344 3/2019
AU D201910345 3/2019
WO 2012155214 A1 11/2012
WO 2015149127 A1 10/2015
WO 2017020079 A1 2/2017
WO 2017165918 A1 10/2017
WO 2018098527 A1 6/2018

* cited by examiner

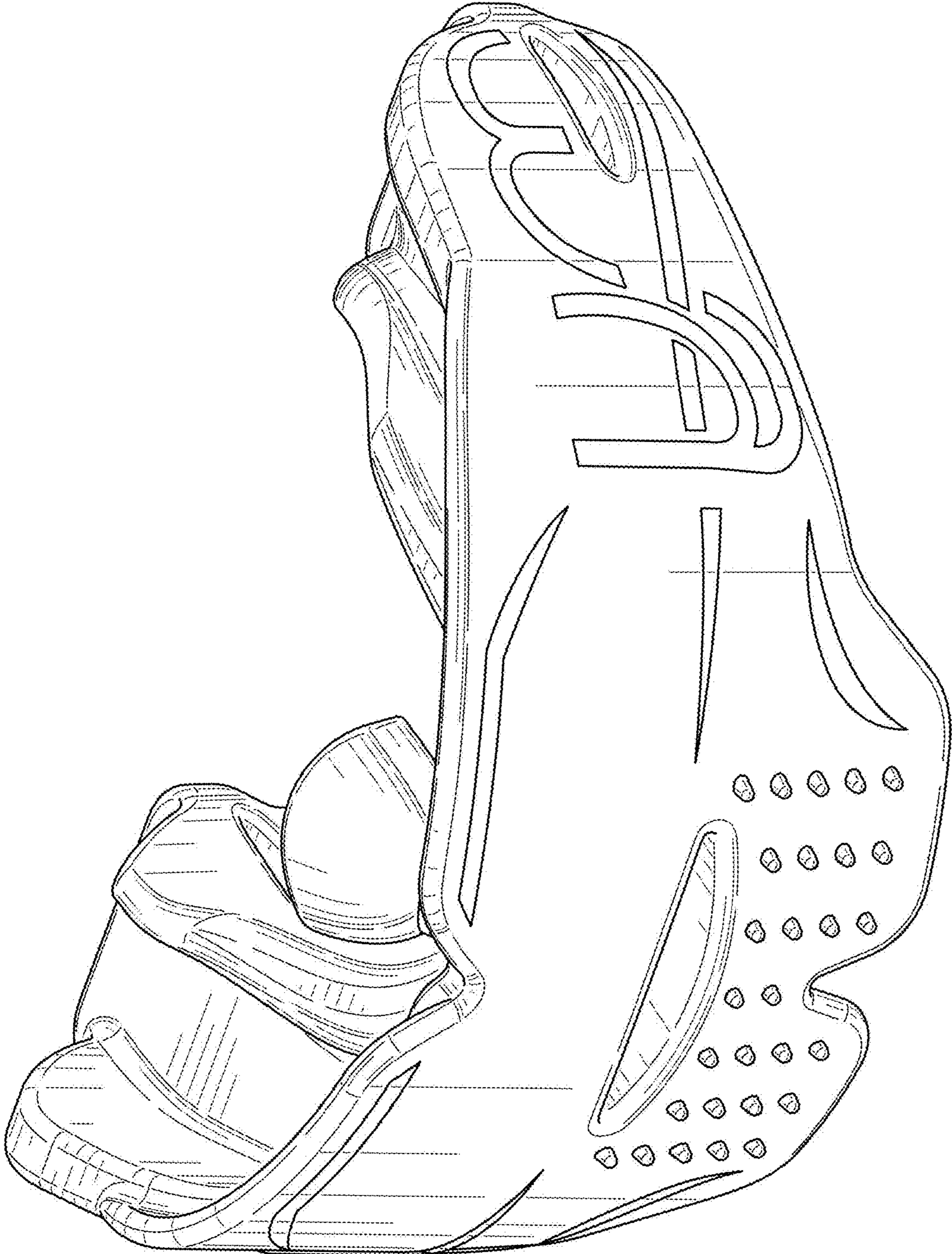


FIG. 1

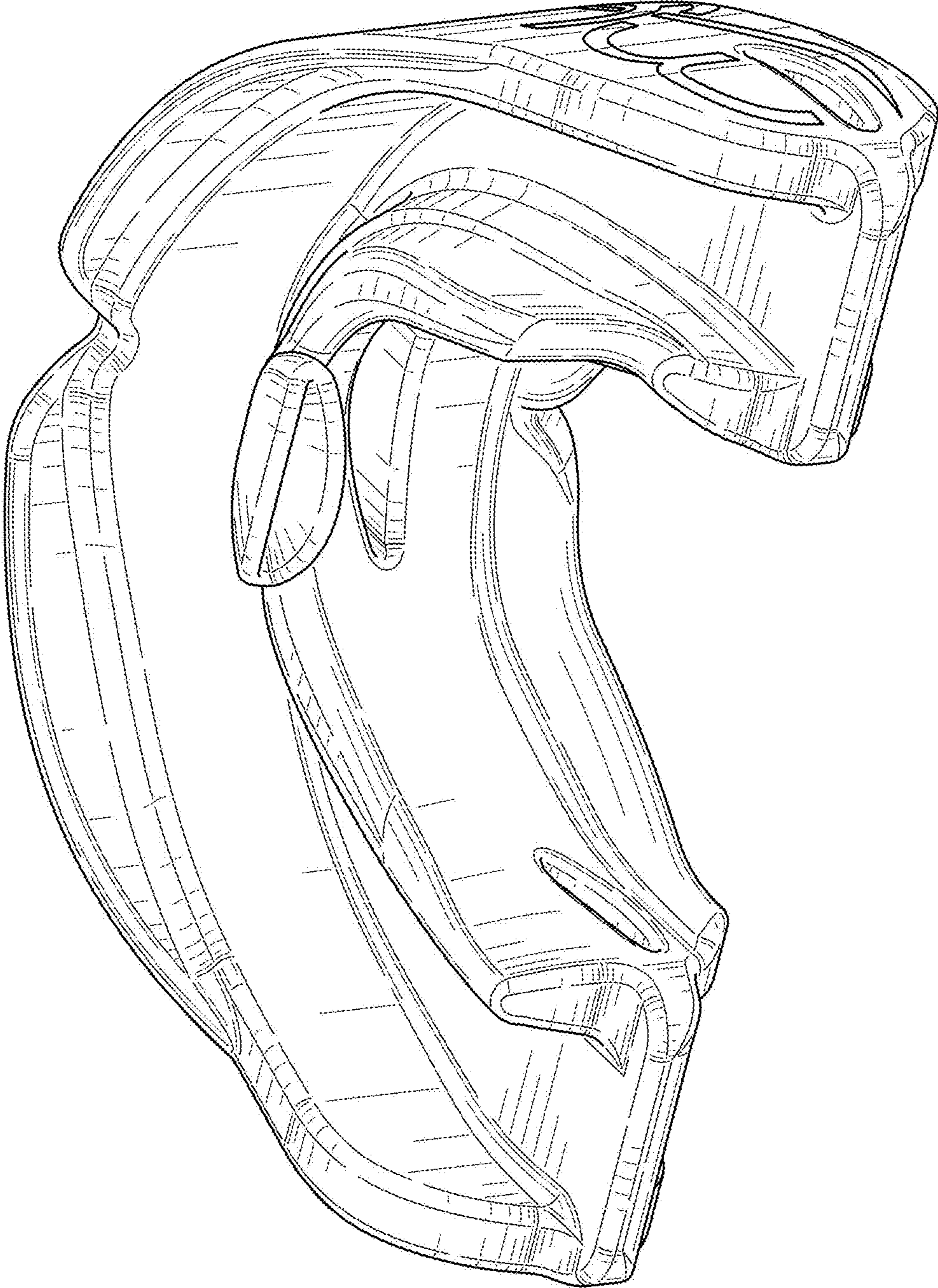


FIG. 2

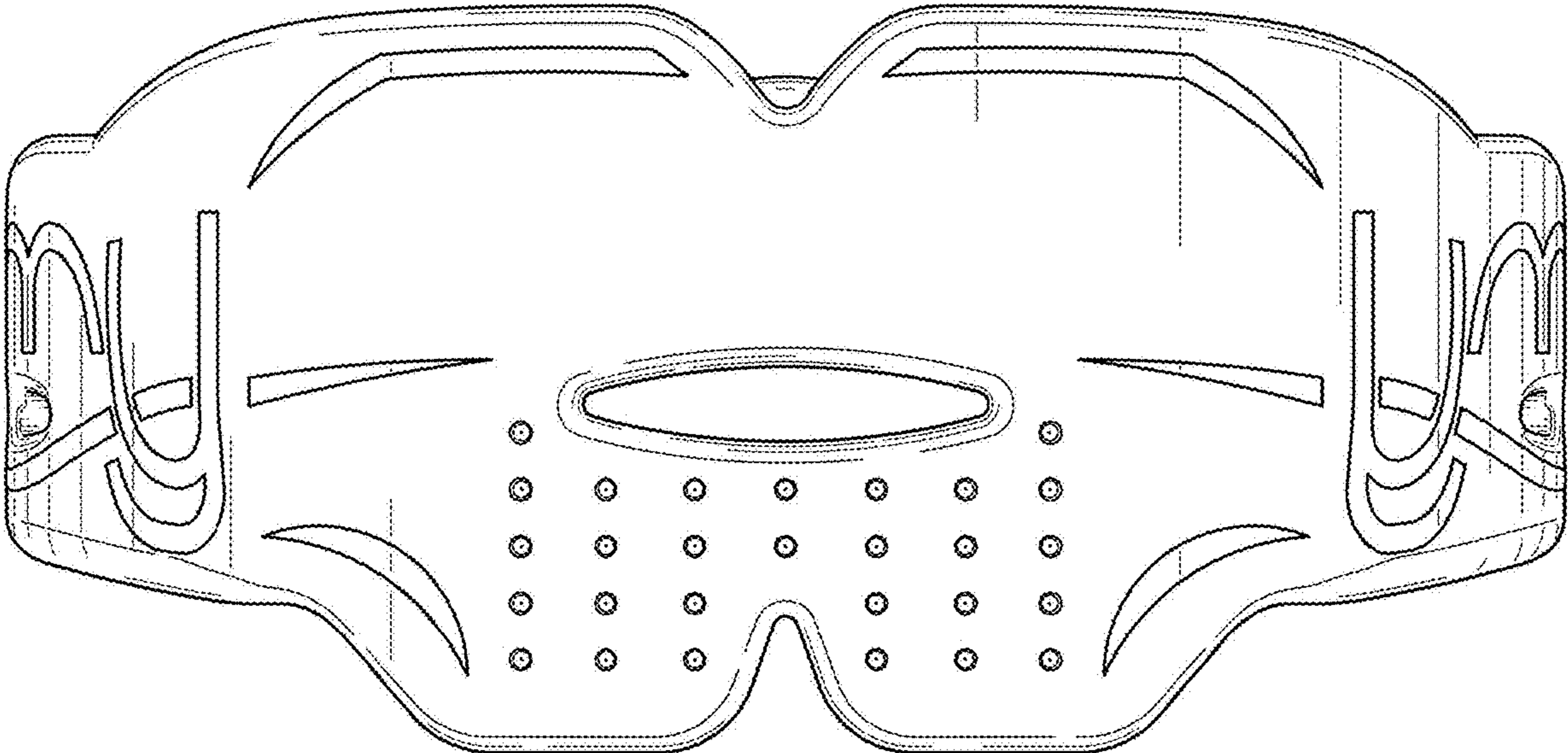


FIG. 3

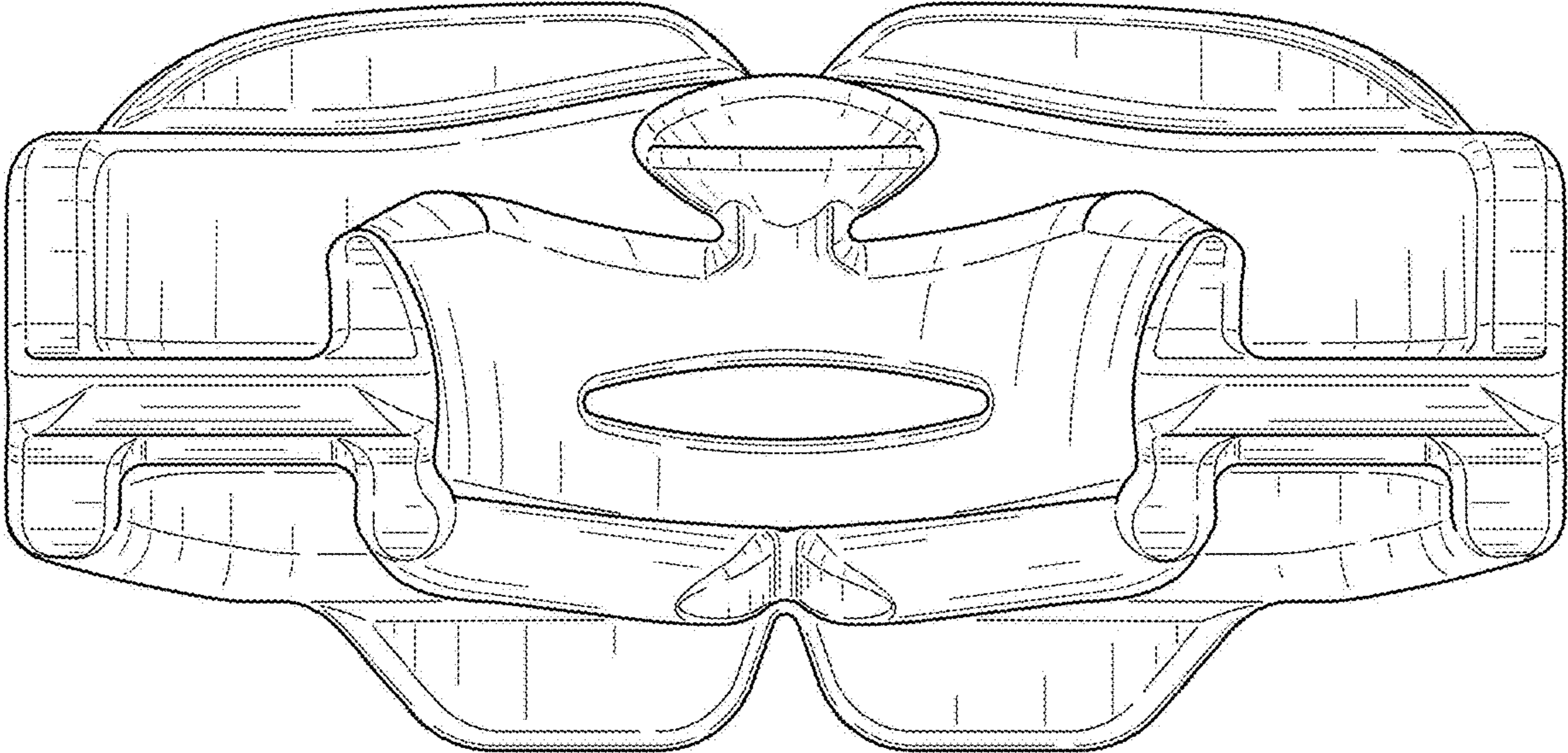


FIG. 4

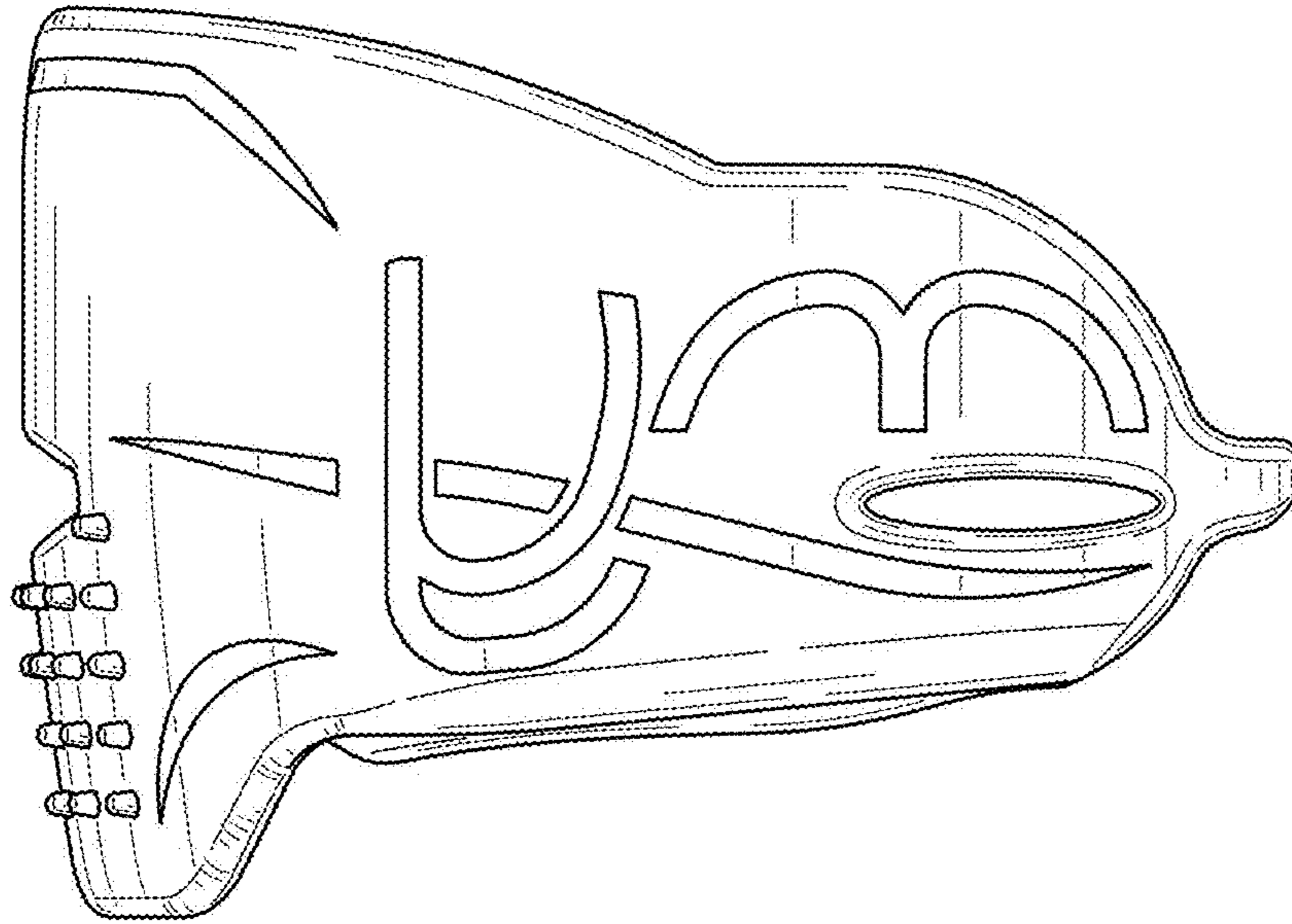


FIG. 5

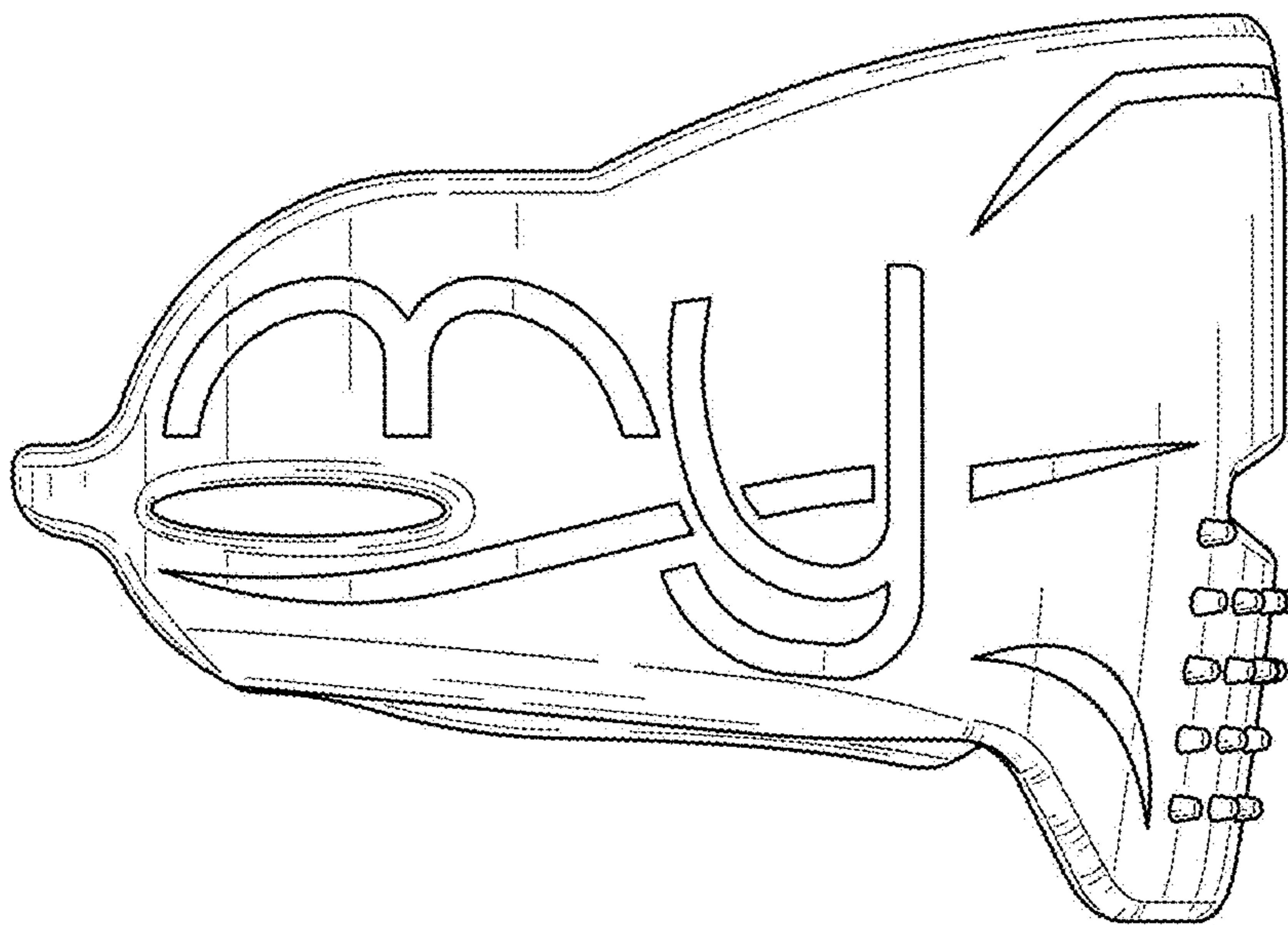


FIG. 6

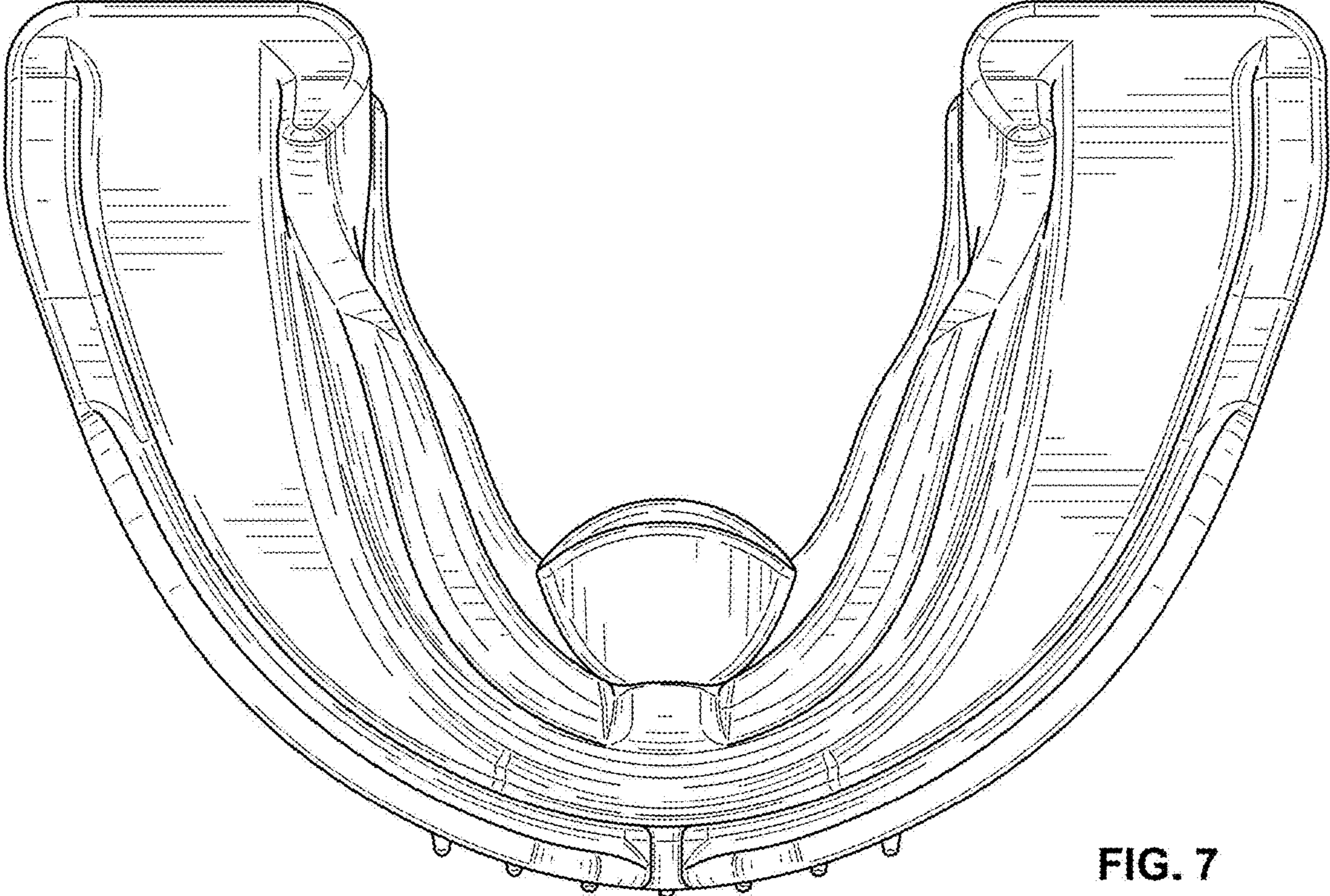


FIG. 7

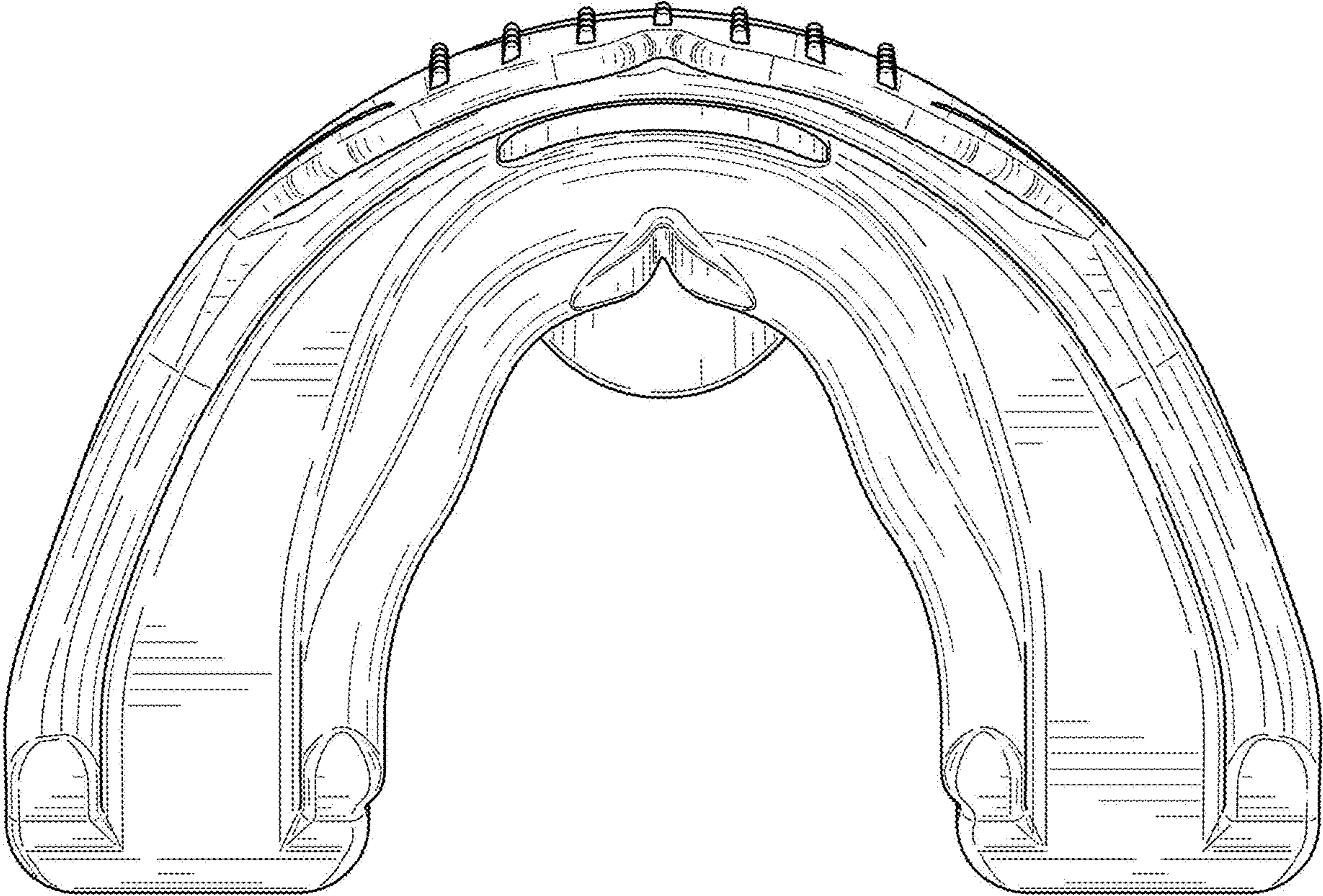


FIG. 8

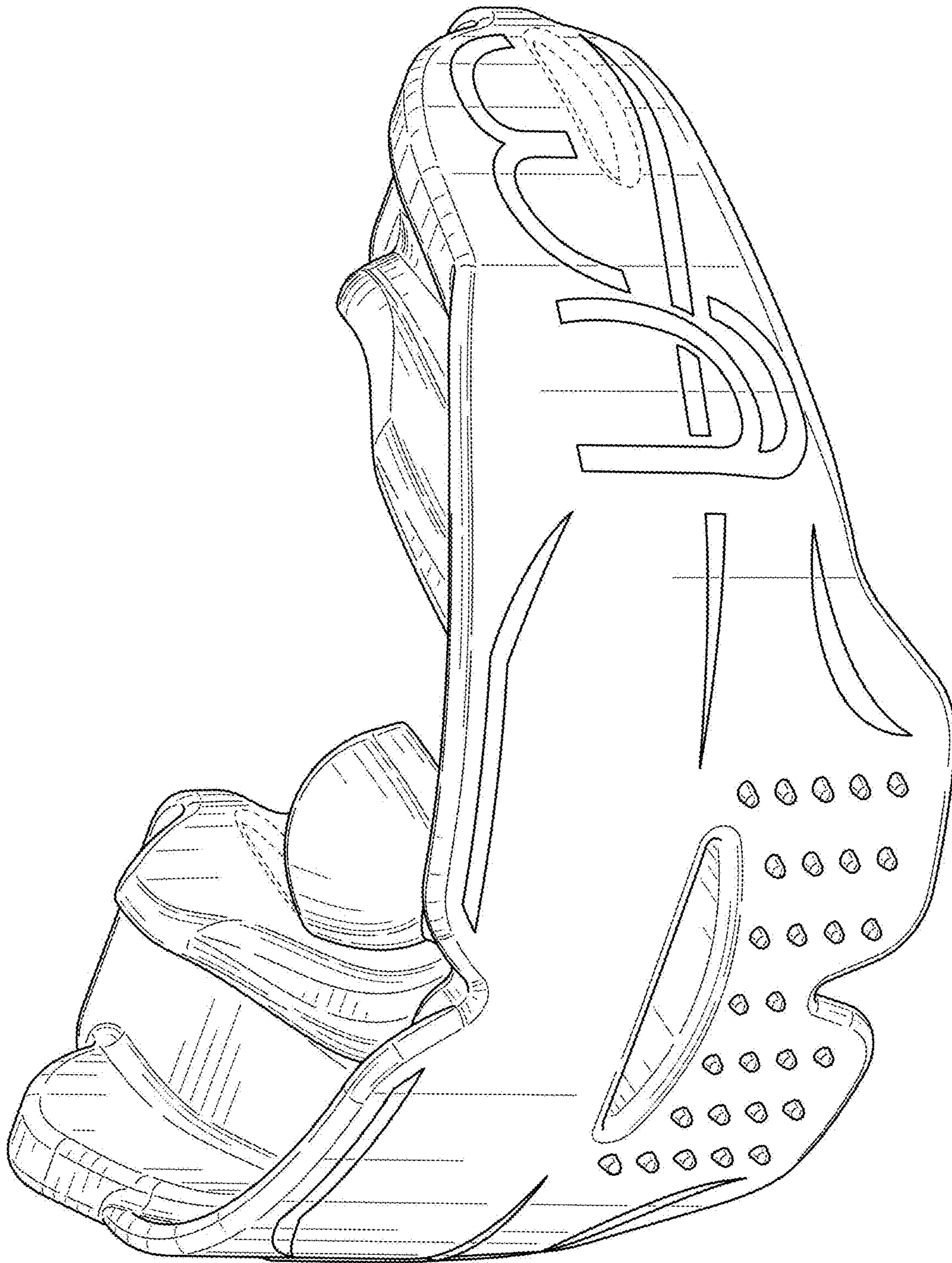


FIG. 9

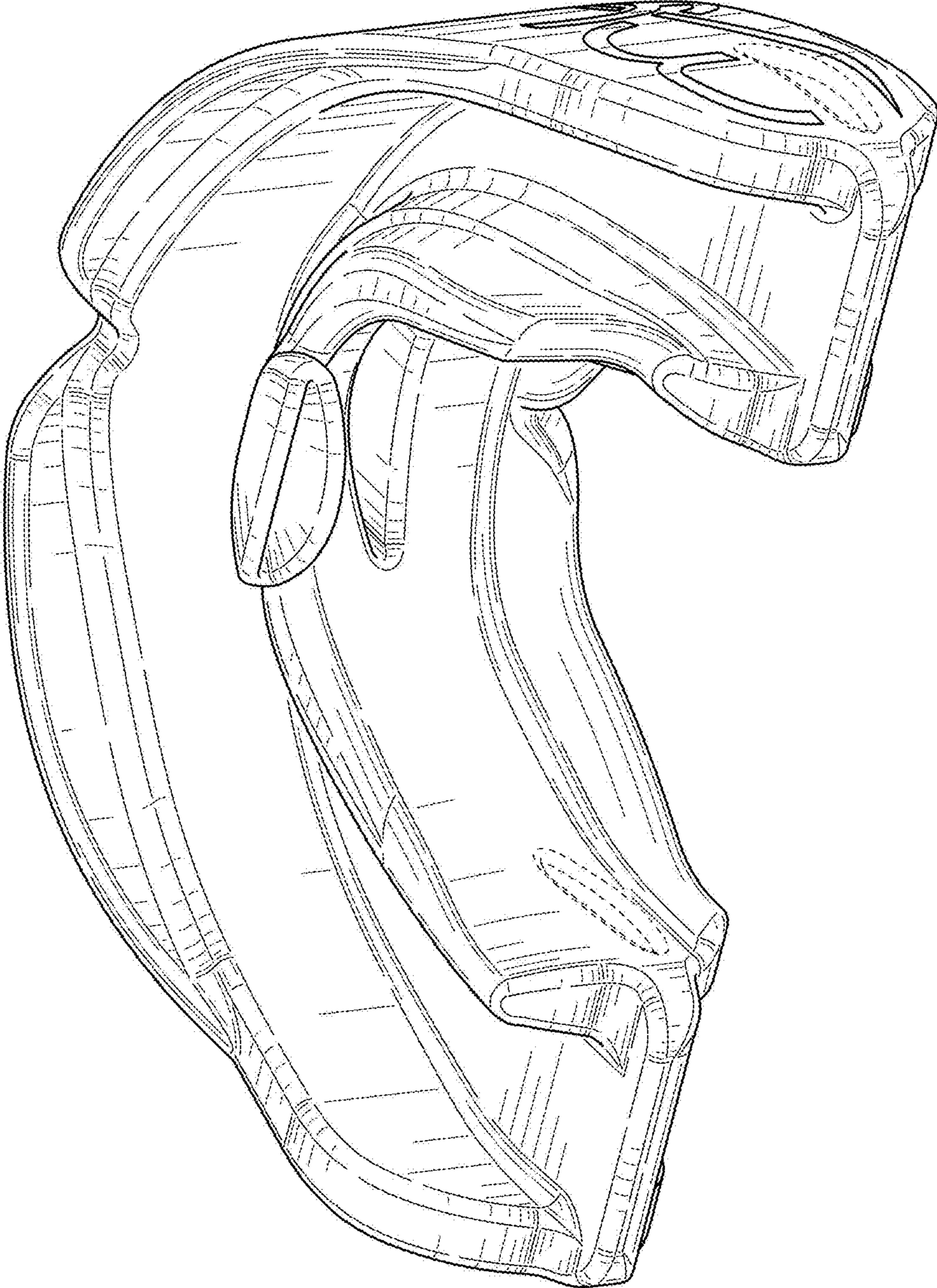


FIG. 10

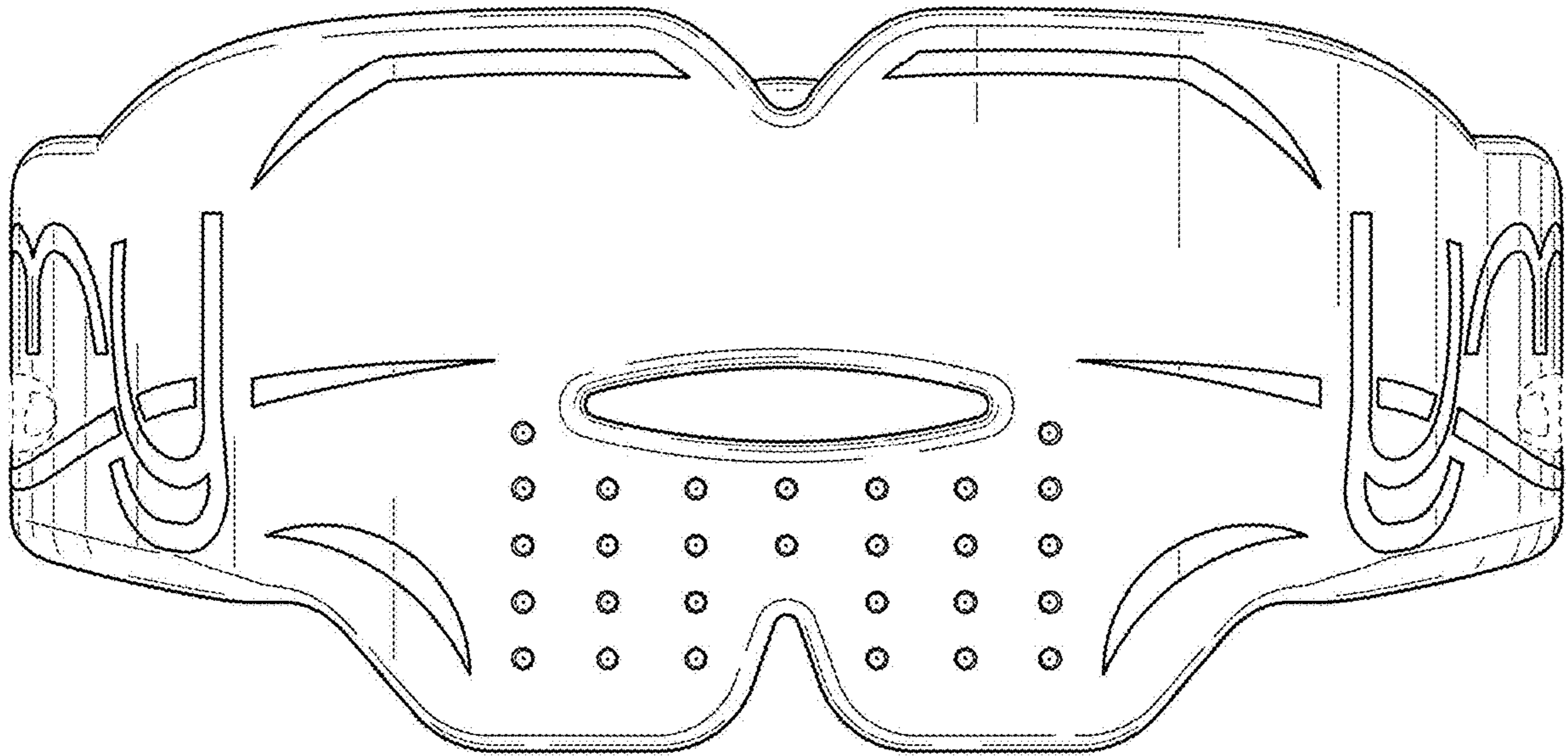


FIG. 11

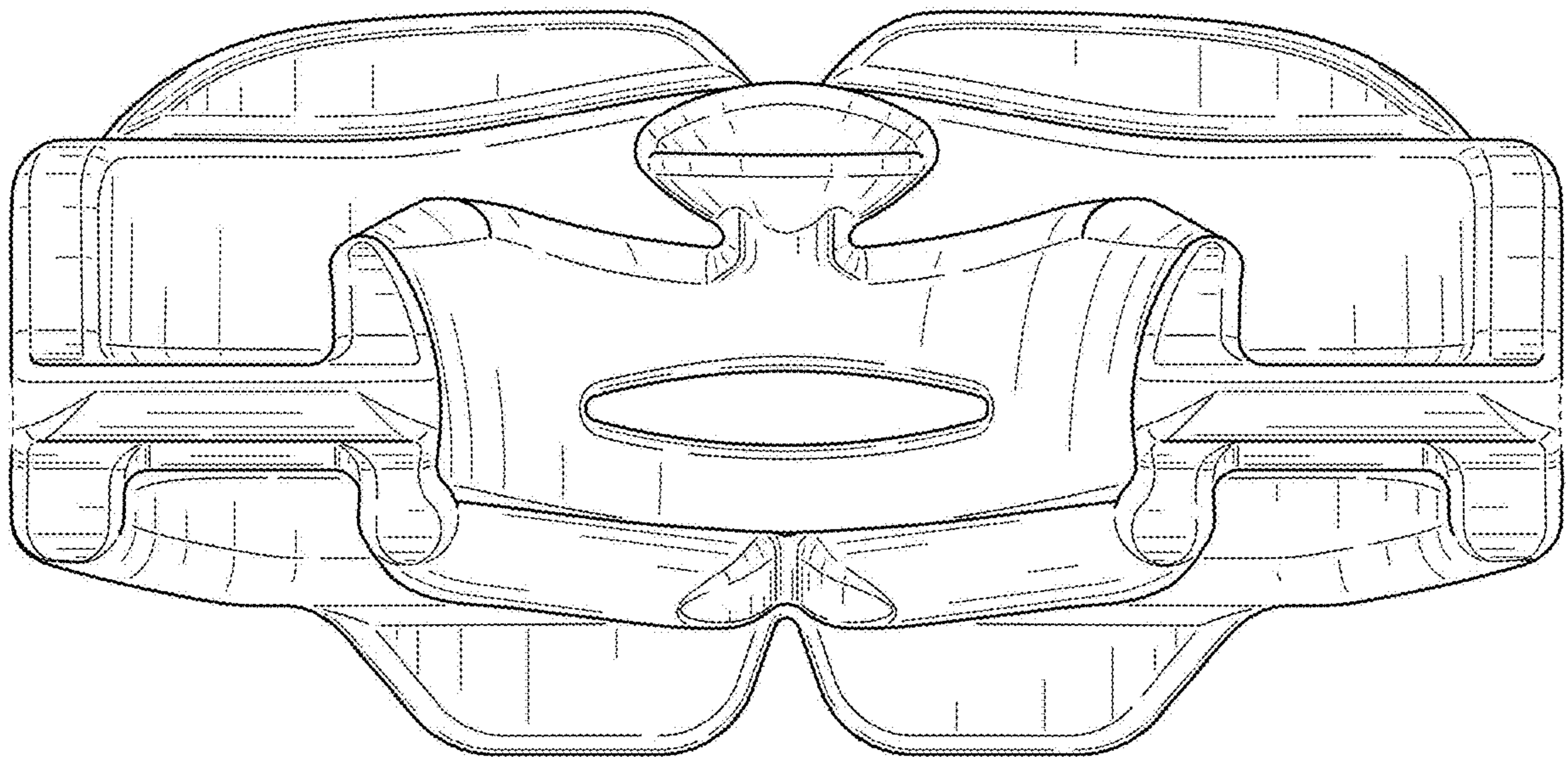


FIG. 12

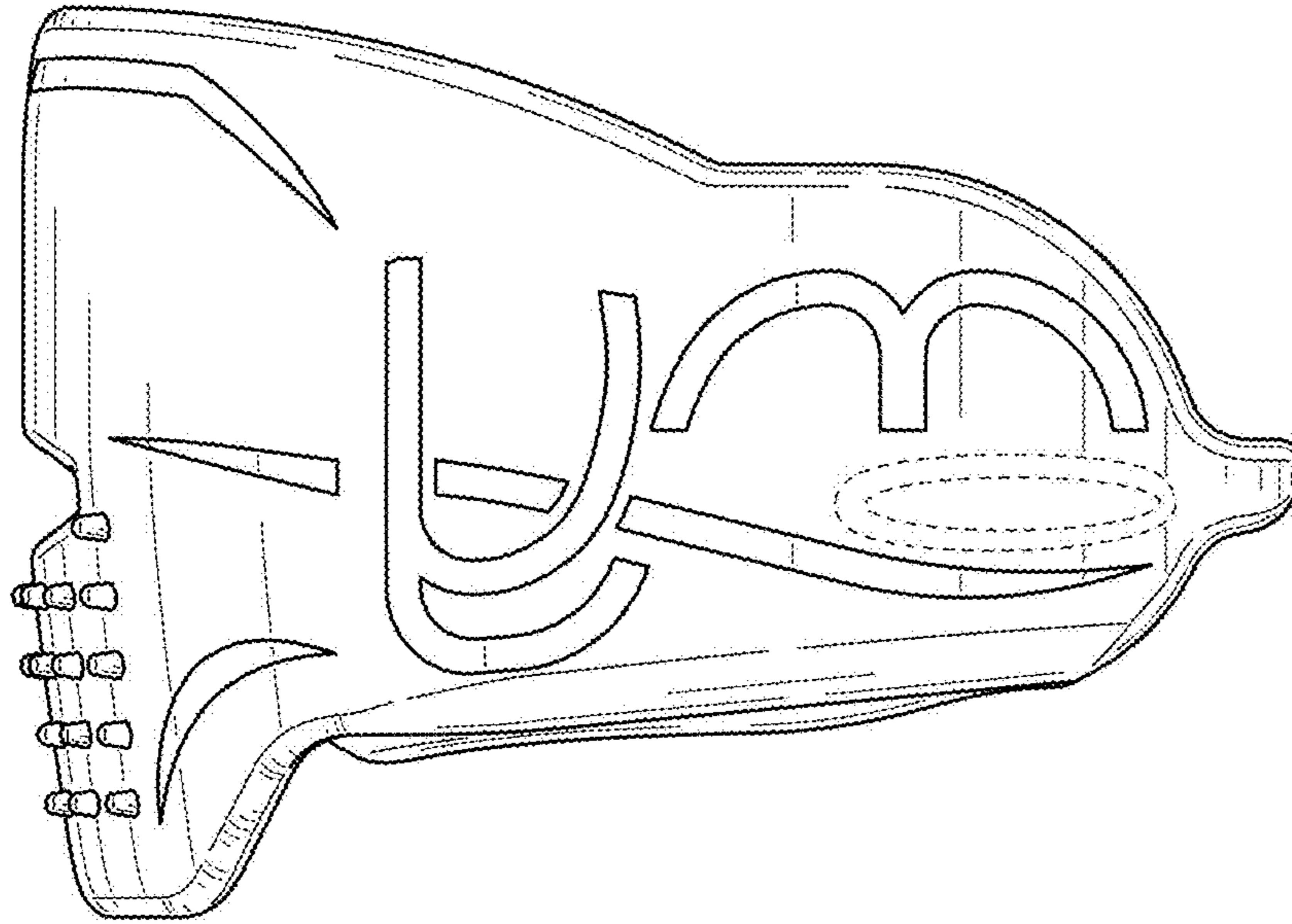


FIG. 13

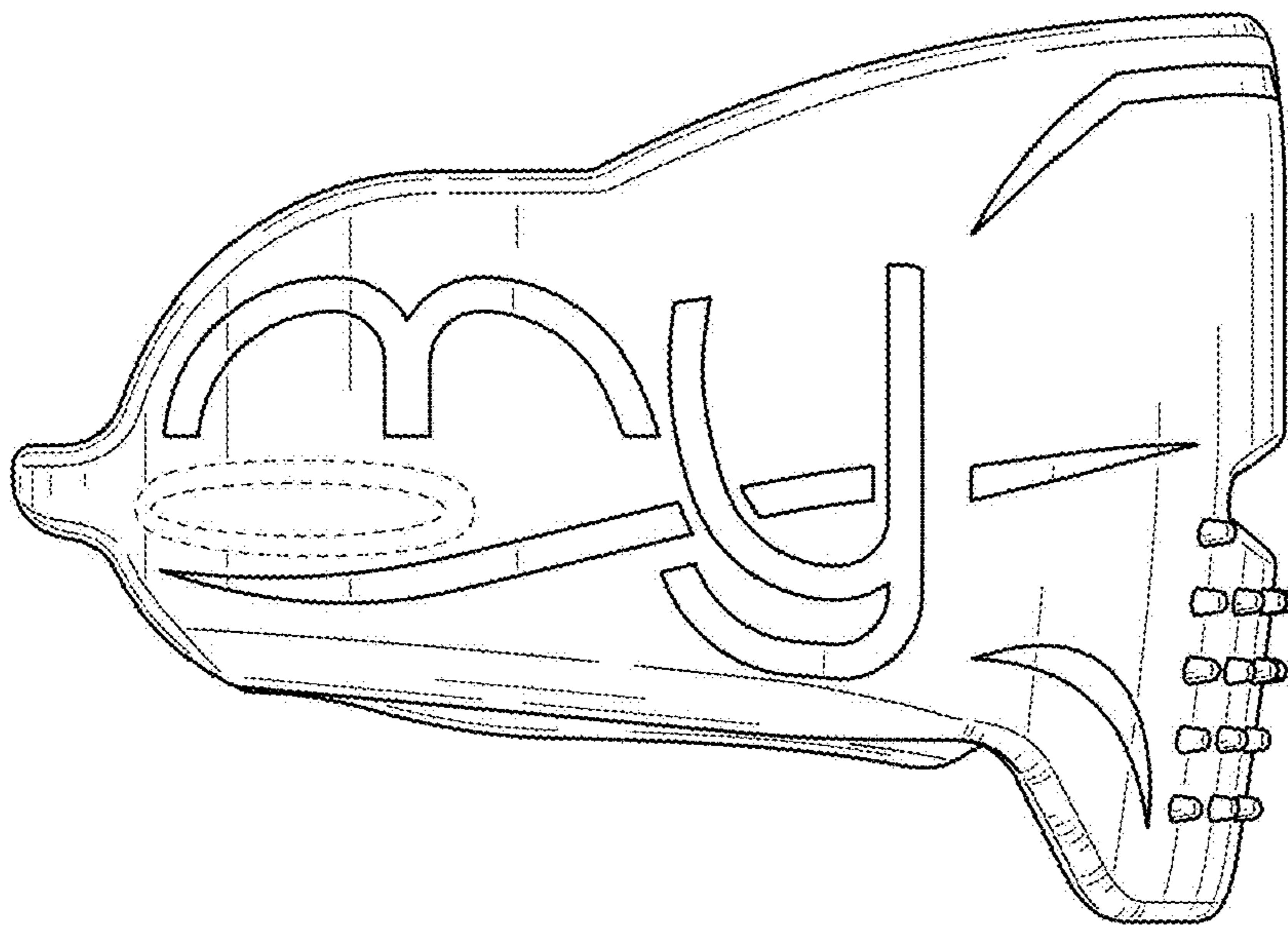


FIG. 14

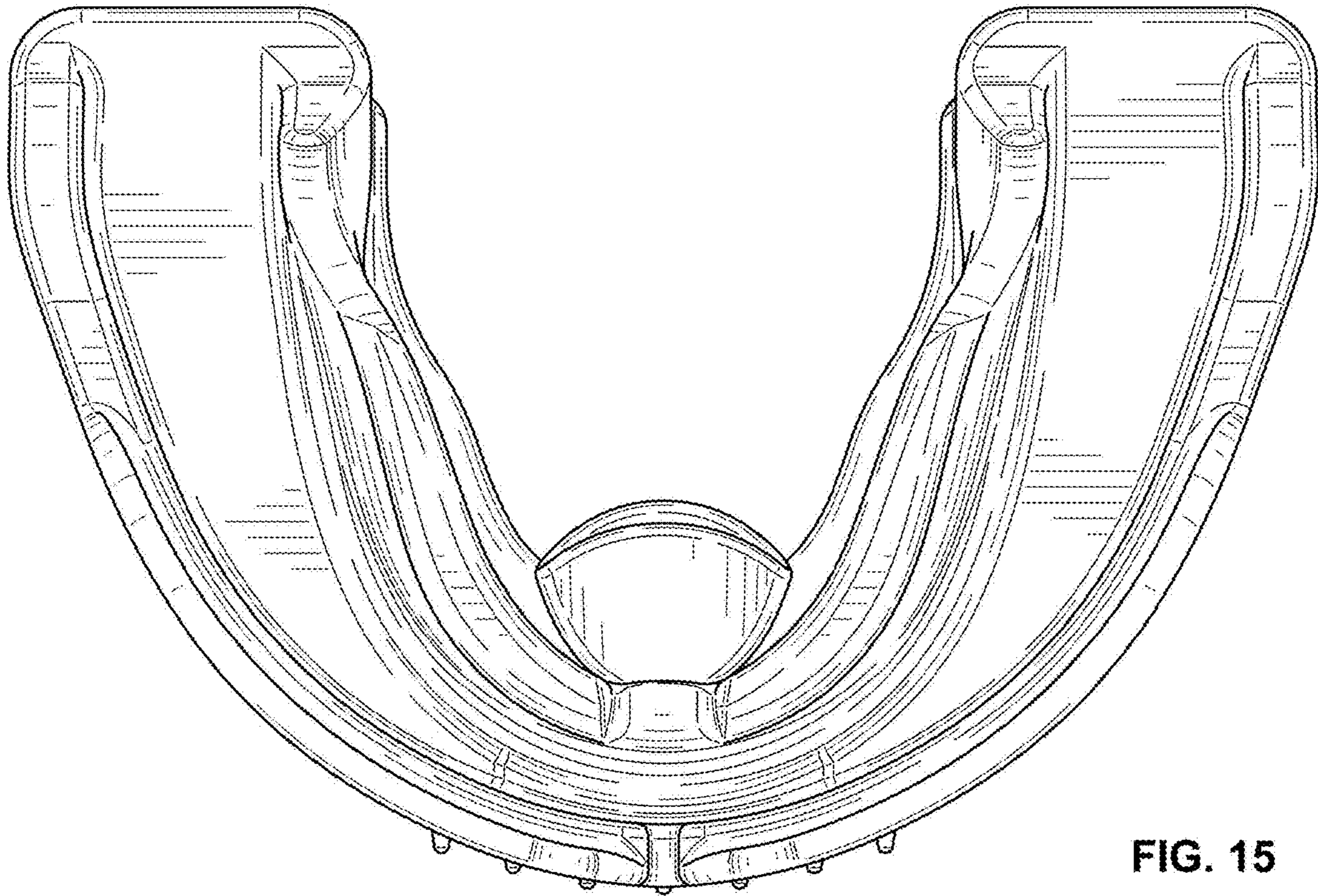


FIG. 15

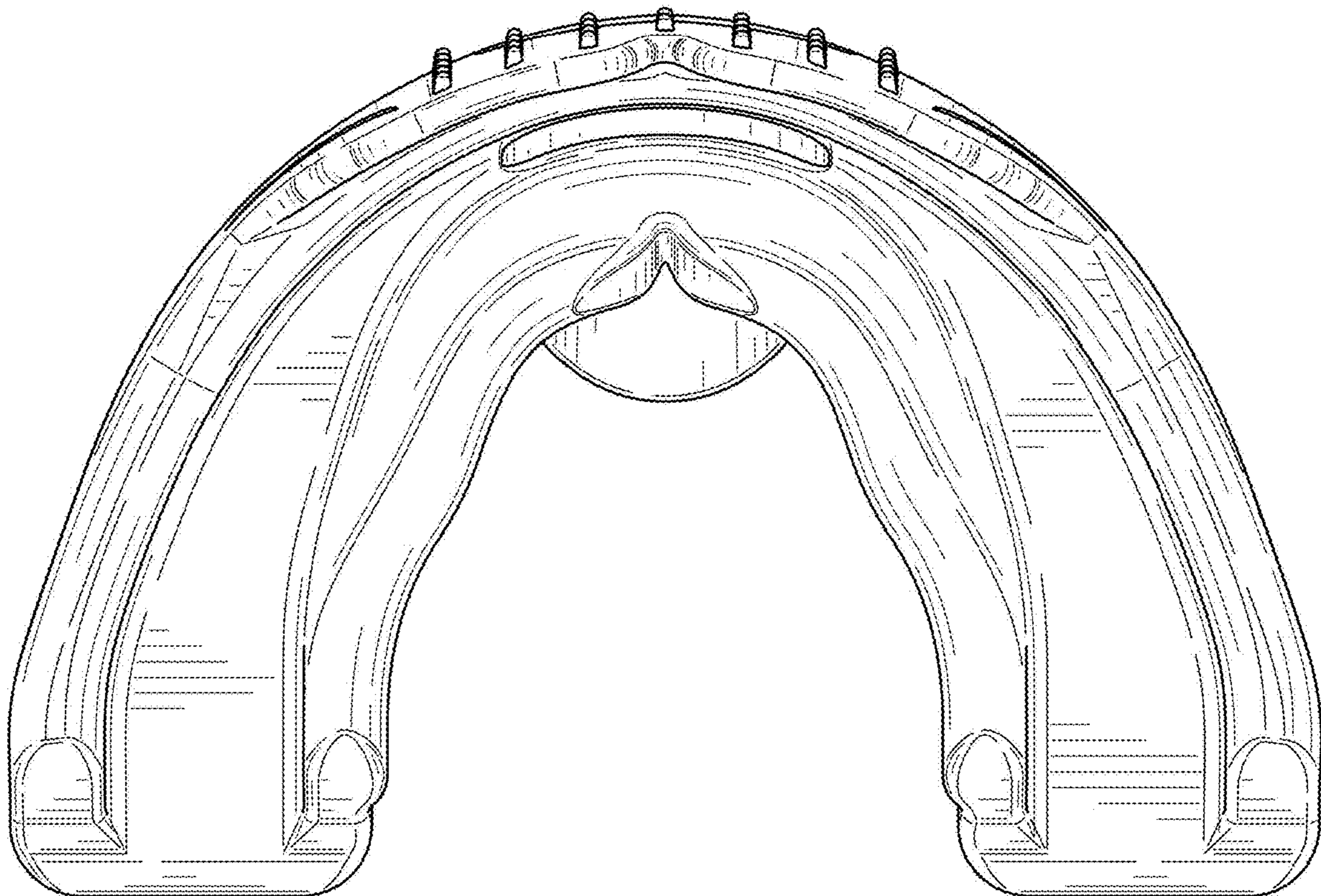


FIG. 16