



US00D899569S

(12) **United States Design Patent** (10) **Patent No.:** **US D899,569 S**
Hsu (45) **Date of Patent:** **** Oct. 20, 2020**

(54) **HEATING EQUIPMENT**

(71) Applicant: **Zhejiang Siau Electric Appliance Co., Ltd.**, Hangzhou, Zhejiang Province (CN)

(72) Inventor: **Annie Hsu**, Taizhou (CN)

(73) Assignee: **Zhejiang Siau Electric Appliance Co., Ltd.**, Hangzhou (CN)

(**) Term: **15 Years**

(21) Appl. No.: **29/668,168**

(22) Filed: **Oct. 29, 2018**

(30) **Foreign Application Priority Data**

Jul. 23, 2018 (CN) 2018 3 03980208

(51) **LOC (12) Cl.** **23-03**

(52) **U.S. Cl.**
USPC **D23/335**

(58) **Field of Classification Search**

USPC D23/314, 317, 318, 324, 325, 327, 329, D23/332, 333, 334, 335, 336, 337, 338, D23/339, 340, 341, 342, 351, 355, 356, D23/359, 360, 364, 366; D14/204, 210, D14/213, 214, 215, 216, 217

CPC F24F 6/00; F24F 2006/008; F24F 6/02; F24F 6/12; F24F 5/0035; F24H 9/2071; F24H 9/0052; F24H 9/02; F24H 3/006; F24H 3/002; F24H 3/00; F24H 3/02; F24H 3/022; F24H 3/0411; F24H 3/0417; F24H 3/0488; F24H 9/0073; F24H 9/1881; F24D 19/06; F23D 14/36

See application file for complete search history.

(56) **References Cited**

U.S. PATENT DOCUMENTS

2,492,248	A *	12/1949	Weingardt	F24H 3/0417	392/365
D190,891	S *	7/1961	Mobley	D23/370	
D346,208	S *	4/1994	Smith	D23/351	
D758,346	S *	6/2016	DiTullo	D14/214	
D817,306	S *	5/2018	Jang	D14/214	
D870,256	S *	12/2019	Chan	D23/364	
2013/0340867	A1 *	12/2013	Huang	F04D 25/08	137/565.01

* cited by examiner

Primary Examiner — Ania Aman

(74) *Attorney, Agent, or Firm* — Bay State IP, LLC

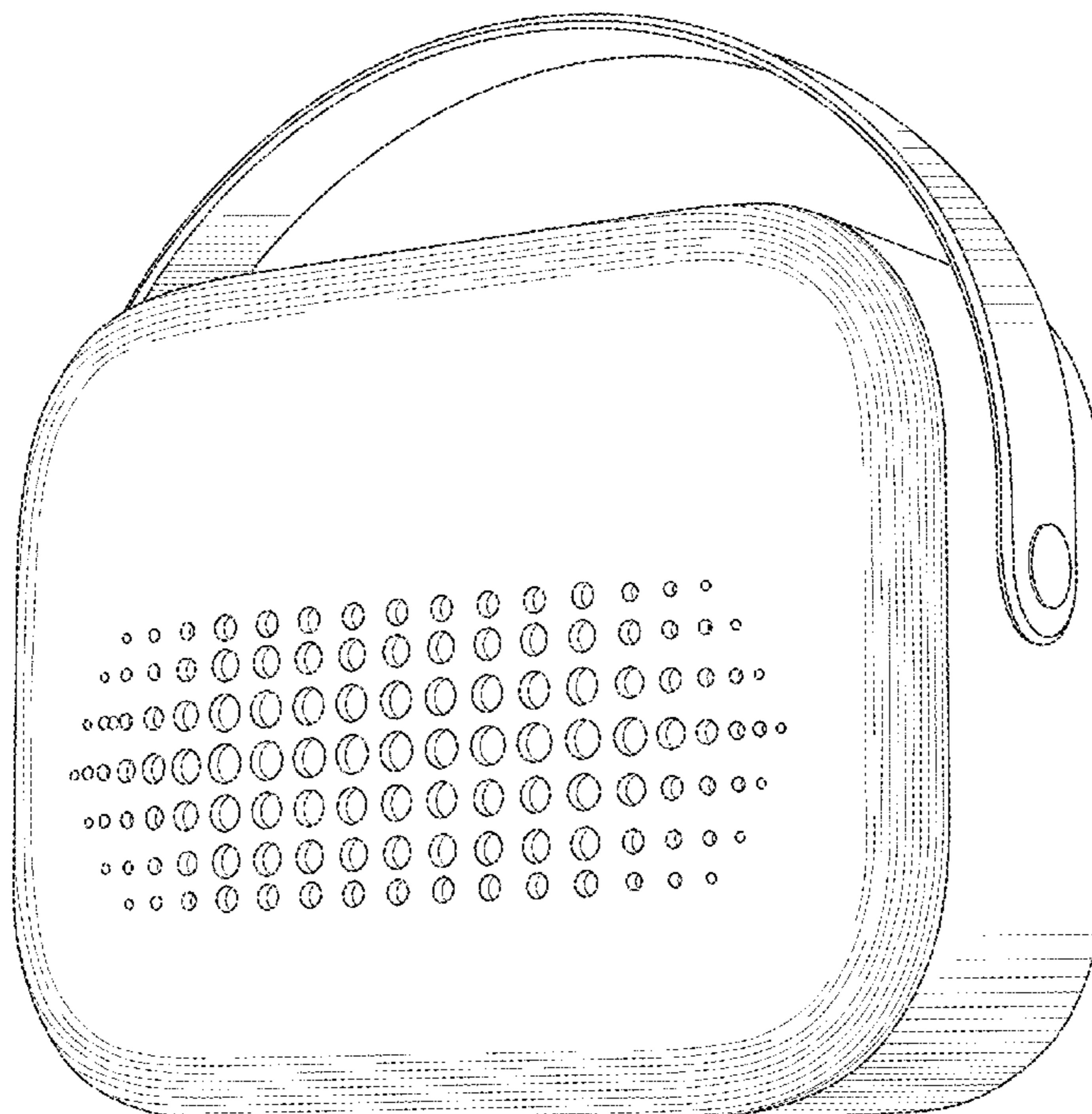
(57) **CLAIM**

The ornamental design for heating equipment, as shown and described.

DESCRIPTION

FIG. 1 is a front perspective view of the heating equipment showing my new design;
 FIG. 2 is a front view thereof;
 FIG. 3 is a back view thereof;
 FIG. 4 is a top view thereof;
 FIG. 5 is a bottom view thereof;
 FIG. 6 is a right side view thereof; and,
 FIG. 7 is a left side view thereof.
 The broken lines in FIG. 3 form no part of the claimed design.

1 Claim, 7 Drawing Sheets



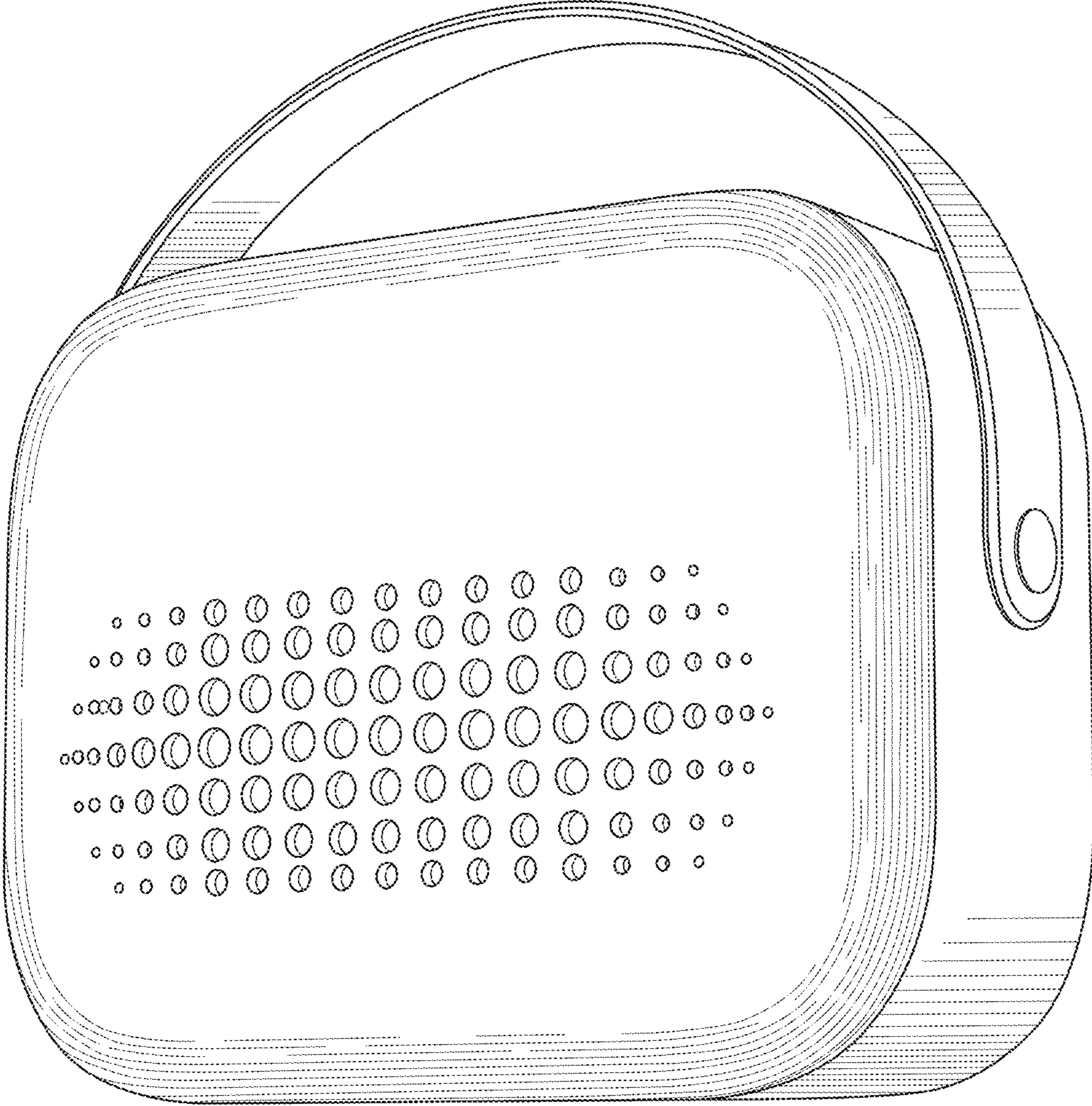


Fig. 1




Fig. 2



Fig. 3

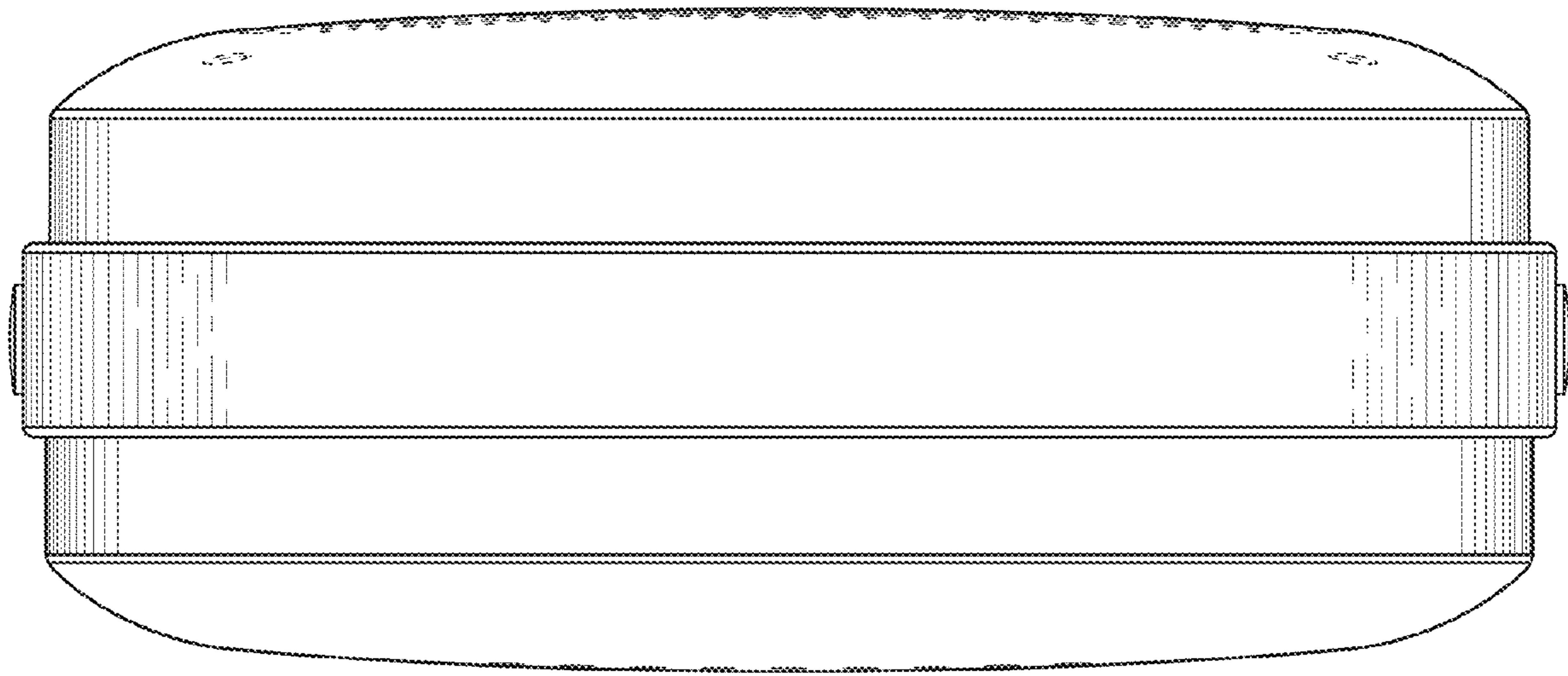


Fig. 4

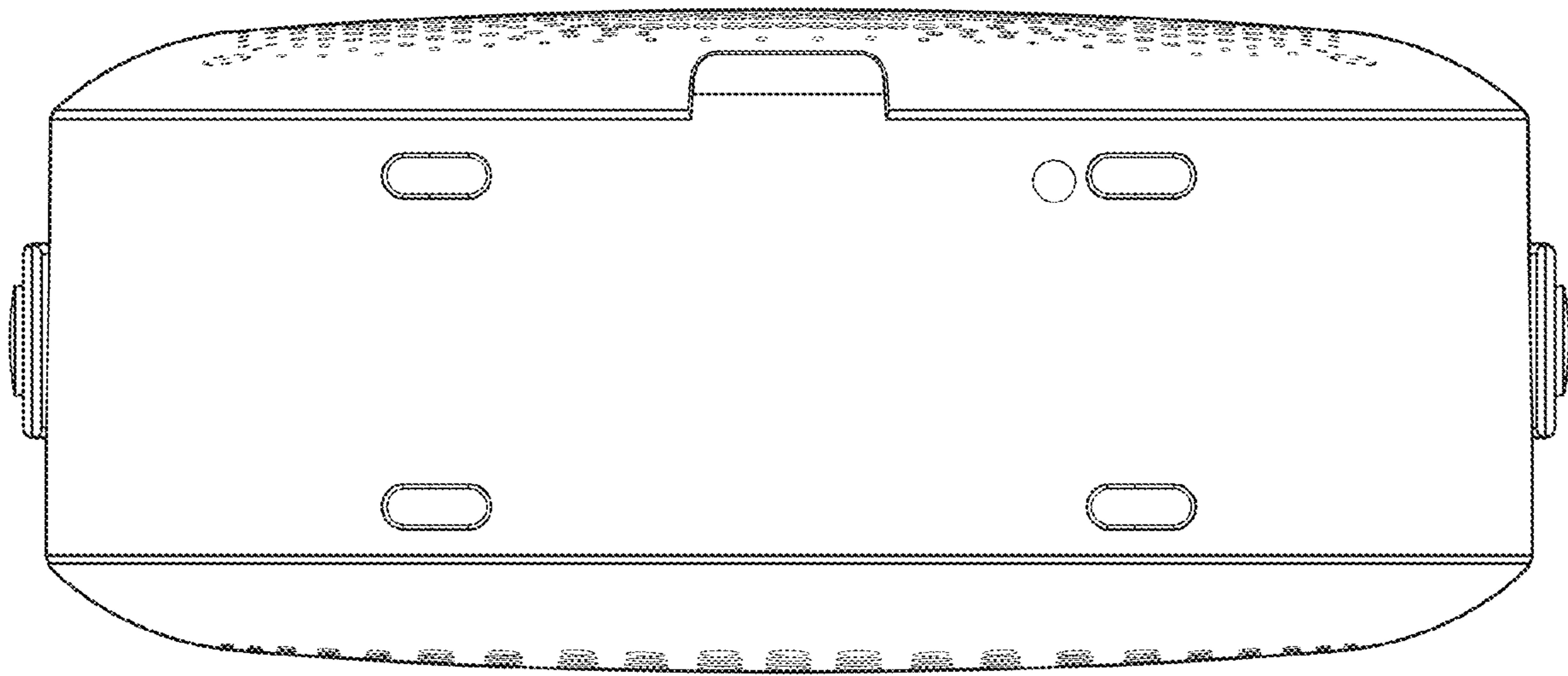


Fig. 5

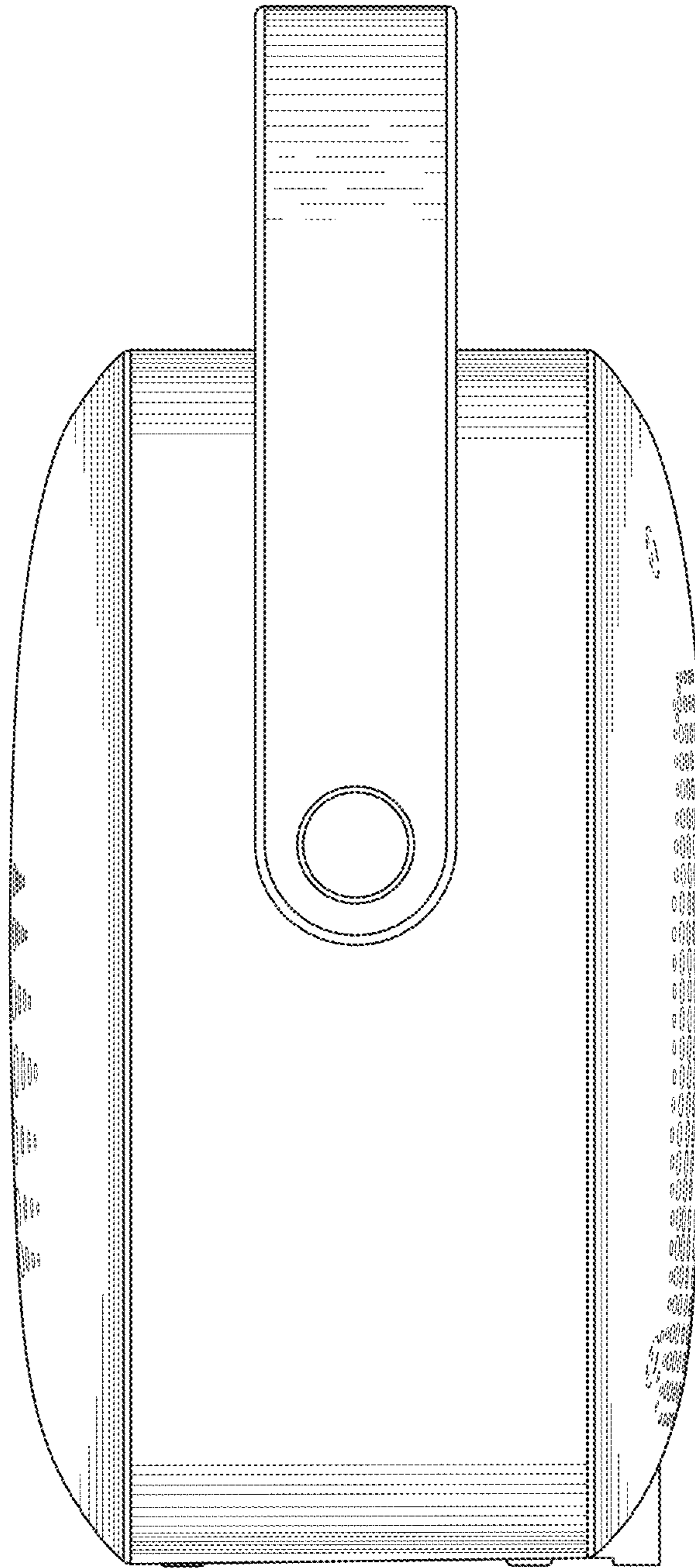


Fig. 6

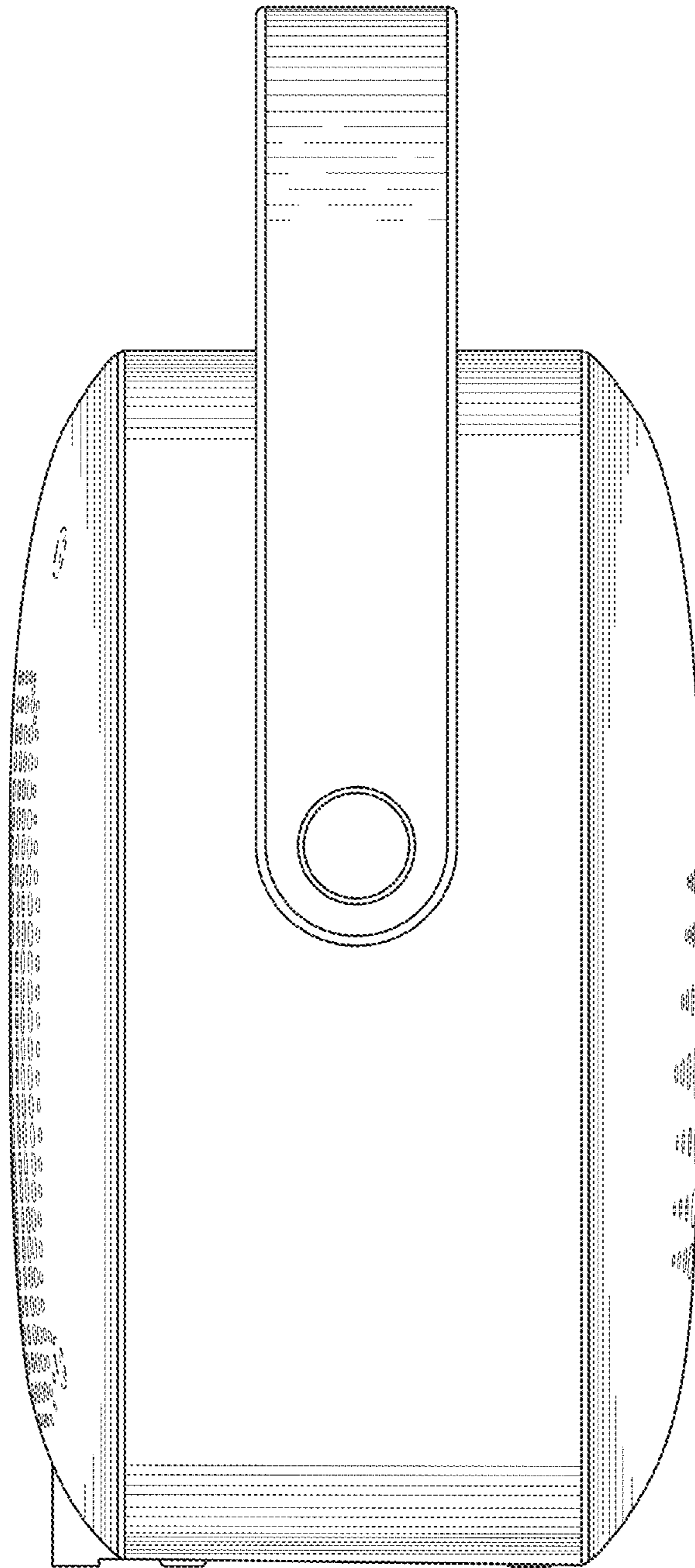


Fig. 7