

US00D899557S

(12) **United States Design Patent**
Stingo

(10) **Patent No.:** **US D899,557 S**

(45) **Date of Patent:** **** Oct. 20, 2020**

(54) **FISHING LURE**

(71) Applicant: **David Stingo**, Middletown, NJ (US)

(72) Inventor: **David Stingo**, Middletown, NJ (US)

(**) Term: **15 Years**

(21) Appl. No.: **29/700,949**

(22) Filed: **Aug. 7, 2019**

(51) **LOC (12) Cl.** **22-05**

(52) **U.S. Cl.**
USPC **D22/133**

(58) **Field of Classification Search**
USPC D22/126, 131, 133; 43/42.33, 42.53,
43/42.06, 42.37, 42.41, 42.35, 42.2, 42.4,
43/42.6, 42.25, 42.13, 42.19, 17.6, 42.34,
43/42.31, 42.52, 42.39
CPC A01K 85/00; A01K 85/16
See application file for complete search history.

(56) **References Cited**

U.S. PATENT DOCUMENTS

- 3,367,060 A * 2/1968 Abercrombie A01K 85/16
43/42.33
- D350,382 S * 9/1994 Mann D22/133

- D377,384 S * 1/1997 Hill D22/133
- D449,871 S * 10/2001 Keywan D22/133
- D518,549 S * 4/2006 Hirahara D22/133
- D815,712 S * 4/2018 Patrick D22/133

* cited by examiner

Primary Examiner — Catherine R Oliver-Garcia
(74) *Attorney, Agent, or Firm* — Mitchell Law PLLC;
Matthew W. Mitchell

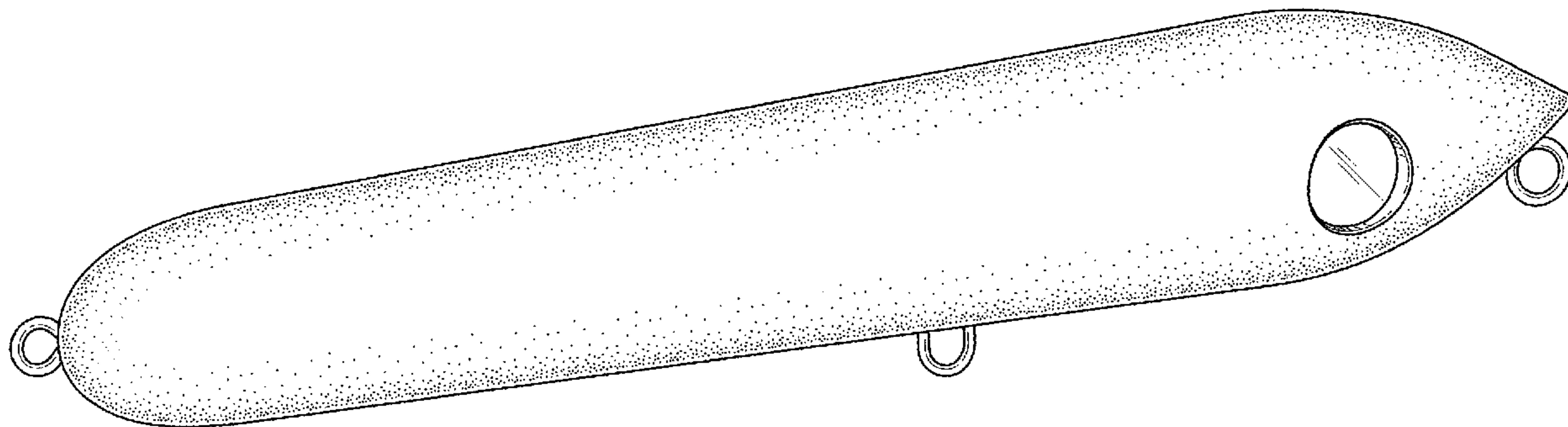
(57) **CLAIM**

The ornamental design for a fishing lure, as shown.

DESCRIPTION

FIG. 1 is a front isometric view of the fishing lure of the present invention;
FIG. 2 is a left-side view thereof;
FIG. 3 is a right side view thereof;
FIG. 4 is a top plan view thereof; and
FIG. 5 is a bottom plan view thereof.
FIG. 6 is a front view thereof; and,
FIG. 7 is rear view thereof.

1 Claim, 7 Drawing Sheets






FIG. 1

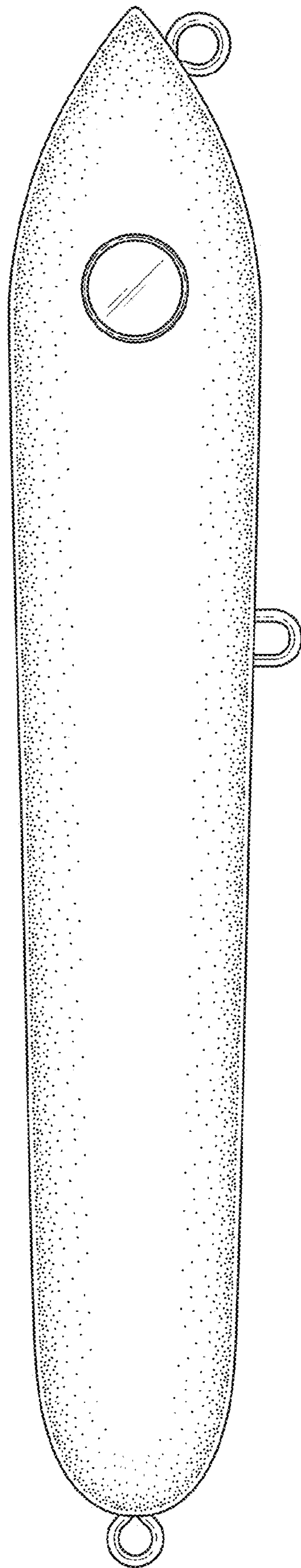


FIG. 2

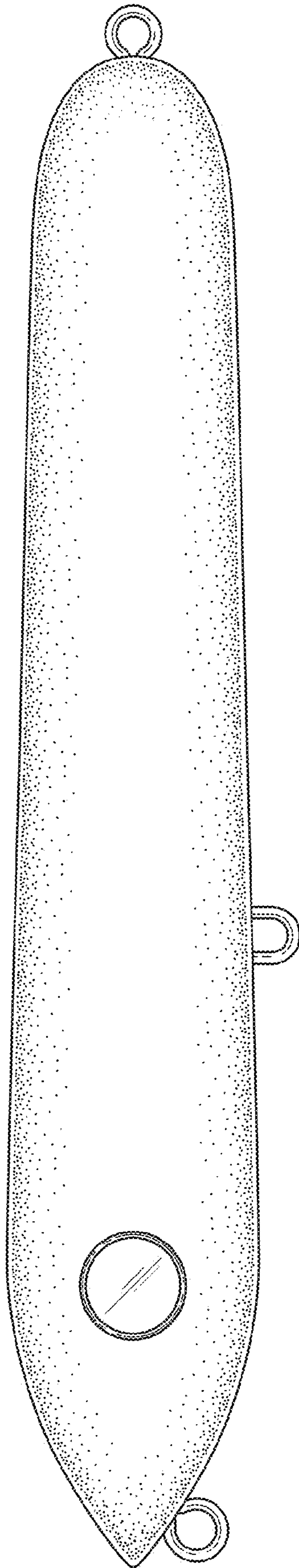


FIG. 3

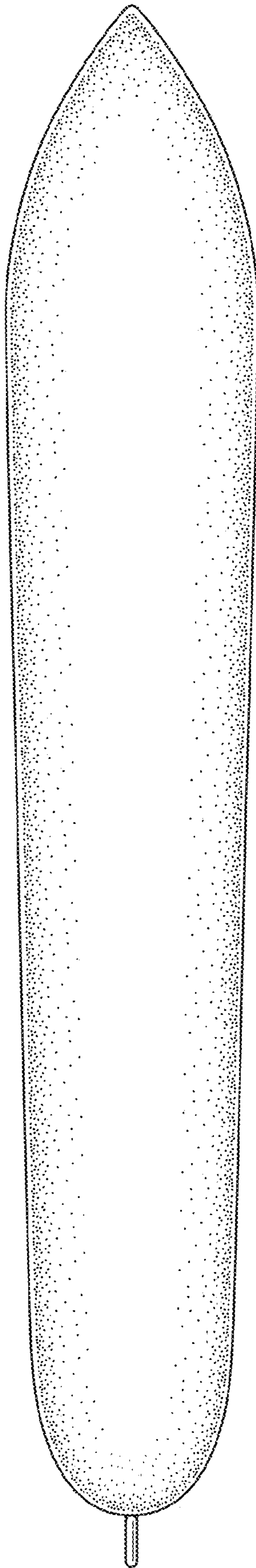


FIG. 4

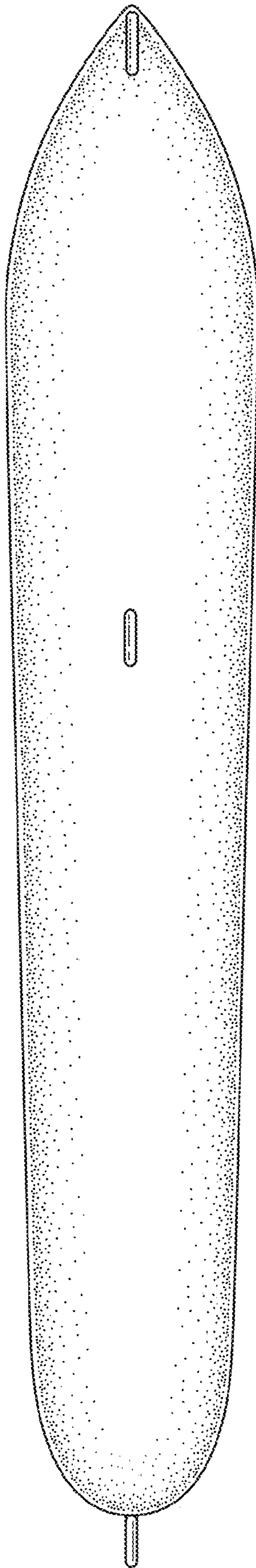


FIG. 5

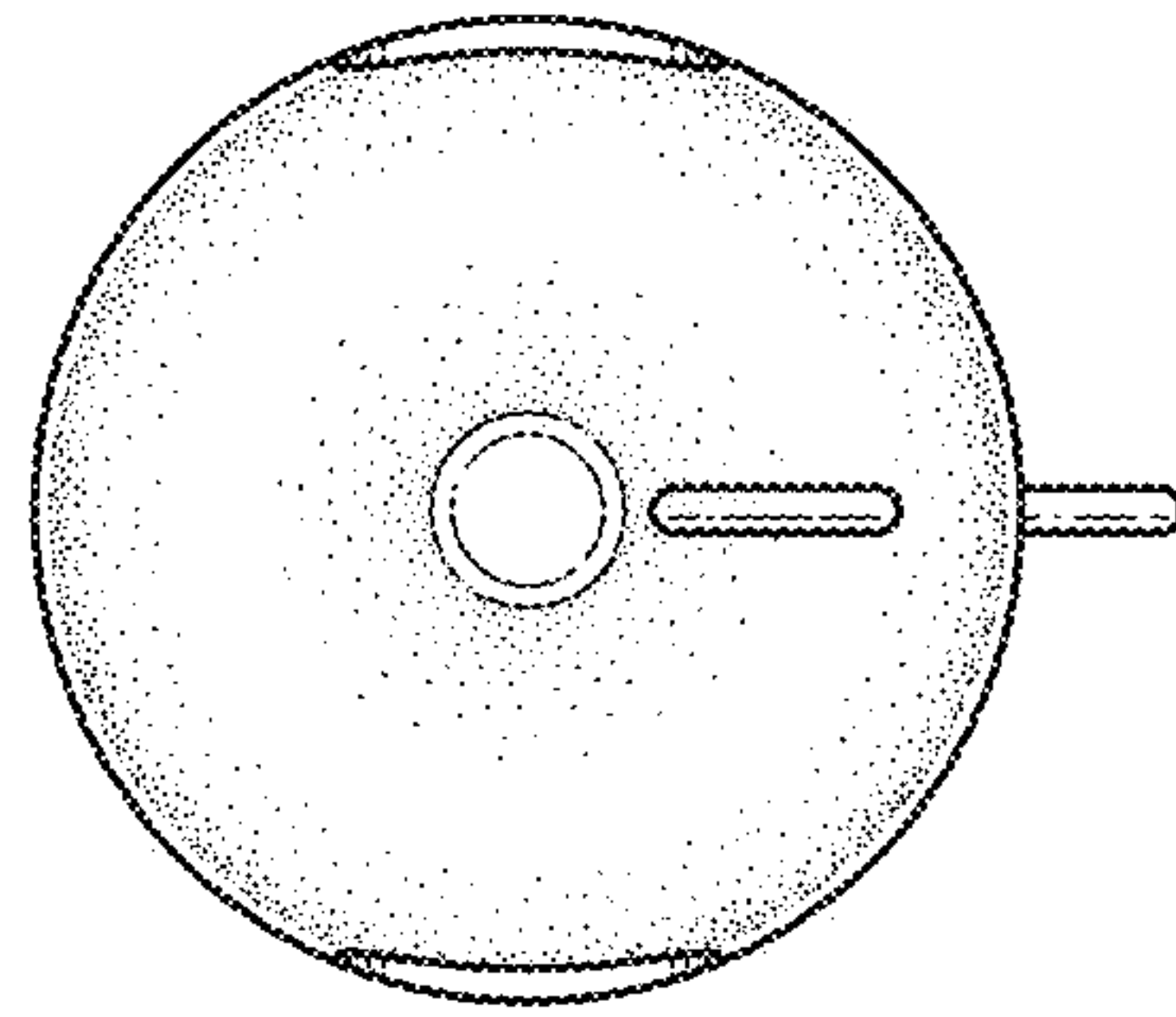


FIG. 6

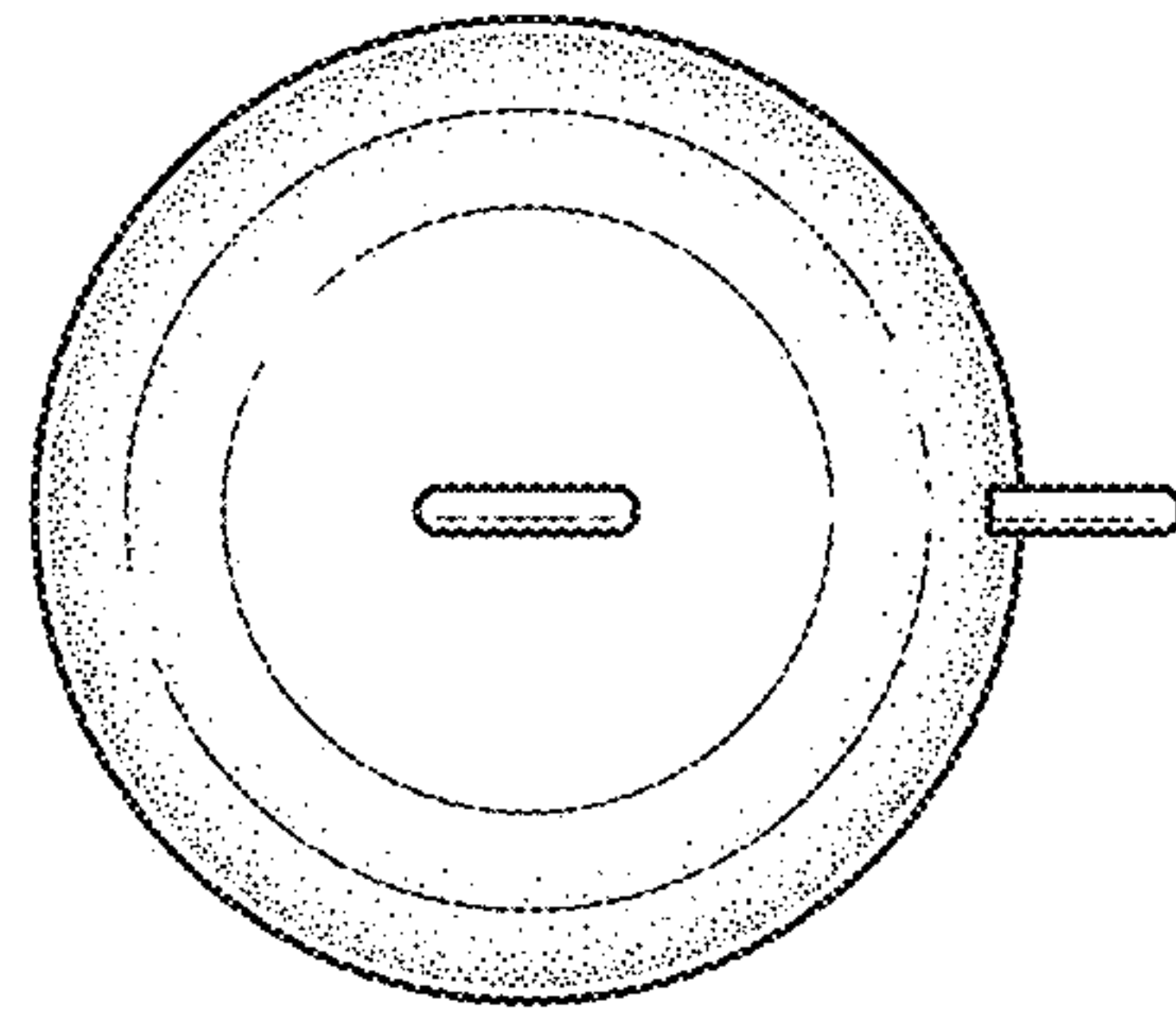


FIG. 7