



US00D899535S

(12) **United States Design Patent**  
**Pack et al.**

(10) **Patent No.:** **US D899,535 S**

(45) **Date of Patent:** **\*\* Oct. 20, 2020**

(54) **TRAINING DEVICE**

(71) Applicants: **Michael Pack**, Roswell, GA (US);  
**Charles Pack**, Roswell, GA (US)

(72) Inventors: **Michael Pack**, Roswell, GA (US);  
**Charles Pack**, Roswell, GA (US)

(\*\*) Term: **15 Years**

(21) Appl. No.: **29/630,482**

(22) Filed: **Dec. 21, 2017**

**Related U.S. Application Data**

(63) Continuation of application No. 15/832,231, filed on  
Dec. 5, 2017.

(51) **LOC (12) Cl.** ..... **21-02**

(52) **U.S. Cl.**  
USPC ..... **D21/686**; D21/694

(58) **Field of Classification Search**  
USPC ..... D6/656.1, 552, 549, 548, 349, 661.1;  
D21/827, 826, 797, 694, 691, 690, 686,  
D21/679, 673, 665, 662; 482/96, 95, 94,  
482/93, 92, 87, 8, 77, 41, 40, 38, 36, 35,  
482/2, 148, 147, 144, 142, 141, 140, 135,  
(Continued)

(56) **References Cited**

**U.S. PATENT DOCUMENTS**

1,410,149 A \* 3/1922 Williams ..... A63B 1/00  
482/38  
D269,691 S \* 7/1983 Ornstein ..... D21/691  
(Continued)

**OTHER PUBLICATIONS**

Powerstickz by Powerstickz dated Jul. 21, 2018. Found online [Feb.  
26, 2020] [https://www.youtube.com/watch?v=nB-HDy7Cozw.\\*](https://www.youtube.com/watch?v=nB-HDy7Cozw.*)

(Continued)

*Primary Examiner* — Ryan Harvey

(74) *Attorney, Agent, or Firm* — Ballard Spahr LLP

(57) **CLAIM**

The ornamental design for a training device, as shown and  
described.

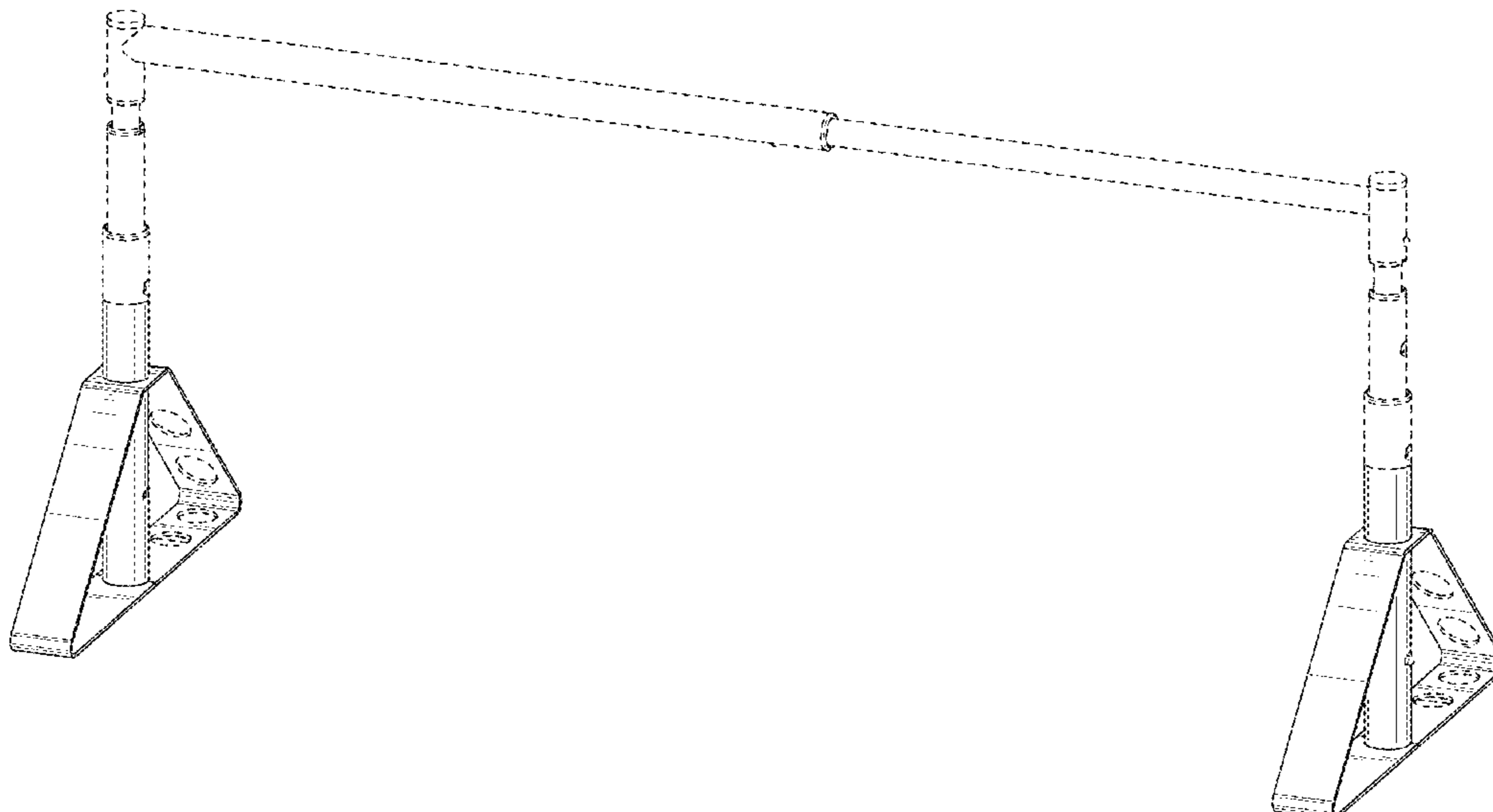
**DESCRIPTION**

FIG. 1 is a front perspective view of a training device  
showing our new design;  
FIG. 2 is a top perspective view of the training device of  
FIG. 1;  
FIG. 3 is a bottom perspective view of the training device of  
FIG. 1;  
FIG. 4 is a right side perspective view of the training device  
of FIG. 1;  
FIG. 5 is a left side perspective view of the training device  
of FIG. 1;  
FIG. 6 is a front elevational view of the training device of  
FIG. 1;  
FIG. 7 is a rear elevational view of the training device of  
FIG. 1;  
FIG. 8 is a right side elevational view of the training device  
of FIG. 1;  
FIG. 9 is a left side elevational view of the training device  
of FIG. 1;  
FIG. 10 is a top plan view of the training device of FIG. 1;  
and,  
FIG. 11 is a bottom plan view of the training device of FIG.  
1.

The broken lines having consistent short dash lengths (dash-  
dash-dash), shown on the training device in FIGS. 1-11,  
form no part of the claimed design.

The broken lines having variable dash lengths (long dash—  
short dash—long dash) shown on the training device in  
FIGS. 1-11 are boundary lines representing a boundary of  
the claimed design.

**1 Claim, 10 Drawing Sheets**



(58) **Field of Classification Search**

USPC ..... 482/133, 132, 130, 128, 104, 101, 34;  
 472/136, 118; D14/188; 47/78  
 CPC ..... A63B 21/4035; A63B 23/0211; A63B  
 21/4047; A63B 21/0628; A63B 21/0552;  
 A63B 23/12; A63B 23/1236; A63B  
 69/0071; A63B 2243/0037; A63B 63/083  
 See application file for complete search history.

(56) **References Cited**

U.S. PATENT DOCUMENTS

4,406,450 A \* 9/1983 Regan ..... A63B 3/00  
 482/41  
 D279,911 S \* 7/1985 Thompson ..... 273/395  
 4,854,573 A \* 8/1989 Johannson ..... A63B 23/12  
 482/141  
 D308,555 S \* 6/1990 Hermen ..... D21/699  
 D345,468 S \* 3/1994 McVicker ..... D6/349  
 D352,191 S \* 11/1994 Zorian ..... D6/661.1  
 D355,005 S \* 1/1995 Voohanel, Jr. .... D21/691  
 5,752,341 A \* 5/1998 Goldfarb ..... A01G 9/12  
 47/47  
 D432,603 S \* 10/2000 Bullard, Jr. .... D21/662  
 D438,858 S \* 3/2001 del Castillo ..... D14/188  
 D487,124 S \* 2/2004 Toniolo ..... D21/691  
 D562,016 S \* 2/2008 Tomasch ..... D6/349  
 7,780,575 B1 \* 8/2010 Goodwin, III ..... A63B 1/00  
 482/34  
 8,075,425 B2 \* 12/2011 Conwright ..... A63B 69/0071  
 473/422  
 8,079,915 B2 \* 12/2011 Spencer ..... A63G 9/00  
 472/118  
 D707,775 S \* 6/2014 May ..... D21/398  
 D750,719 S \* 3/2016 Holland ..... D21/800  
 D764,607 S \* 8/2016 Beckford ..... D21/679  
 9,504,866 B2 \* 11/2016 Peralo ..... A63B 21/4035  
 D786,380 S \* 5/2017 Chang ..... D21/800  
 9,675,829 B1 6/2017 Katz  
 D833,547 S \* 11/2018 Weber ..... D21/699  
 D834,669 S \* 11/2018 Goodman ..... D21/781  
 D843,520 S \* 3/2019 Thompson ..... D21/691  
 D844,078 S \* 3/2019 Salomone ..... D21/691  
 D846,664 S \* 4/2019 Martinez ..... D21/662  
 10,500,465 B1 \* 12/2019 Panaia ..... A63B 69/0071  
 2005/0130806 A1 \* 6/2005 Lopez ..... A63B 21/00047  
 482/38

2007/0249434 A1 10/2007 Starr  
 2008/0293519 A1 \* 11/2008 Im ..... A63B 61/00  
 473/421  
 2009/0158572 A1 6/2009 Connerley et al.  
 2011/0294606 A1 \* 12/2011 Llyod ..... A63B 69/0071  
 473/422  
 2013/0143694 A1 \* 6/2013 Conwright ..... A63B 69/0071  
 473/447  
 2013/0237394 A1 \* 9/2013 Fowler ..... A63B 17/00  
 482/142  
 2014/0371040 A1 \* 12/2014 Vasquez ..... A63B 1/00  
 482/132  
 2015/0126335 A1 \* 5/2015 Gilson ..... A63B 1/00  
 482/38  
 2016/0129302 A1 \* 5/2016 Vallo ..... A61H 15/00  
 482/132  
 2017/0072260 A1 3/2017 Jackson  
 2017/0252622 A1 9/2017 Ross  
 2018/0056116 A1 3/2018 Le Nguyen  
 2018/0104558 A1 \* 4/2018 Sweeney ..... A63B 71/023

OTHER PUBLICATIONS

Response to Final Office Action and Request for Continued Examination (RCE) was dated May 9, 2019 to the U.S. Appl. No. 15/832,231, filed Dec. 5, 2017 and published as US 2018/0154234-A1 on Jun. 7, 2018 (Inventor—Pack et al.; (14 pages).  
 Non Final Office Action dated Jun. 26, 2019 by the U.S. Appl. No. 15/832,231, filed Dec. 5, 2017 and published as US 2018/0154234-A1 on Jun. 7, 2018 (Inventor—Pack et al.; (14 pages).  
 U.S. Appl. No. 62/430,073, filed Dec. 5, 2016, Michael Pack.  
 U.S. Appl. No. 62/585,146, filed Nov. 13, 2017, Michael Pack.  
 U.S. Appl. No. 15/832,231 (2018/0154234), filed Dec. 5, 2017 (Jun. 7, 2018), Michael Pack.  
 Final Office Action dated Feb. 13, 2019 by the U.S. Appl. No. 15/832,231, filed Dec. 5, 2017 and published as US 2018/0154234 on Jun. 7, 2018 (Inventor—Pack et al.; (31 pages).  
 Non-final Office Action dated Sep. 14, 2018 by the U.S. Appl. No. 15/832,231, filed Dec. 5, 2017 and published as US 2018/0154234 on Jun. 7, 2018 (Inventor—Michael Pack) (30 pages).  
 Final Rejection dated Dec. 4, 2019 by the USPTO for U.S. Appl. No. 15/832,231, filed Dec. 5, 2017 and published as US 2018/0154234 A1 on Jun. 7, 2018 (Inventor—Michael Pack) (17 pages).

\* cited by examiner

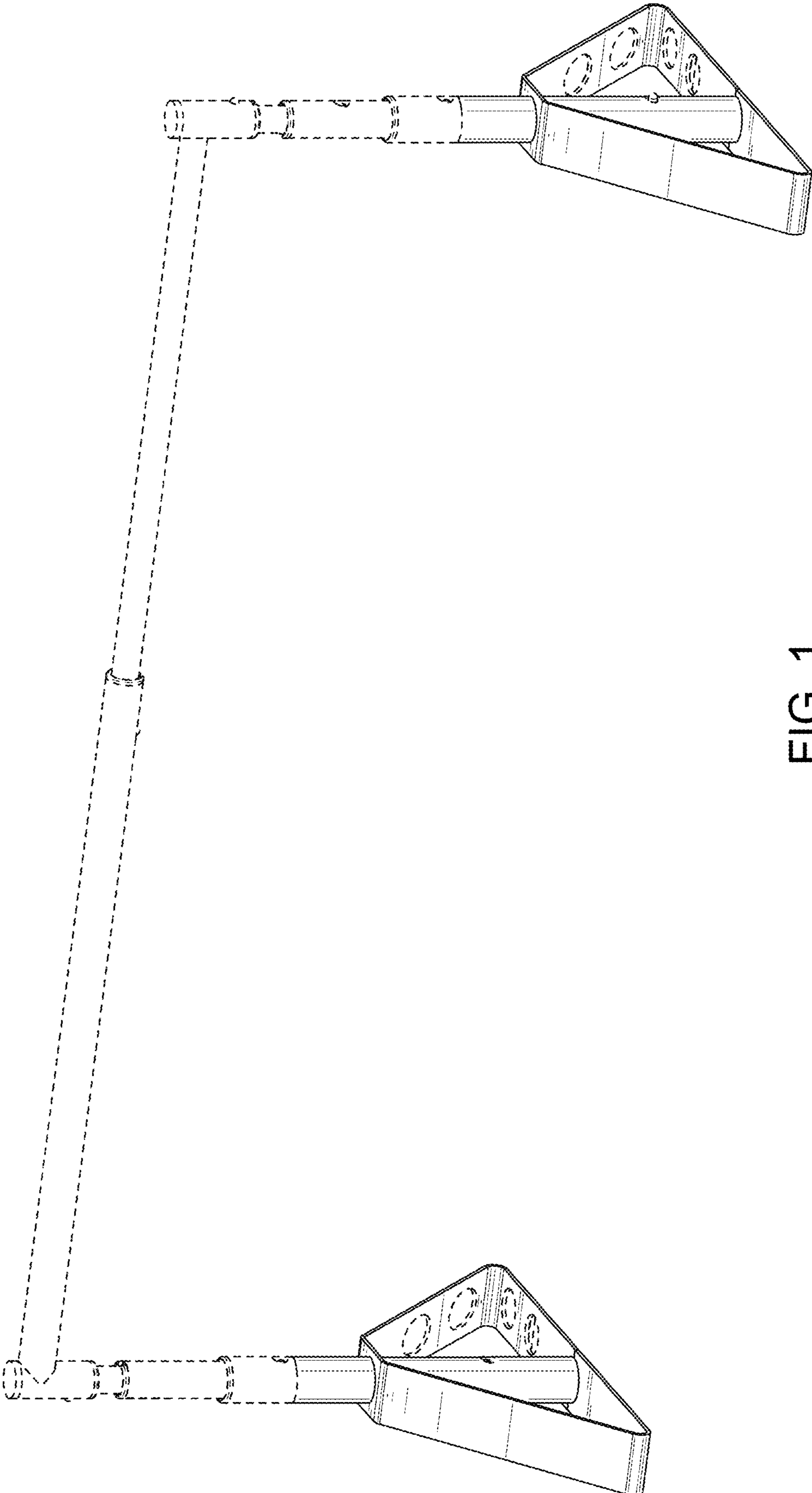


FIG. 1

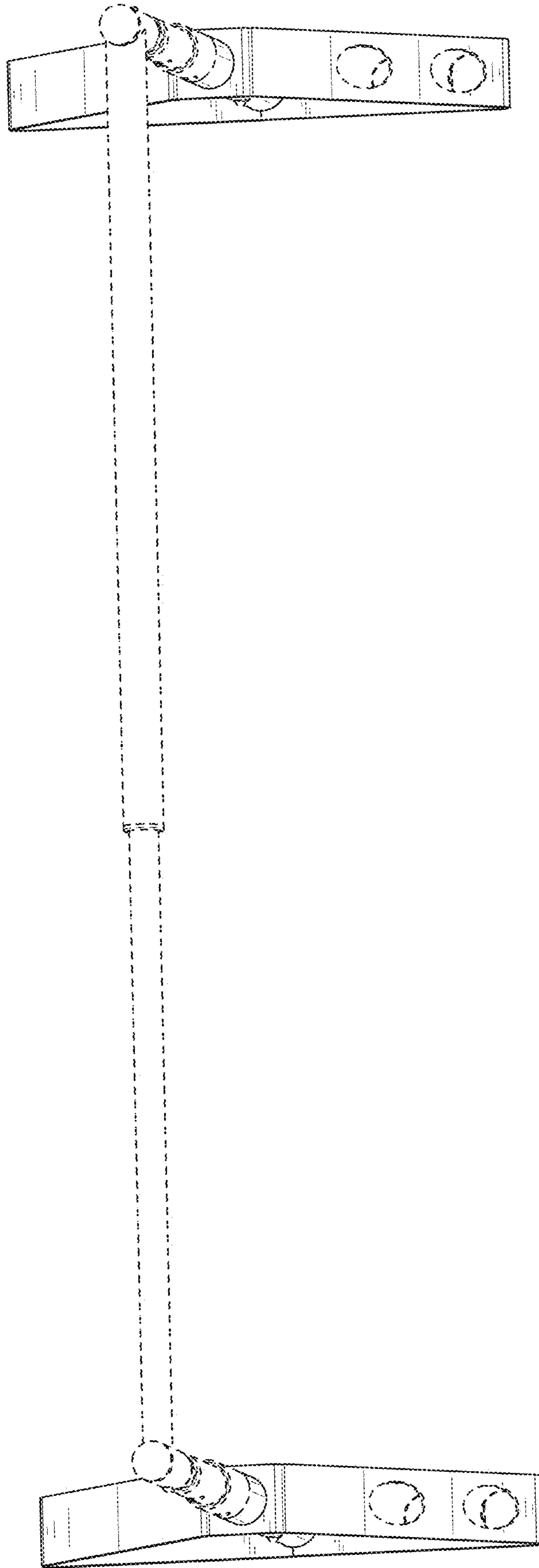


FIG. 2

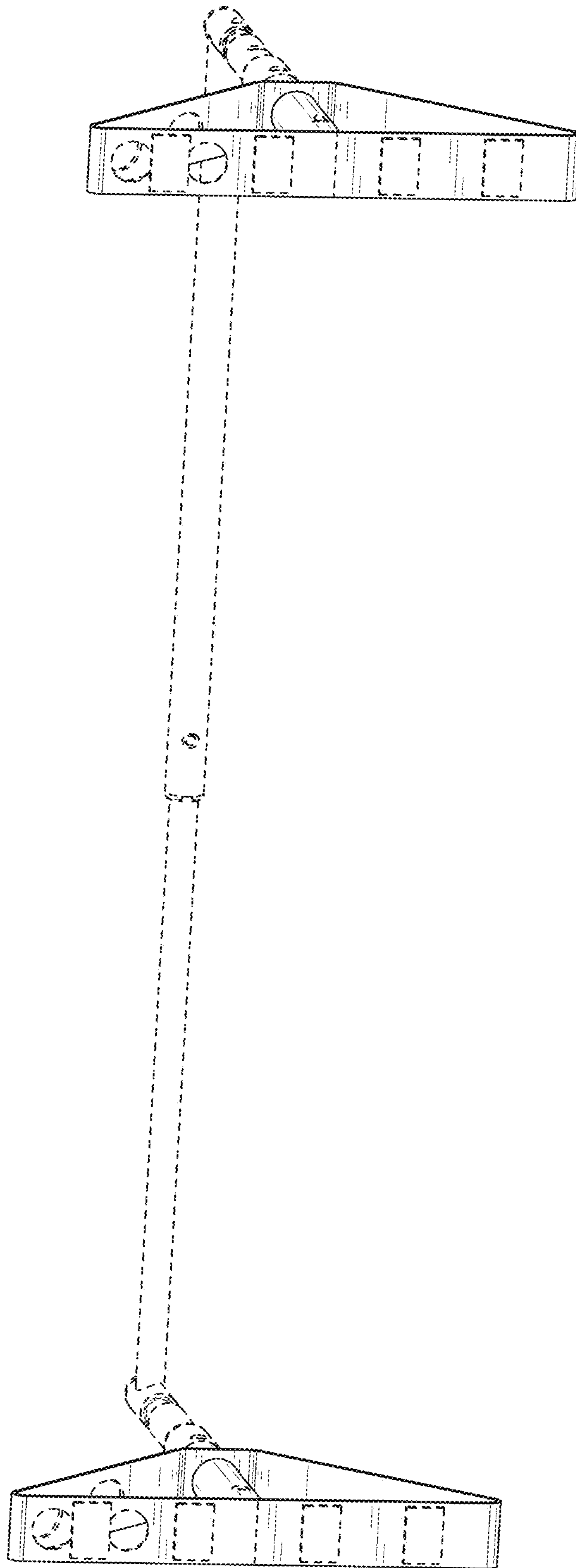


FIG. 3

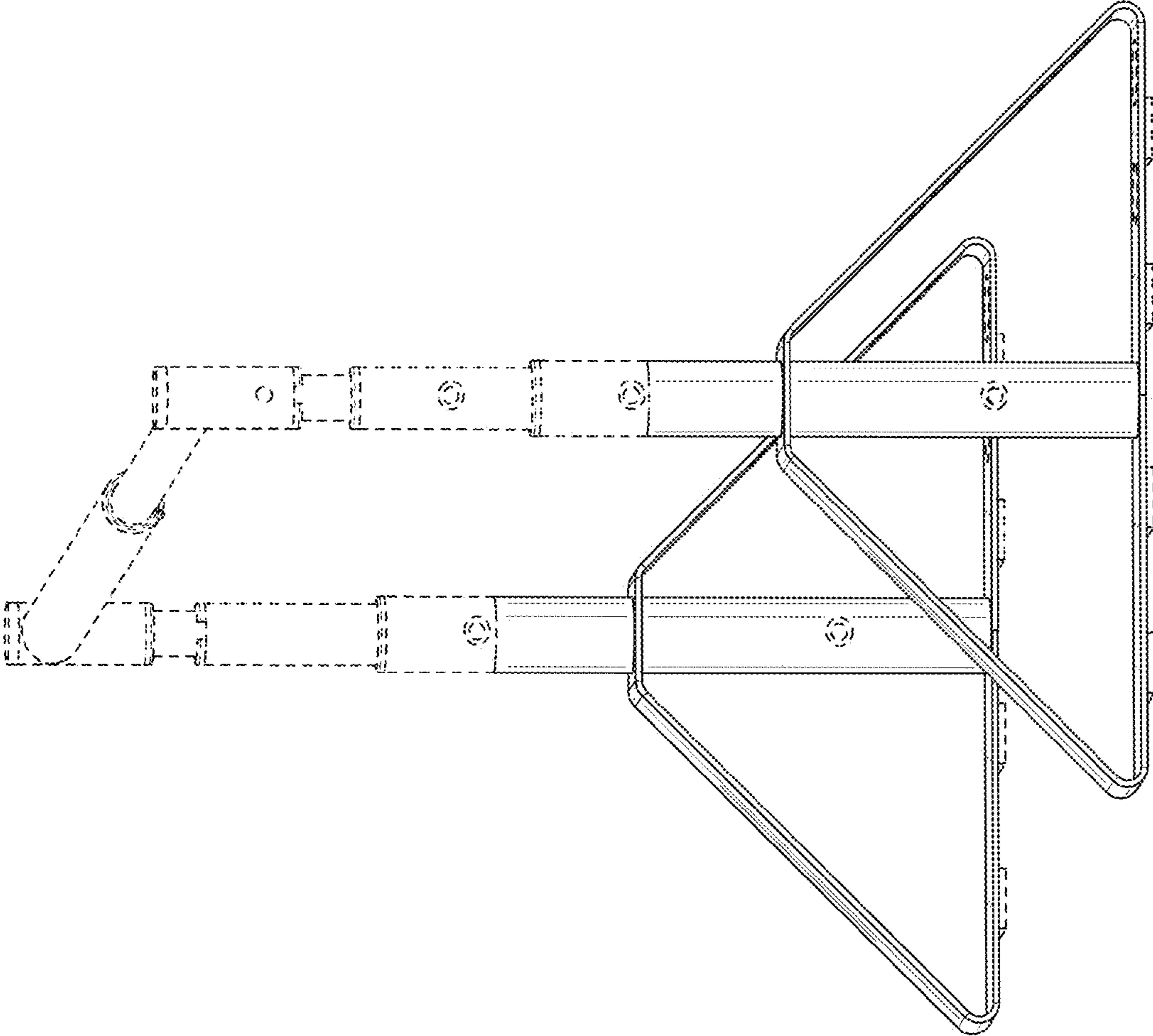


FIG. 4

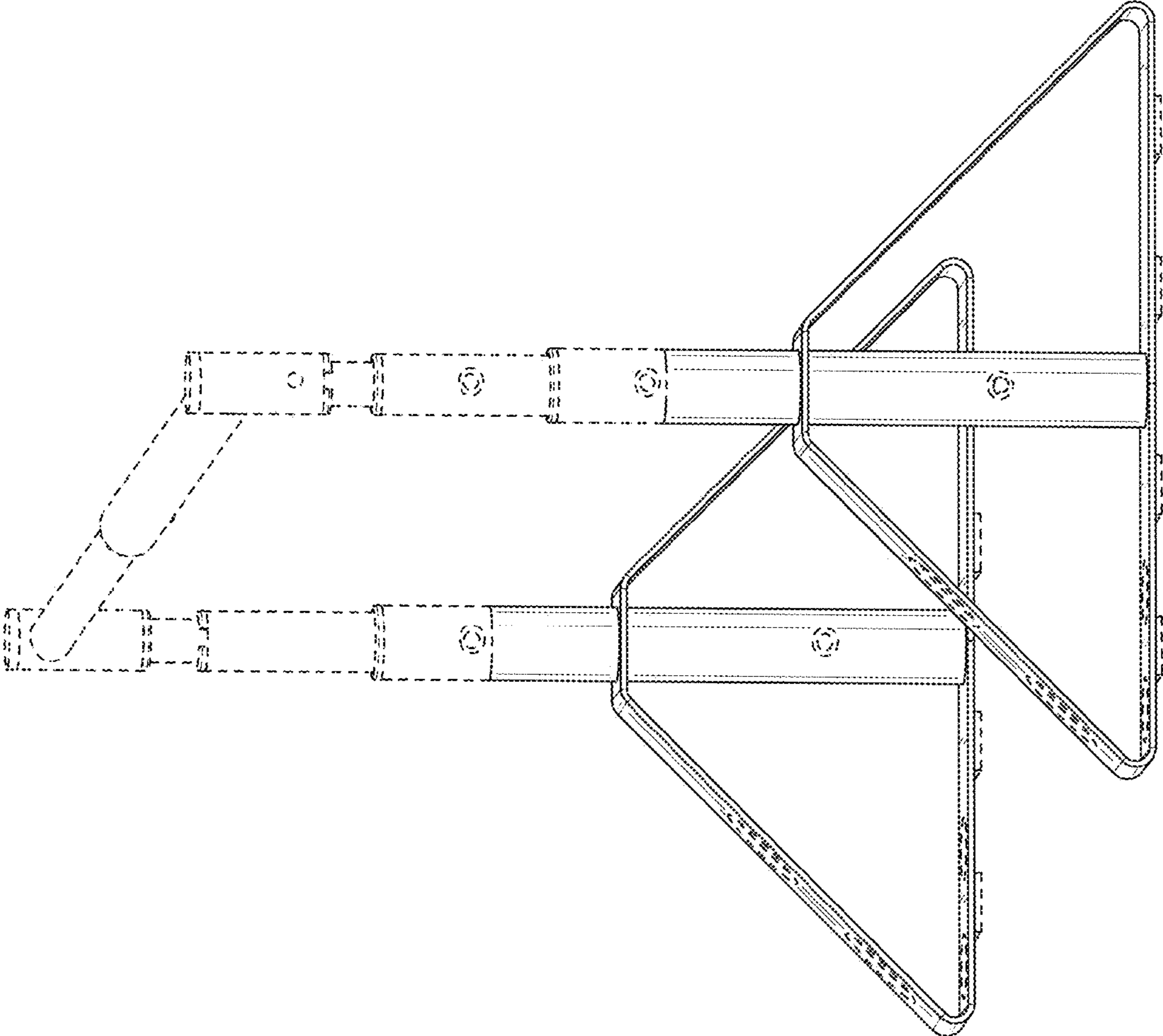


FIG. 5




FIG. 6






FIG. 7

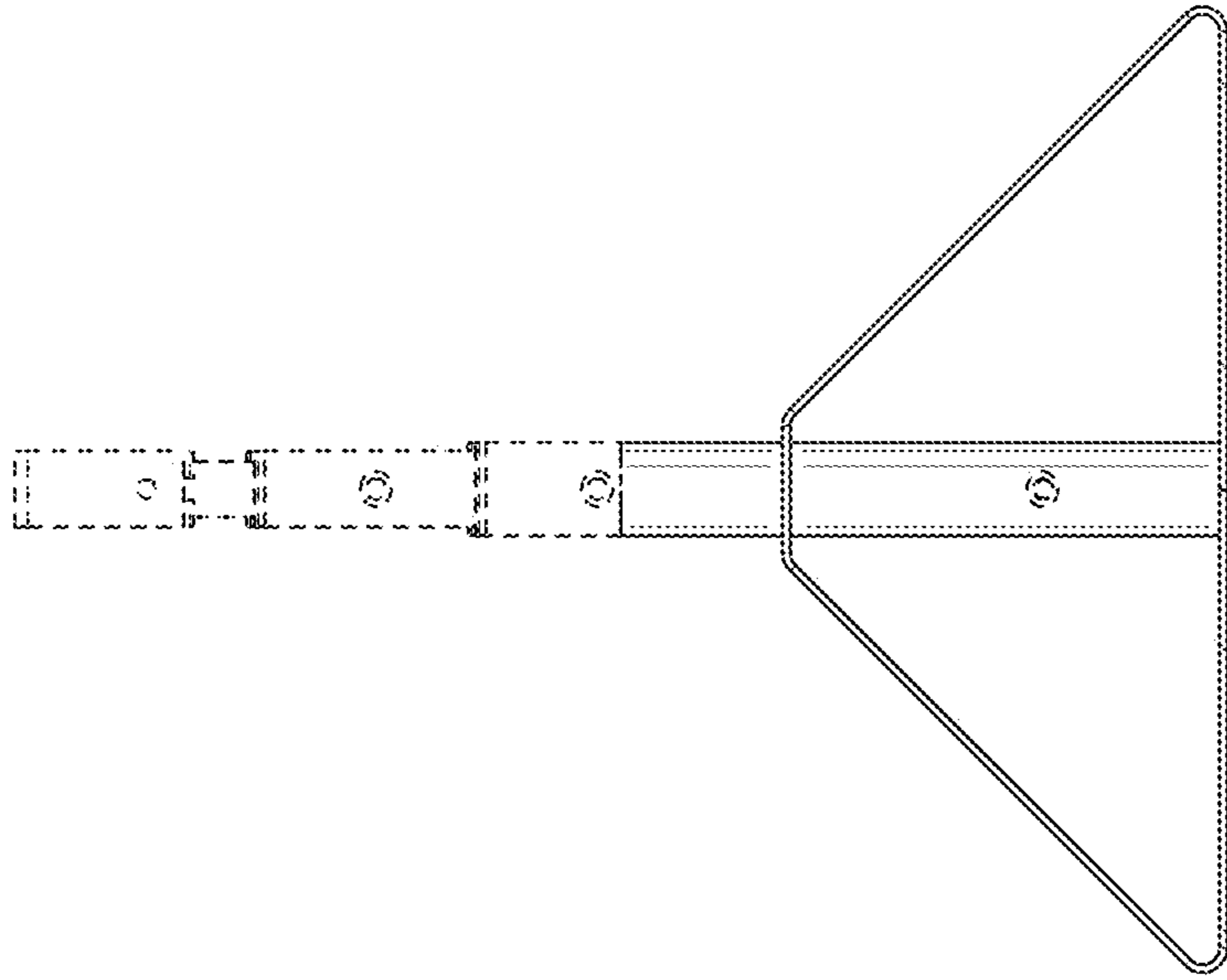


FIG. 9

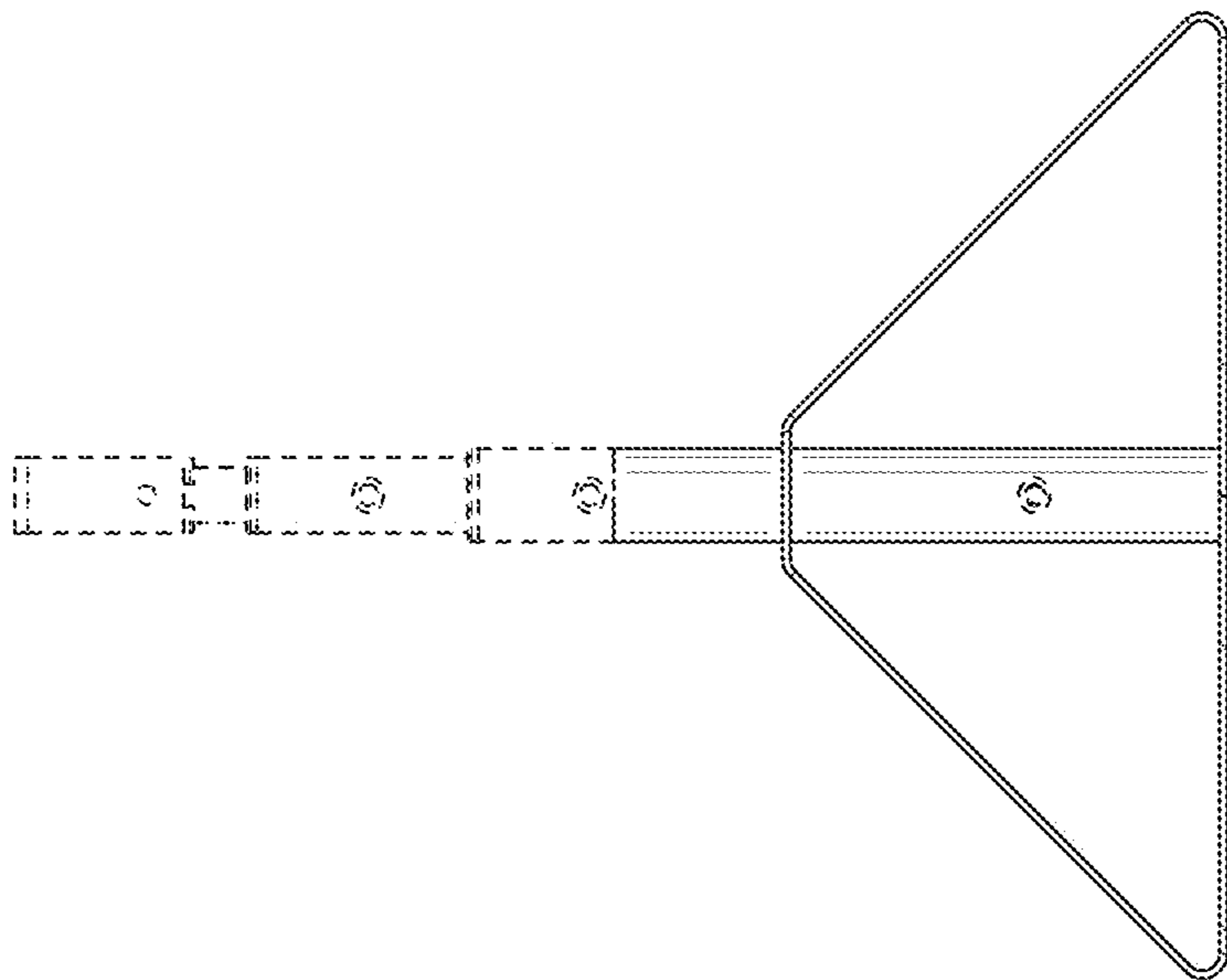


FIG. 8

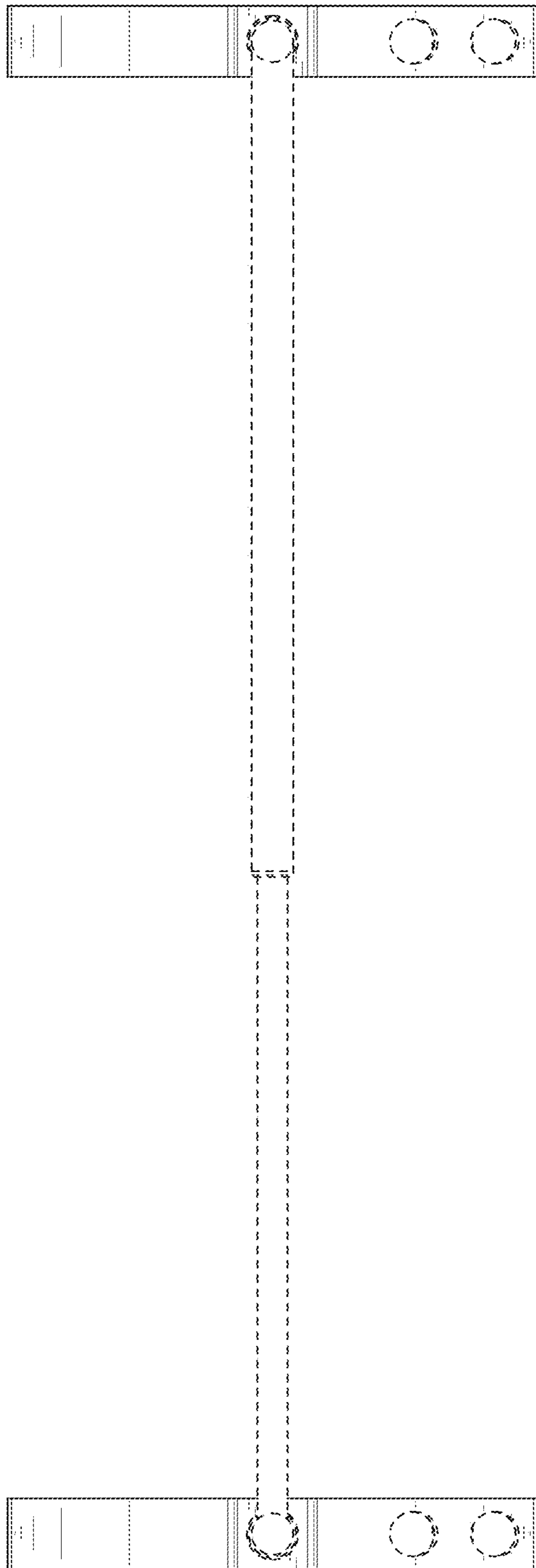


FIG. 10

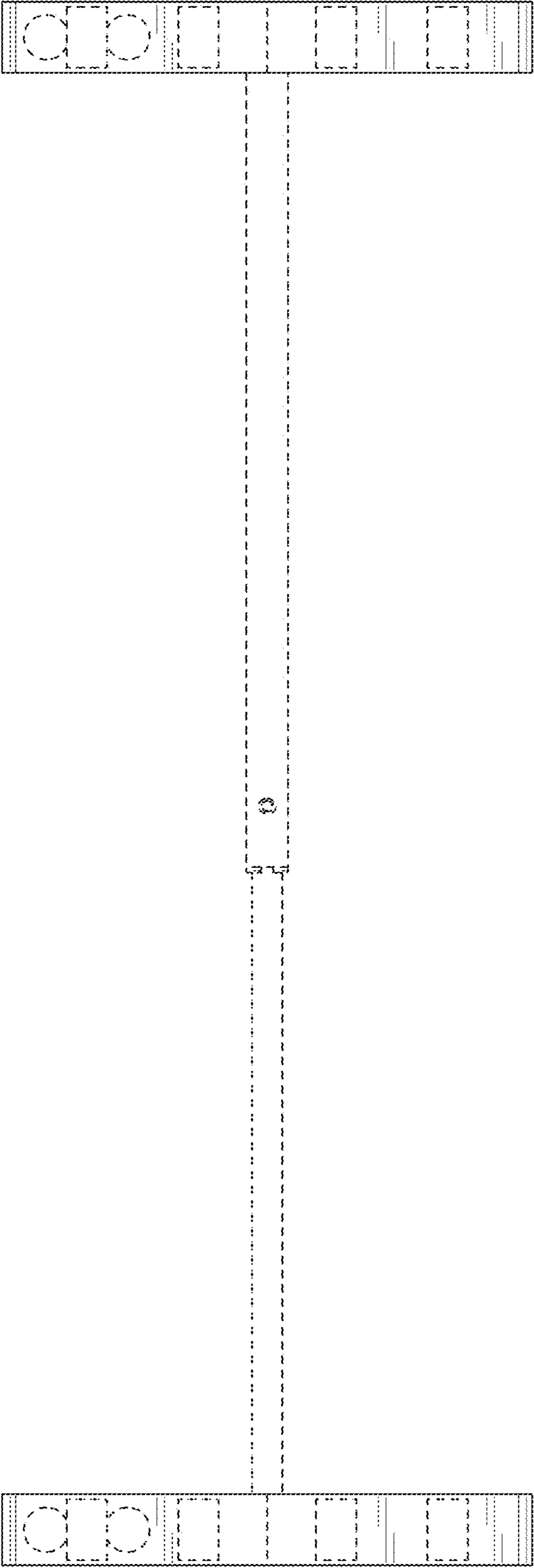


FIG. 11