



US00D899521S

(12) **United States Design Patent** (10) **Patent No.:** **US D899,521 S**
Li (45) **Date of Patent:** **** Oct. 20, 2020**

(54) **WRITING TABLET** D785,706 S * 5/2017 Hoch D19/113
D867,452 S 11/2019 Morris
(71) Applicant: **SHENZHEN TWO THOUSAND AND SIXTEEN TECHNOLOGY CO., LTD., Shenzhen (CN)** D872,800 S 1/2020 Kan
D889,542 S * 7/2020 Morris D19/113

(72) Inventor: **Ling Li, Shenzhen (CN)** * cited by examiner
Primary Examiner — Abraham Bahta
(74) *Attorney, Agent, or Firm* — Erson IP (Nelson IP)

(21) Appl. No.: **29/737,990**

(22) Filed: **Jun. 12, 2020**

(51) **LOC (12) Cl.** **19-06**

(52) **U.S. Cl.**
USPC **D19/113**

(58) **Field of Classification Search**
USPC D19/75, 91, 20–24, 113–114; D20/10, D20/39, 40–42; D25/140–141; D10/61; D6/310, 311, 643, 683
CPC B43L 1/00; B43L 1/008; B43L 1/08; B43L 1/04; B43L 5/00; B43L 5/02; G09F 1/12; G09F 15/00; G09F 15/0006; G09F 15/0068; G09F 15/0012; G09F 2007/1834; G09F 2007/1856
See application file for complete search history.

(56) **References Cited**

U.S. PATENT DOCUMENTS

D410,250 S * 5/1999 Robertson, Jr. D19/113
D442,631 S * 5/2001 Pfanner D19/27

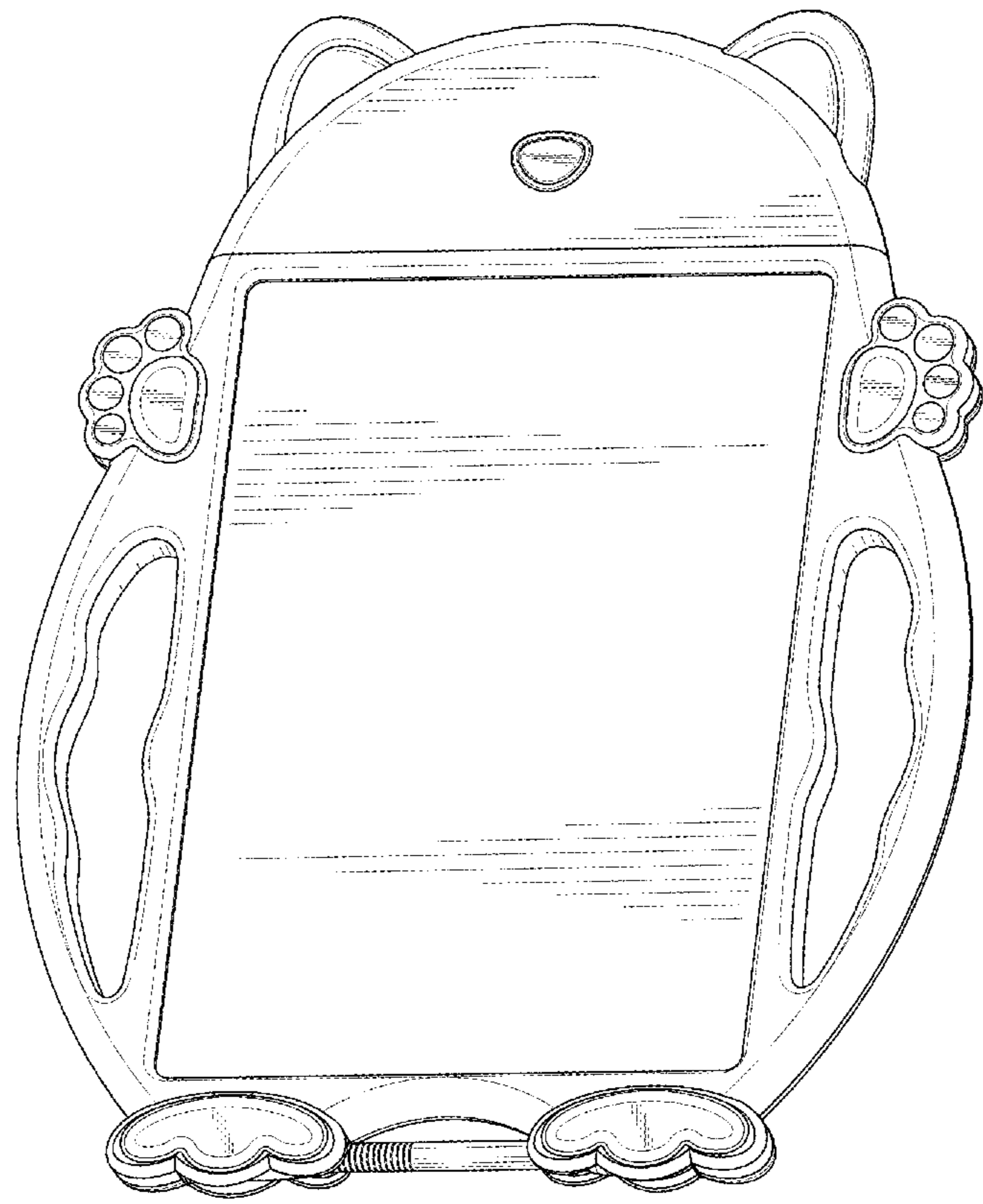
(57) **CLAIM**

The ornamental design for a writing tablet, as shown and described.

DESCRIPTION

FIG. 1 is a perspective view of a writing tablet showing my new design;
FIG. 2 is a front view thereof;
FIG. 3 is a rear view thereof;
FIG. 4 is a left side view thereof;
FIG. 5 is a right side view thereof;
FIG. 6 is a top plan view thereof; and,
FIG. 7 is a bottom plan, view thereof.
The broken lines in the figures illustrate portions of the writing tablet that form no part of the claimed design.

1 Claim, 7 Drawing Sheets



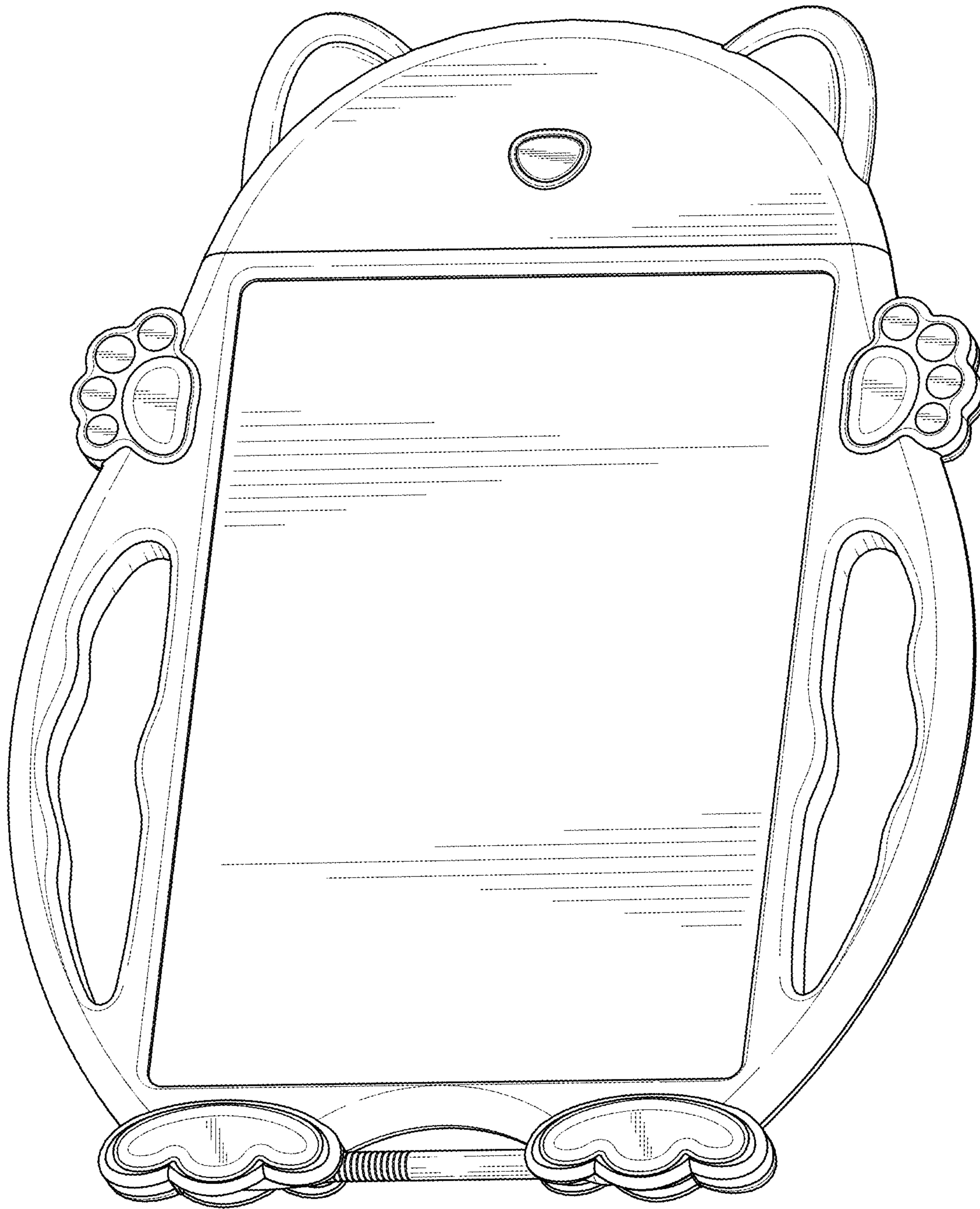


FIG. 1




FIG. 2




FIG. 3



FIG. 4

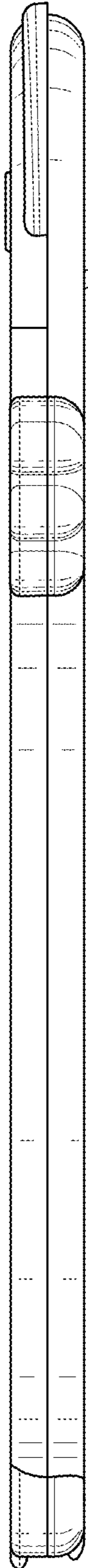


FIG. 5

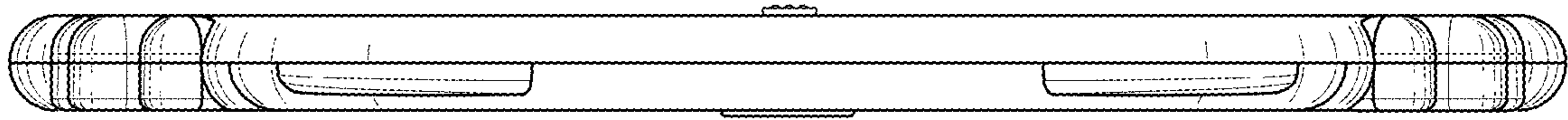


FIG. 6

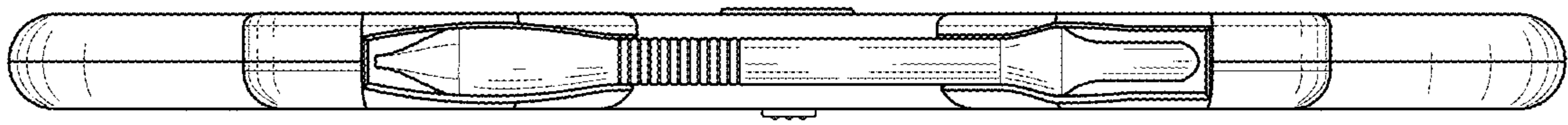


FIG. 7