



US00D899510S

(12) **United States Design Patent** (10) **Patent No.:** **US D899,510 S**
Yan (45) **Date of Patent:** **** Oct. 20, 2020**

(54) **EYEGLASSES TEMPLE TIP**
(71) Applicant: **SHENZHEN TOP OPTIC CO., LTD,**
Shenzhen (CN)
(72) Inventor: **DaPeng Yan,** Shenzhen (CN)
(**) Term: **15 Years**

D364,636 S * 11/1995 Chang D16/306
D477,835 S * 7/2003 Liu D16/339
D635,559 S 4/2011 Rye et al.
D643,418 S 8/2011 Lee et al.
D842,923 S * 3/2019 Guglielmino D16/335
D850,417 S 6/2019 Yang
2017/0371177 A1* 12/2017 Yribarren G02C 5/143

(21) Appl. No.: **29/727,732**
(22) Filed: **Mar. 12, 2020**
(51) **LOC (12) Cl.** **16-06**
(52) **U.S. Cl.**
USPC **D16/338**
(58) **Field of Classification Search**
USPC D16/101, 300, 301, 303, 310, 311, 312,
D16/313-316, 319, 320, 325-326, 328,
D16/329, 330, 331, 332, 334, 335, 340,
D16/341, 342, 318, 321, 338, 337, 339;
D29/109-110; D14/372; 351/41, 44,
351/45-48, 51-52, 62, 158, 92, 103-123,
351/140-153, 63, 59
CPC ... G02C 1/00; G02C 1/02; G02C 1/04; G02C
1/06; G02C 5/02; G02C 5/04; G02C
5/08; G02C 5/12; G02C 5/22; G02C
9/00; G02C 9/02; G02C 9/04; G02C
11/00; G02C 11/02; G02C 2200/00;
G02C 2200/02; A63B 33/00; A63B
33/002; G02B 27/2228
See application file for complete search history.

OTHER PUBLICATIONS

LZSDLP Silicone Temple Tips, Year:2020, [online], [site visited Jul. 8, 2020]. Available from Internet, <URL: <https://www.amazon.com/Eyeglasses-Anti-Slip-Retainers-Spectacle-Sunglasses/dp/B0869369SK?th=1>> (Year: 2020).*

Ring of Friendship! Star Donuts, Mar. 31, 2019, [online], [site visited Jul. 8, 2020]. Available from Internet, <URL: <https://prettycure.fandom.com/wiki/STPC09>> (Year: 2019).*

* cited by examiner

Primary Examiner — Sanjeev Paul
(74) *Attorney, Agent, or Firm* — HYIP

(57) **CLAIM**

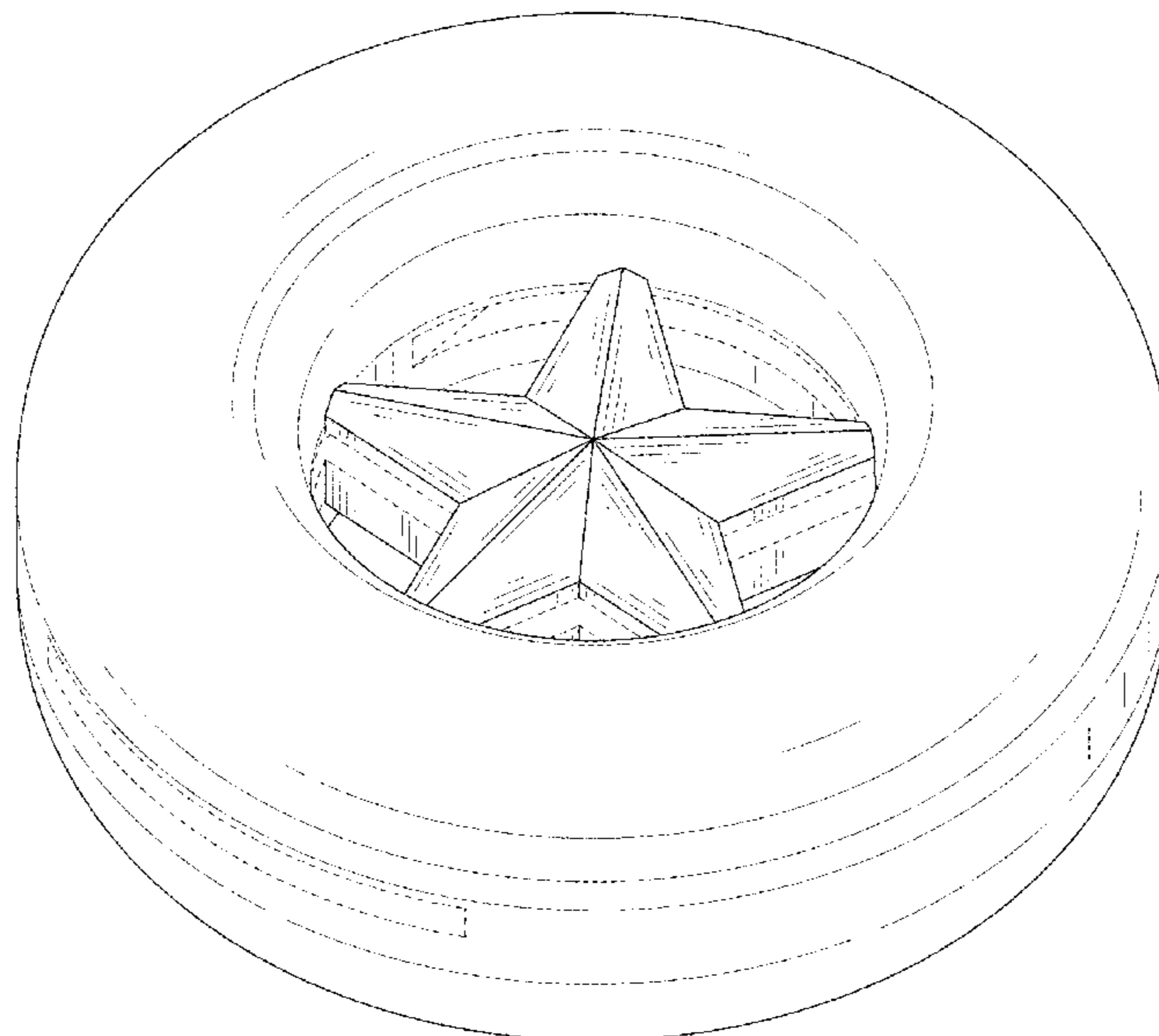
The ornamental design for an eyeglasses temple tip, as shown and described.

DESCRIPTION

FIG. 1 is a perspective view of an eyeglasses temple tip showing my new design;
FIG. 2 is a front view thereof;
FIG. 3 is a back view thereof;
FIG. 4 is a left side view thereof;
FIG. 5 is a right side view thereof;
FIG. 6 is a top view thereof; and,
FIG. 7 is a bottom view thereof.
The broken lines shown in the drawings depict portions of the eyeglasses temple tip in which the design is embodied that form no part of the claimed design.

1 Claim, 7 Drawing Sheets

(56) **References Cited**
U.S. PATENT DOCUMENTS
1,988,423 A * 1/1935 Rohrback G02C 5/00
351/123
D97,957 S * 12/1935 Reynolds D16/335
5,054,903 A * 10/1991 Jannard G02C 3/003
351/111
D342,081 S * 12/1993 Fynan D16/335



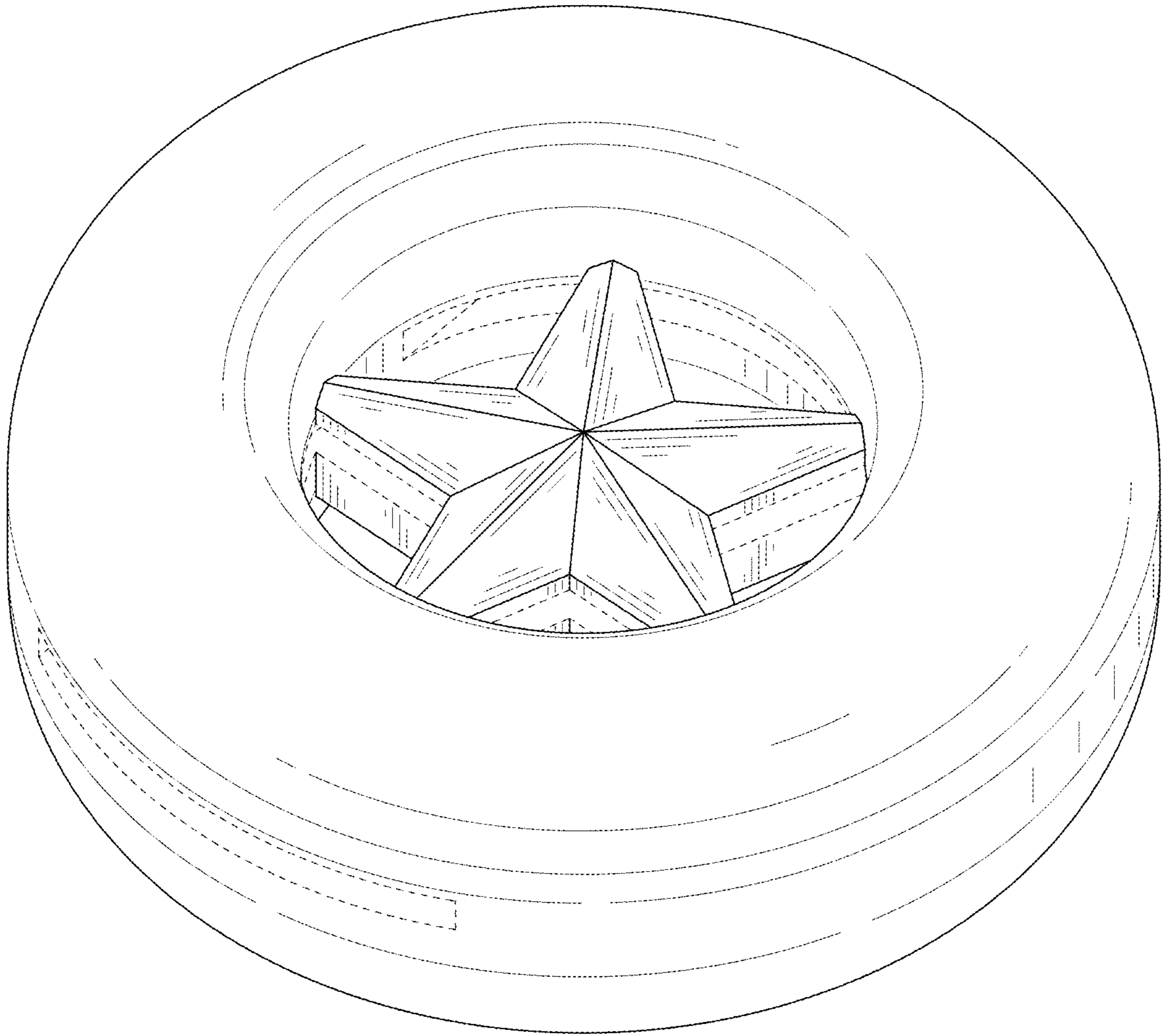


FIG. 1

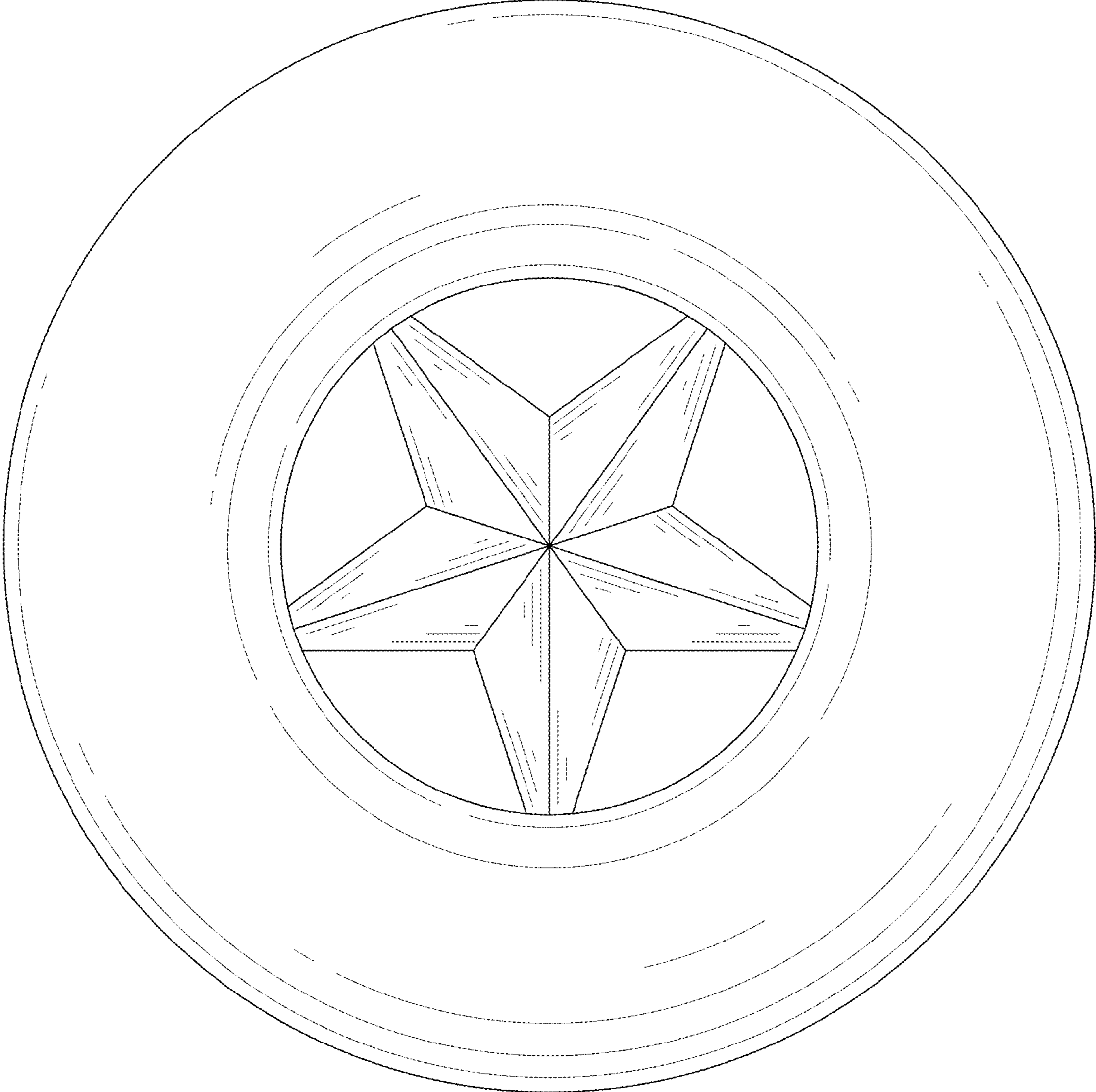


FIG. 2

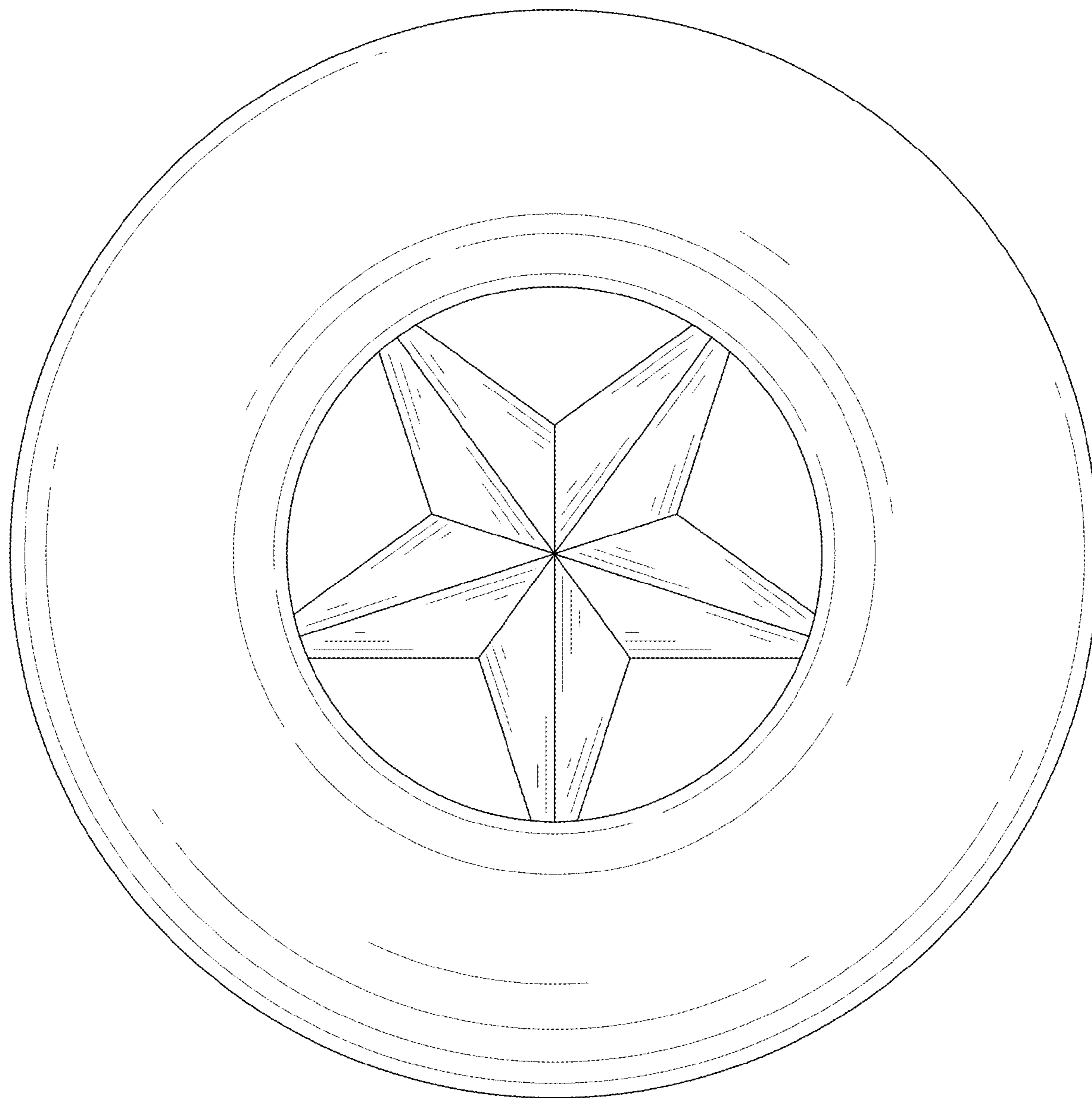


FIG. 3




FIG. 4




FIG. 5




FIG. 6




FIG. 7