



US00D899410S

(12) **United States Design Patent** (10) **Patent No.:** **US D899,410 S**  
**Xu et al.** (45) **Date of Patent:** **\*\* Oct. 20, 2020**

(54) **MOBILE PHONE**  
(71) Applicant: **HUAWEI TECHNOLOGIES CO., LTD.**, Shenzhen (CN)  
(72) Inventors: **Ting Xu**, Shanghai (CN); **Liang Chang**, Shanghai (CN); **Yang Wan**, Paris (FR); **Haibo Luo**, Shanghai (CN)  
(73) Assignee: **HUAWEI TECHNOLOGIES CO., LTD.**, Shenzhen (CN)  
(\*\*) Term: **15 Years**

D765,624 S \* 9/2016 Kim ..... D14/248  
D768,634 S \* 10/2016 Akana ..... D14/432  
D782,537 S \* 3/2017 Akana ..... D14/496  
D798,259 S 9/2017 Seo et al.  
D806,705 S \* 1/2018 Akana ..... D14/341  
D817,912 S \* 5/2018 Choi ..... D14/138 G  
D831,015 S \* 10/2018 Choe ..... D14/248  
D831,625 S \* 10/2018 Cho ..... D14/248  
D834,552 S \* 11/2018 Ryu ..... D14/138 G  
D849,707 S \* 5/2019 Choi ..... D14/138 G  
D850,402 S \* 6/2019 Cho ..... D14/138 G  
D856,958 S \* 8/2019 Seo ..... D14/138 G  
D856,959 S \* 8/2019 Seo ..... D14/138 G  
D859,345 S \* 9/2019 Seo ..... D14/138 G

(Continued)

(21) Appl. No.: **29/678,377**  
(22) Filed: **Jan. 28, 2019**  
(30) **Foreign Application Priority Data**  
Jul. 28, 2018 (CN) ..... 2018 3 0413500  
(51) **LOC (12) Cl.** ..... **14-03**  
(52) **U.S. Cl.**  
USPC ..... **D14/248**; D14/138 C  
(58) **Field of Classification Search**  
USPC ..... D14/138 G, 248, 341, 371, 374, 138 R,  
D14/138 AA, 138 AB, 138 AC, 138 AD,  
D14/138 C, 247  
CPC .... H04M 1/02; H04M 1/0279; H04M 1/0202;  
H04M 1/0283; H04M 1/0268  
See application file for complete search history.

**FOREIGN PATENT DOCUMENTS**

CN 303181271 \* 4/2015  
CN 303792992 S 8/2016

(Continued)

*Primary Examiner* — Bridget L Eland  
(74) *Attorney, Agent, or Firm* — Kilpatrick Townsend & Stockton LLP

(57) **CLAIM**

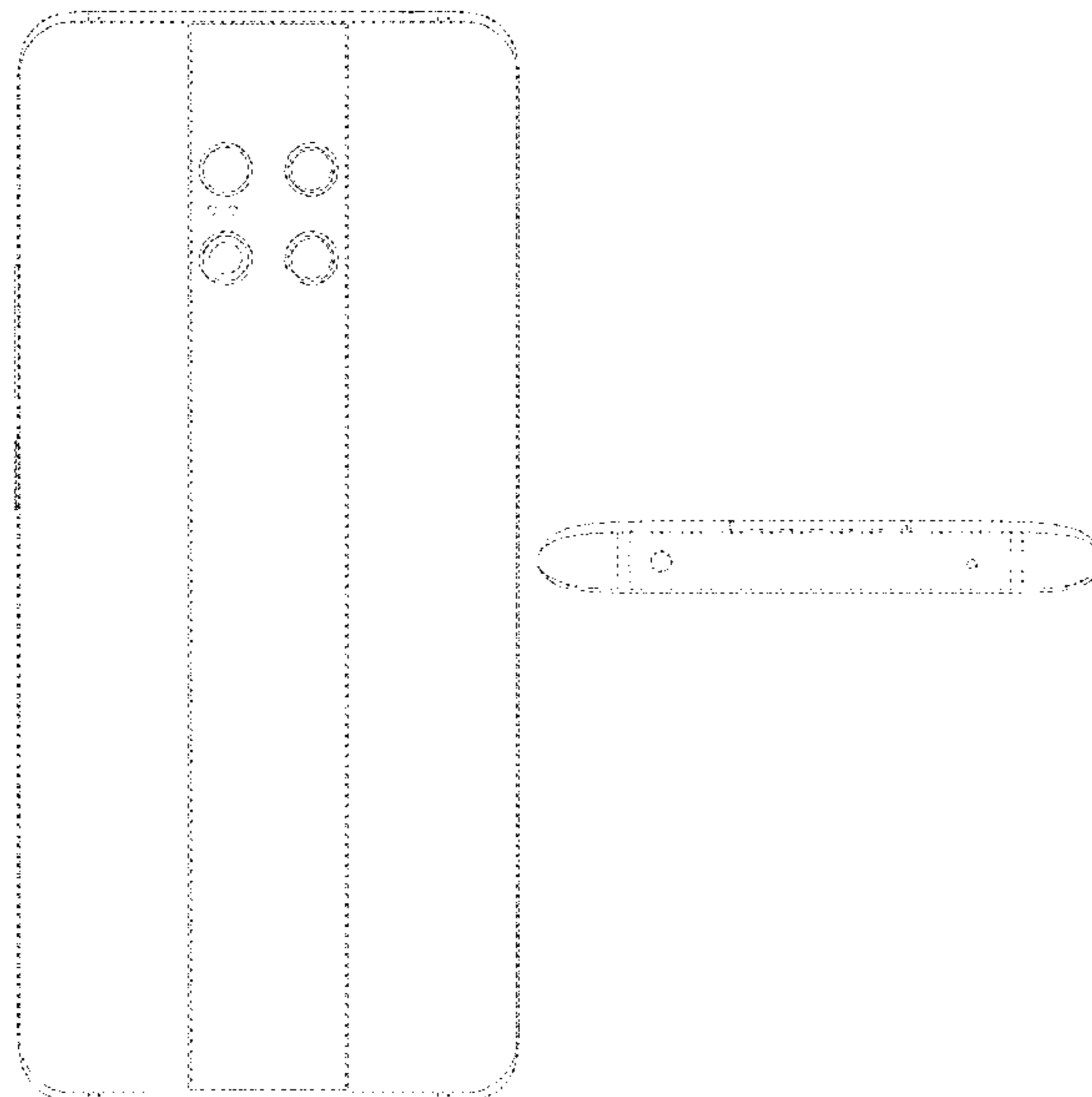
The ornamental design for a mobile phone, as shown and described.

**DESCRIPTION**

FIG. 1 is a front elevation view of a mobile phone showing our new design;  
FIG. 2 is a rear elevation view thereof;  
FIG. 3 is a top plan view thereof;  
FIG. 4 is a bottom plan view thereof;  
FIG. 5 is a left side elevation view thereof; and,  
FIG. 6 is a right side elevation view thereof.  
The broken lines are directed to environment and are for illustrative purposes only; the broken lines form no part of the claimed design.

**1 Claim, 6 Drawing Sheets**

(56) **References Cited**  
U.S. PATENT DOCUMENTS  
D572,698 S \* 7/2008 Kim ..... D14/138 AA  
D596,605 S \* 7/2009 Son ..... D14/138 AC  
D729,217 S \* 5/2015 Bae ..... D14/248  
D729,783 S \* 5/2015 Ryu ..... D14/248  
D732,516 S \* 6/2015 Bae ..... D14/248  
D740,265 S \* 10/2015 Joung ..... D14/248  
D761,773 S \* 7/2016 Choi ..... D14/248



(56)

**References Cited**

U.S. PATENT DOCUMENTS

D860,152 S \* 9/2019 Cho ..... D14/138 G  
D869,419 S \* 12/2019 Cho ..... D14/138 G  
D874,419 S \* 2/2020 Cho ..... D14/138 G  
D874,450 S \* 2/2020 Cha ..... D14/248  
D875,701 S \* 2/2020 Park ..... D14/138 G  
D876,384 S \* 2/2020 Park ..... D14/138 G  
D877,710 S \* 3/2020 Wu ..... D14/138 G  
D883,946 S \* 5/2020 Xu ..... D14/138 G  
2019/0072997 A1\* 3/2019 Cha ..... G06F 1/1626  
2020/0022261 A1\* 1/2020 Choi ..... H05K 5/0017  
2020/0028951 A1\* 1/2020 Hummel ..... H04B 1/3877

FOREIGN PATENT DOCUMENTS

CN 304056491 S 2/2017  
CN 304203814 S 7/2017  
CN 304270691 S 9/2017  
CN 304327747 S 10/2017  
CN 304414685 S 12/2017  
CN 304494157 S 2/2018  
CN 305419932 S 11/2019  
JP D1512577 S 11/2014  
JP D1574816 S 4/2017

\* cited by examiner




FIG. 1




FIG. 2




FIG. 3

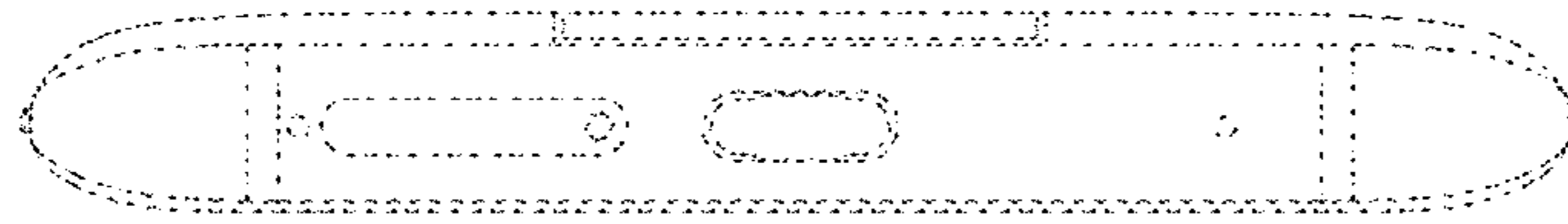


FIG. 4




FIG. 5




FIG. 6