



US00D899408S

(12) **United States Design Patent** (10) **Patent No.:** **US D899,408 S**
Seo et al. (45) **Date of Patent:** **** *Oct. 20, 2020**

(54) **MOBILE PHONE**

(71) Applicant: **Samsung Electronics Co., Ltd.**,
Suwon-si (KR)

(72) Inventors: **Jae-Hun Seo**, Suwon-si (KR);
Won-Kyu Sung, Seongnam-si (KR)

(73) Assignee: **SAMSUNG ELECTRONICS CO., LTD.**,
Suwon-Si (KR)

(*) Notice: This patent is subject to a terminal disclaimer.

(**) Term: **15 Years**

(21) Appl. No.: **29/670,144**

(22) Filed: **Nov. 14, 2018**

(30) **Foreign Application Priority Data**

May 15, 2018	(KR)	30-2018-0022414
May 15, 2018	(KR)	30-2018-0022415
May 15, 2018	(KR)	30-2018-0022416
May 15, 2018	(KR)	30-2018-0022417
May 15, 2018	(KR)	30-2018-0022418
May 15, 2018	(KR)	30-2018-0022419
May 15, 2018	(KR)	30-2018-0022420
May 15, 2018	(KR)	30-2018-0022421
May 15, 2018	(KR)	30-2018-0022422
May 15, 2018	(KR)	30-2018-0022423

(51) **LOC (12) Cl.** **14-03**

(52) **U.S. Cl.**
USPC **D14/248**

(58) **Field of Classification Search**

USPC D14/138 G, 138 AD, 248, 138 R,
D14/138 AA, 138 AB, 138 AC, 138 C,
D14/371, 374, 247

CPC H04M 1/02; H04M 1/0279; H04M 1/0202;
H04M 1/0283; H04M 1/0268

See application file for complete search history.

(56) **References Cited**

U.S. PATENT DOCUMENTS

D595,286	S	*	6/2009	Mitchell	D14/248
D638,847	S	*	5/2011	Woods	D14/486
D666,198	S	*	8/2012	Van Den Nieuwenhuizen	D14/341
D666,981	S	*	9/2012	Kim	D14/138 G
D676,818	S	*	2/2013	Park	D14/138 G
D697,885	S	*	1/2014	Park	D14/138 G
D698,785	S	*	2/2014	Canizares	D14/341
D701,850	S	*	4/2014	Kim	D14/138 G
D704,672	S	*	5/2014	Chen	D14/138 G
D714,244	S	*	9/2014	Lee	D14/138 AB
D714,751	S	*	10/2014	Kim	D14/138 G
D715,794	S	*	10/2014	Zhou	D14/341
D746,285	S	*	12/2015	Okabe	D14/345
D767,525	S	*	9/2016	Byun	D14/138 AB
D778,253	S	*	2/2017	Kwak	D14/138 AB
D783,608	S	*	4/2017	Park	D14/203.4

(Continued)

Primary Examiner — Bridget L Eland

(74) *Attorney, Agent, or Firm* — McAndrews Held & Malloy, Ltd.

(57) **CLAIM**

The ornamental design for a mobile phone, as shown and described.

DESCRIPTION

FIG. 1 is a front perspective view of a mobile phone showing our new design;

FIG. 2 is a front elevation view thereof;

FIG. 3 is a rear elevation view thereof;

FIG. 4 is a left side elevation view thereof;

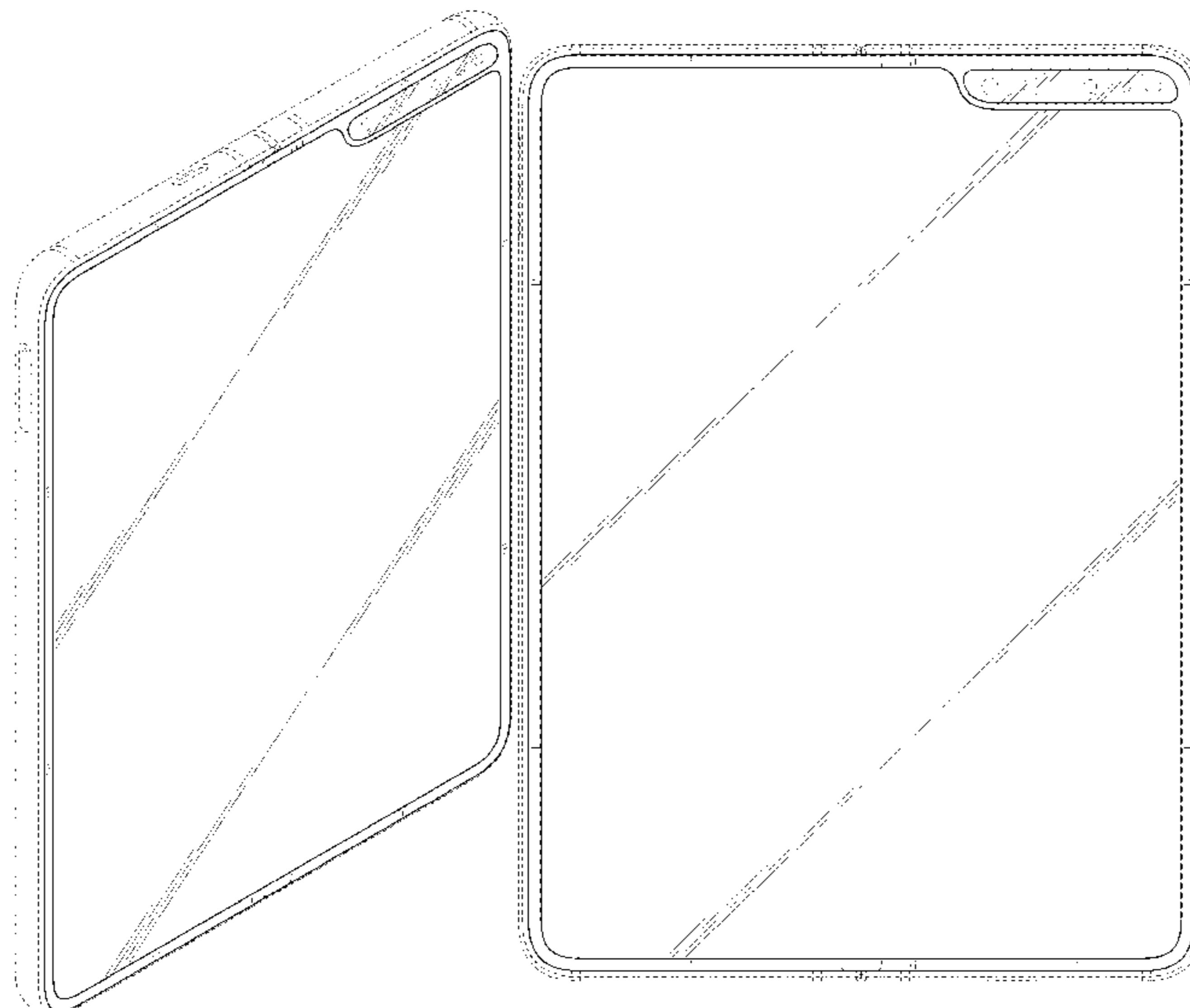
FIG. 5 is a right side elevation view thereof;

FIG. 6 is a top plan view thereof; and,

FIG. 7 is a bottom plan view thereof.

The evenly-spaced dashed broken lines in the figures depict portions of the mobile phone that form no part of the claimed design.

1 Claim, 7 Drawing Sheets



(56)

References Cited

U.S. PATENT DOCUMENTS

D788,773	S *	6/2017	Seo	D14/345
D788,774	S *	6/2017	Seo	D14/345
D794,004	S *	8/2017	Kwon	D14/248
D794,005	S *	8/2017	Kwon	D14/248
D794,623	S *	8/2017	Kwon	D14/248
D798,851	S *	10/2017	Kim	D14/248
D798,852	S *	10/2017	Kim	D14/248
D800,710	S *	10/2017	Ryu	D14/248
D801,321	S *	10/2017	Kim	D14/248
D810,041	S *	2/2018	Lee	D14/138 AB
D822,017	S *	7/2018	Noh	D14/341
D841,633	S *	2/2019	Kim	D14/248
D842,833	S *	3/2019	Seo	D14/138 AB
D842,834	S *	3/2019	Seo	D14/138 AB
2013/0307816	A1 *	11/2013	Lee	G06F 1/1652
					345/174
2015/0195938	A1 *	7/2015	Witter	H05K 5/03
					206/521
2019/0339739	A1 *	11/2019	Park	G06F 1/1681

* cited by examiner

FIG. 1

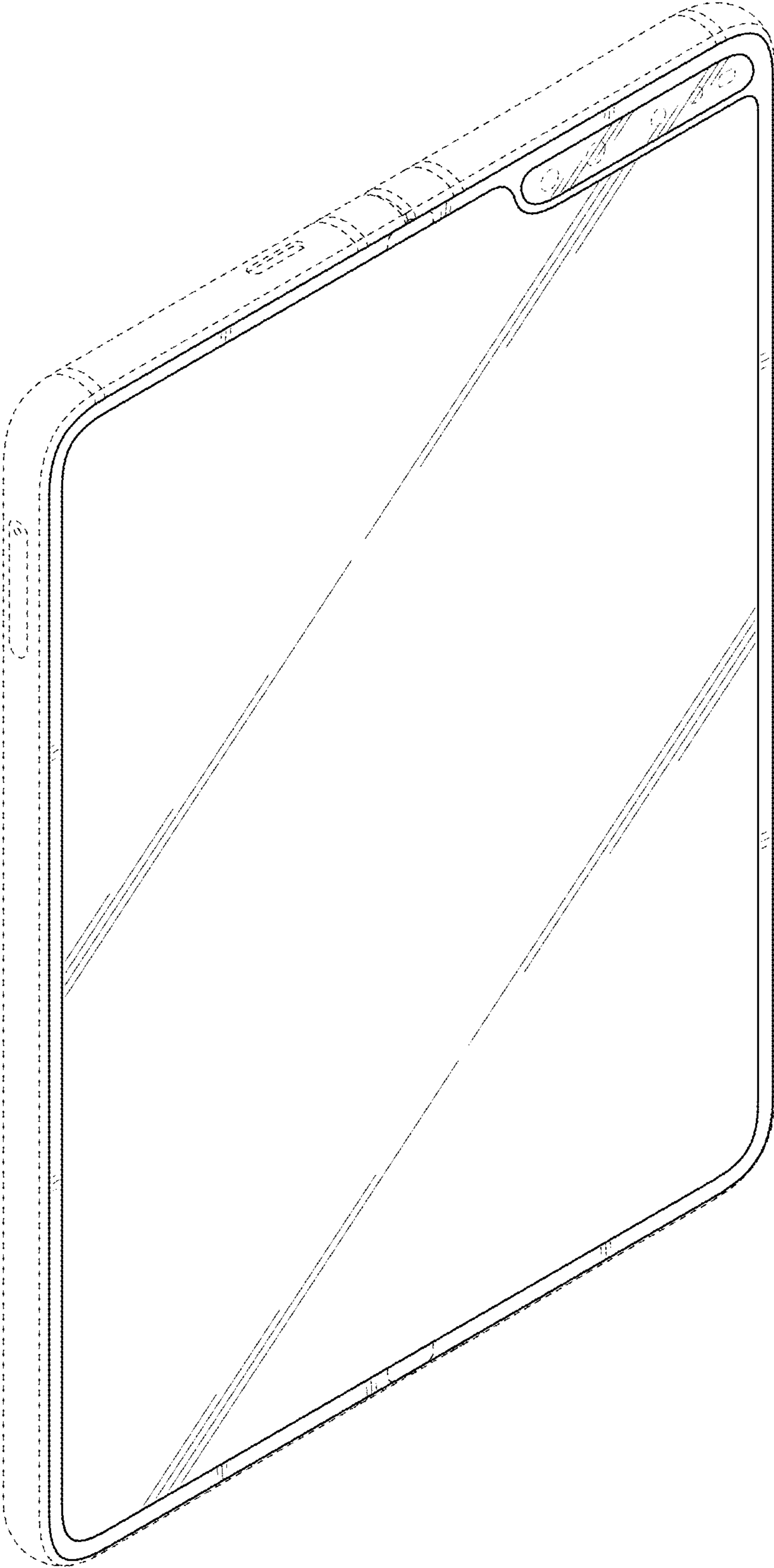


FIG. 2




FIG. 3




FIG. 4




FIG. 5




FIG. 6

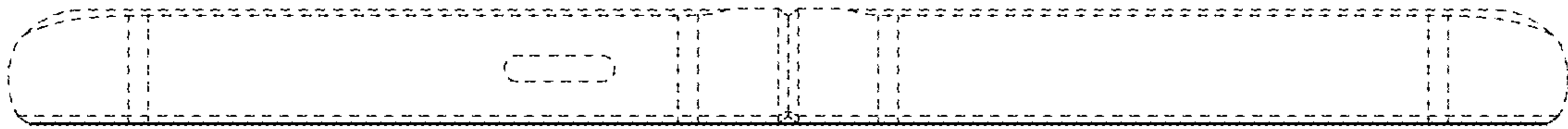


FIG. 7

