



US00D899398S

(12) **United States Design Patent**
Bae

(10) **Patent No.:** **US D899,398 S**

(45) **Date of Patent:** **** Oct. 20, 2020**

(54) **HEADPHONE**

(71) Applicant: **YoungSik Bae**, Seoul (KR)

(72) Inventor: **YoungSik Bae**, Seoul (KR)

(**) Term: **15 Years**

(21) Appl. No.: **29/675,870**

(22) Filed: **Jan. 6, 2019**

(30) **Foreign Application Priority Data**

Dec. 19, 2018 (CN) 2018 3 0740152

(51) **LOC (12) Cl.** **14-01**

(52) **U.S. Cl.**

USPC **D14/205**

(58) **Field of Classification Search**

USPC D14/205, 188, 192, 372; D29/112;
2/209; 181/129, 130, 135; 379/430, 431;
381/380, 381, 374, 370; 455/90.3, 575.1,
455/569.1; D28/41; 132/273, 275
CPC H04R 25/00; H04R 25/02; H04R 1/1066;
H04R 1/1016; H04R 5/033; H04R
5/0335; H04R 1/1091

See application file for complete search history.

(56) **References Cited**

U.S. PATENT DOCUMENTS

- 3,211,160 A * 10/1965 Miller A45D 8/00
132/275
- 3,863,028 A * 1/1975 Fixler H04R 1/1075
381/19
- 4,173,715 A * 11/1979 Gosman H04R 1/1058
181/129
- D254,910 S * 5/1980 Lung D14/168
- D300,133 S * 3/1989 Daidoh D14/205
- 4,821,318 A * 4/1989 Wu H04M 1/05
379/430
- 4,882,745 A * 11/1989 Silver H04M 1/05
455/575.2

- 5,003,589 A * 3/1991 Chen H04M 1/05
379/430
- D317,767 S * 6/1991 Banks D14/205
- D321,879 S * 11/1991 Emmerling D14/188
- 5,113,428 A * 5/1992 Fitzgerald H04B 1/385
379/430
- 5,117,464 A * 5/1992 Jones H04R 1/10
181/129
- D340,033 S * 10/1993 Okumura D14/192
- D346,380 S * 4/1994 Fitzgerald D14/138 R
- D375,825 S * 11/1996 Whidden D2/866
- D386,181 S * 11/1997 Fisher D14/192
- D394,058 S * 5/1998 Fitzgerald D14/142

(Continued)

FOREIGN PATENT DOCUMENTS

CN 303870586 * 9/2016

Primary Examiner — Paula Allen Greene

(74) *Attorney, Agent, or Firm* — Nelson Mullins Riley & Scarborough LLP; Kongsik Kim, Esq.

(57) **CLAIM**

The ornamental design for a headphone, as shown and described.

DESCRIPTION

FIG. 1 is a perspective view of a headphone according to the present invention.

FIG. 2 is a front view of the headphone of FIG. 1.

FIG. 3 is a rear view of the headphone of FIG. 1.

FIG. 4 is a left side view of the headphone of FIG. 1.

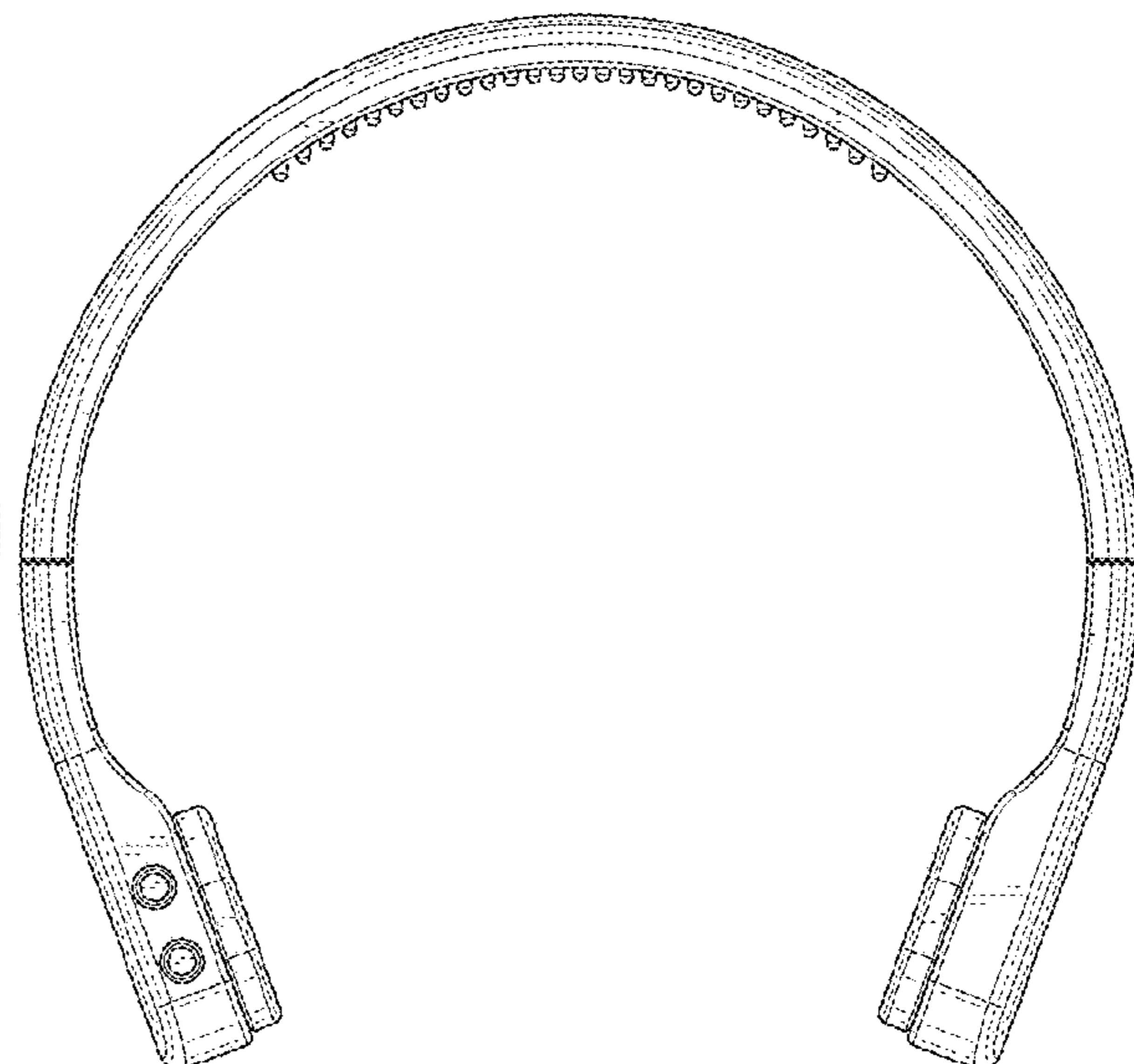
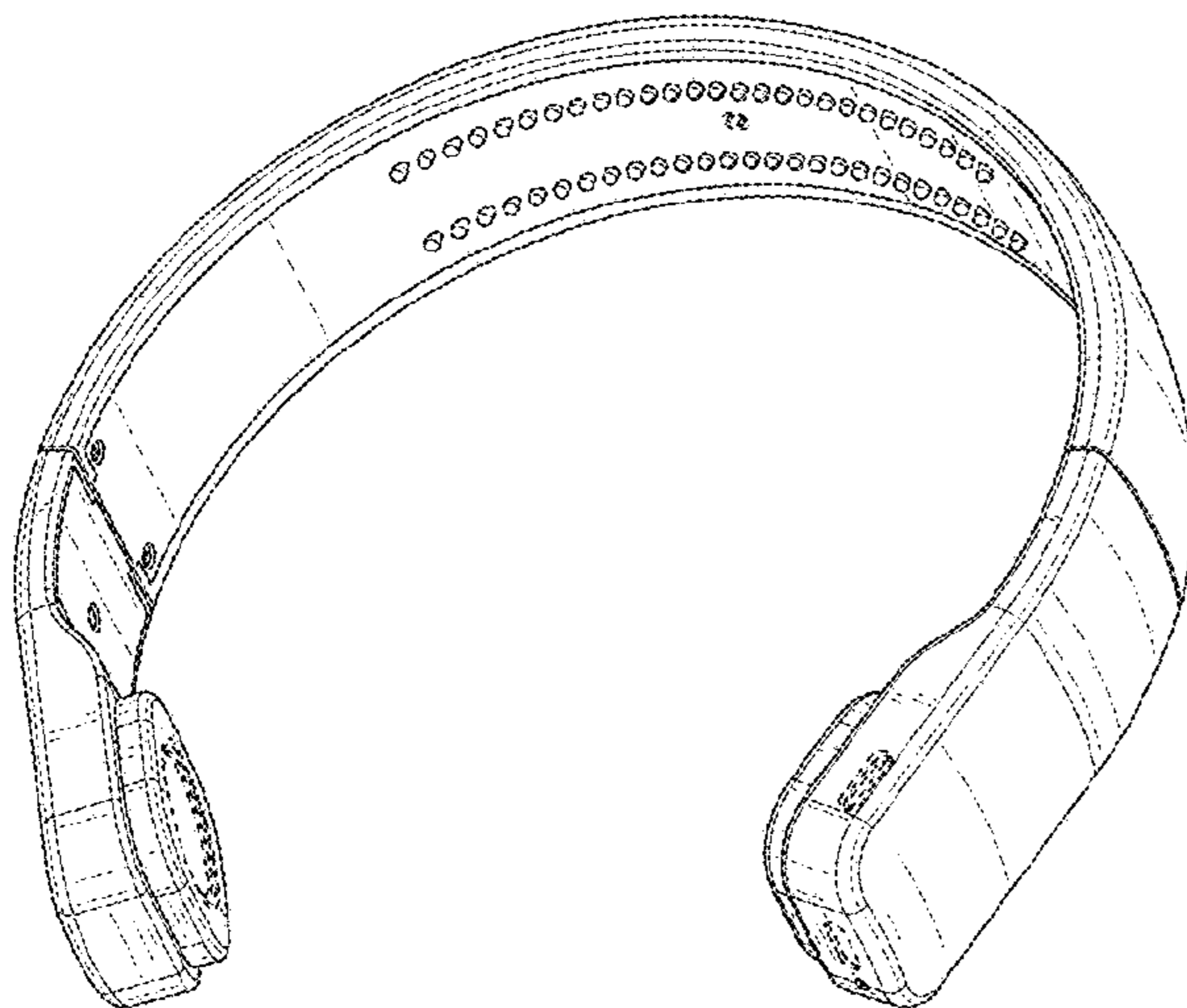
FIG. 5 is a right side view of the headphone of FIG. 1.

FIG. 6 is a top view of the headphone of FIG. 1; and,

FIG. 7 is a bottom view of the headphone of FIG. 1.

In the drawings, the claimed design is defined by the shaded surfaces; the broken lines depict unclaimed environment that is for illustrative purposes only and forms no part of the claimed design.

1 Claim, 7 Drawing Sheets



(56)

References Cited

U.S. PATENT DOCUMENTS

5,749,127 A * 5/1998 Hsieh A44B 11/006
 24/170
 5,841,859 A * 11/1998 Chen H04M 1/05
 379/433.01
 D414,488 S * 9/1999 Fitzgerald D14/142
 D425,888 S * 5/2000 Fitzgerald D14/142
 D429,229 S * 8/2000 Fitzgerald D14/142
 D441,734 S * 5/2001 Fitzgerald D14/142
 D449,290 S * 10/2001 Taylor D14/206
 D456,379 S * 4/2002 Fitzgerald D14/142
 D457,515 S * 5/2002 Masamitsu D14/192
 7,010,139 B1 * 3/2006 Smeehuyzen H04R 1/10
 381/376
 D541,256 S * 4/2007 Rausch D14/205
 D541,257 S * 4/2007 Thursfield D14/205
 D557,685 S * 12/2007 Lee D14/205
 D579,000 S * 10/2008 Rath D14/205
 D603,371 S * 11/2009 Boateng D14/205
 D604,269 S * 11/2009 Choe D14/205

D617,769 S * 6/2010 Birger D14/205
 D633,471 S * 3/2011 Sugiyama D14/205
 D638,397 S * 5/2011 McManigal D14/205
 D656,480 S * 3/2012 McManigal D14/205
 D664,114 S * 7/2012 Tsuchiya D14/205
 D666,991 S * 9/2012 Lee D14/205
 8,433,082 B2 * 4/2013 Abolfathi H04R 25/606
 381/151
 D683,715 S * 6/2013 Triato D14/204
 D721,673 S * 1/2015 Park D14/205
 D726,649 S * 4/2015 Lee D13/103
 D738,850 S * 9/2015 Chung D14/205
 D762,617 S * 8/2016 Park D14/205
 9,445,181 B1 * 9/2016 Atwater H04R 1/105
 D793,357 S * 8/2017 Afshar D14/205
 D815,068 S * 4/2018 Huang D14/223
 D826,899 S * 8/2018 Ahn D14/205
 D830,997 S * 10/2018 Park D14/205
 D843,968 S * 3/2019 Li D14/205
 2013/0156250 A1 * 6/2013 Hsu Huang H04R 1/1075
 381/385

* cited by examiner

FIG. 1

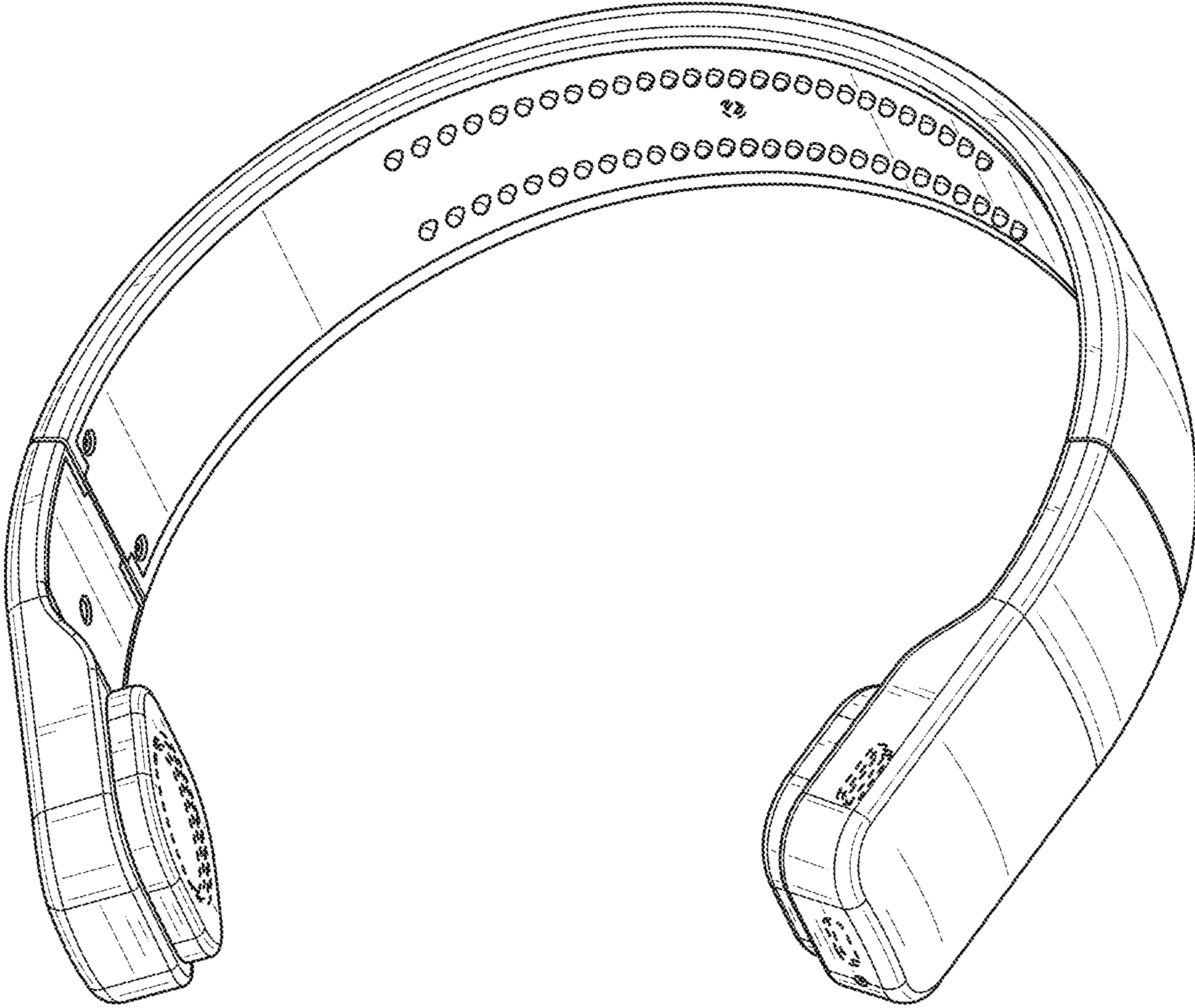


FIG. 2

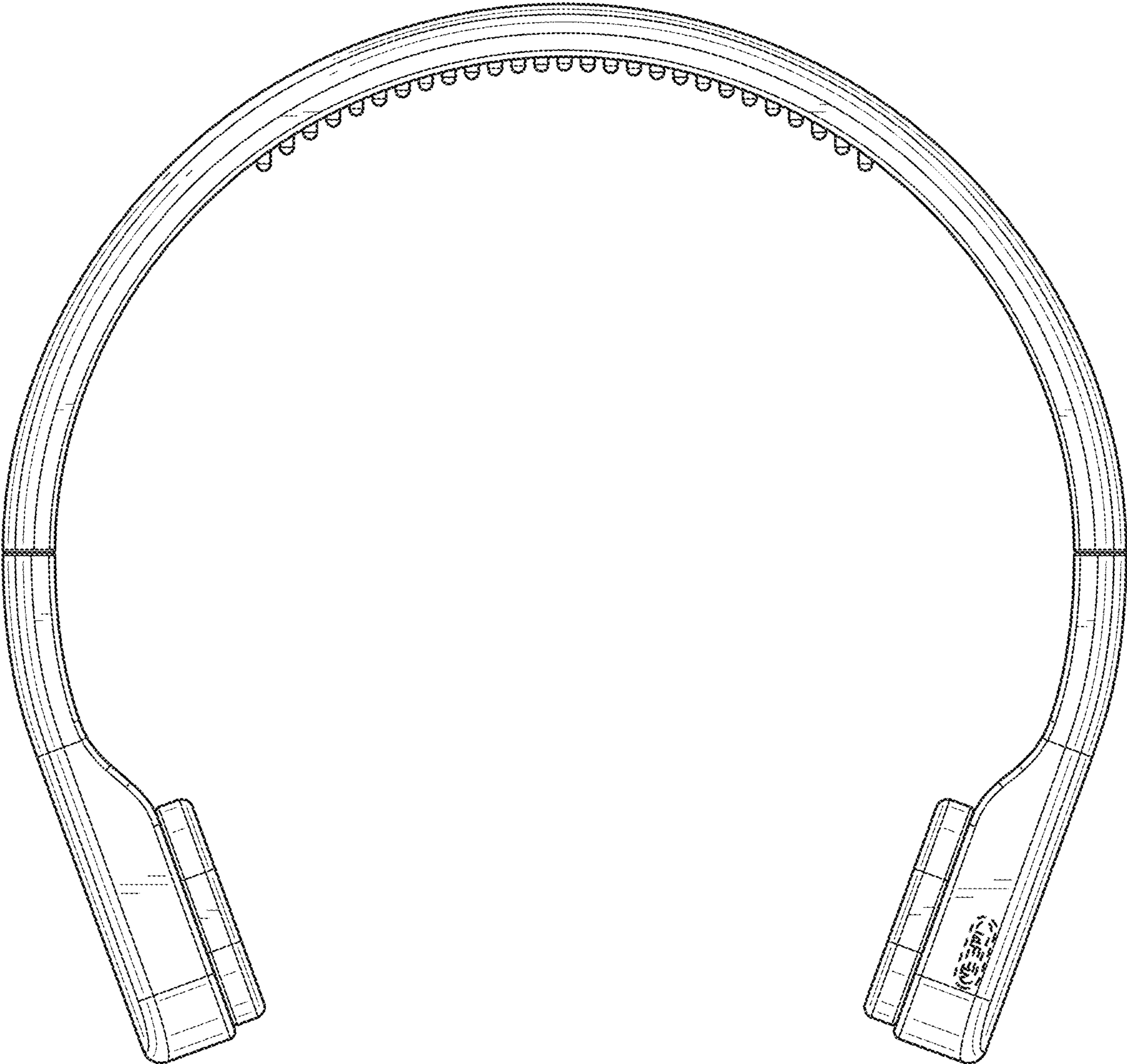


FIG. 3

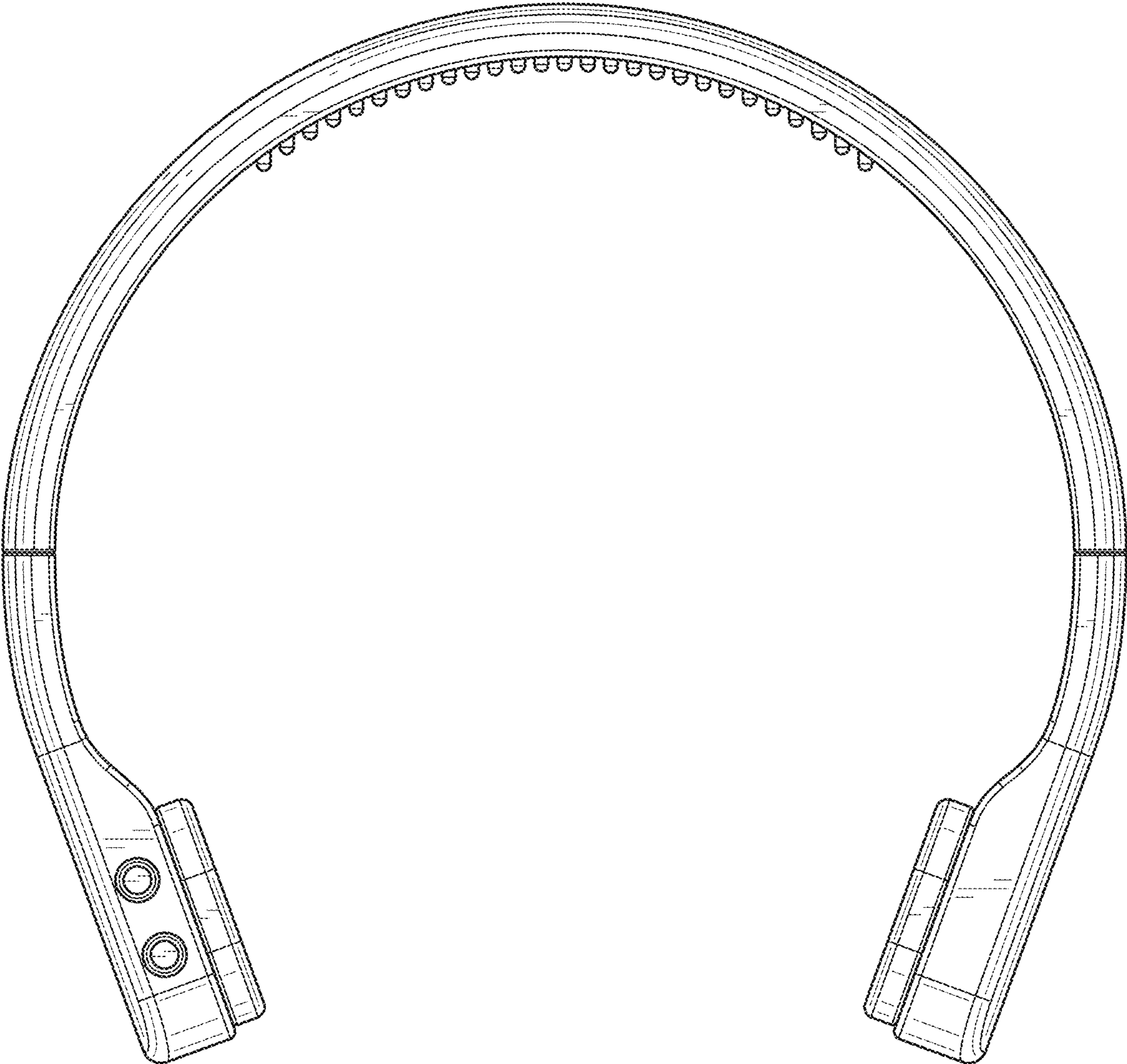


FIG. 4




FIG. 5




FIG. 6




FIG. 7

