



US00D899395S

(12) **United States Design Patent**
Pang et al.

(10) **Patent No.:** **US D899,395 S**

(45) **Date of Patent:** **** Oct. 20, 2020**

(54) **AUDIO INPUT/OUTPUT DEVICE WITH
DISPLAY SCREEN**

(56) **References Cited**

U.S. PATENT DOCUMENTS

(71) Applicant: **SHENZHEN GRANDSUN
ELECTRONIC CO., LTD.**, Shenzhen,
Guangdong (CN)

D278,149	S	*	3/1985	Naito	D14/375
D290,702	S	*	7/1987	Stern	D14/375
D326,847	S	*	6/1992	Savio	D14/375
D348,661	S	*	7/1994	Hansen	D14/389
D464,050	S	*	10/2002	Mori	D14/375
D480,083	S	*	9/2003	Borsboom	D14/375
D481,702	S	*	11/2003	Takagi	D14/203.1
D614,602	S	*	4/2010	Yoo	D14/203.7
D664,144	S	*	7/2012	Akana	D14/389
D673,952	S	*	1/2013	Toda	D14/383
D694,215	S	*	11/2013	Birger	D14/203.5
D756,358	S	*	5/2016	Jago	D14/375
D771,141	S	*	11/2016	Langhammer	D14/496
D810,137	S	*	2/2018	Tsang	D14/496
D826,276	S	*	8/2018	Langhammer	D14/496
D831,072	S	*	10/2018	Becke	D14/496

(72) Inventors: **Yanwu Pang**, Guangdong (CN);
Haiquan Wu, Guangdong (CN); **Weili
Chen**, Guangdong (CN); **Jiugao Peng**,
Guangdong (CN); **Ruiwen Shi**,
Guangdong (CN)

(73) Assignee: **SHENZHEN GRANDSUN
ELECTRONIC CO., LTD.**, Shenzhen
(CN)

* cited by examiner

(**) Term: **15 Years**

Primary Examiner — Sandra L Morris

(21) Appl. No.: **29/690,464**

(74) *Attorney, Agent, or Firm* — Nixon & Vanderhye PC

(22) Filed: **May 8, 2019**

(57) **CLAIM**

The ornamental design for an audio input/output device with display screen, as shown and described.

(30) **Foreign Application Priority Data**

DESCRIPTION

Nov. 8, 2018 (CN) 2018 3 0631629

(51) **LOC (12) Cl.** **14-03**

FIG. 1 is a perspective view of an audio input/output device with display screen;

(52) **U.S. Cl.**

FIG. 2 is a front view thereof;

USPC **D14/203.7**; D14/496

FIG. 3 is a rear view thereof;

(58) **Field of Classification Search**

FIG. 4 is a left side view thereof;

USPC D14/496–511, 125–128, 168–172,

FIG. 5 is a right side view thereof;

D14/188–196, 203.1–203.8, 204, 207,

FIG. 6 is a top view thereof; and,

D14/209.1–216, 217, 239, 375, 383, 389

FIG. 7 is a bottom view thereof.

CPC B60K 35/00; B60K 37/00; B60K 37/02;

B60K 37/06; B60R 11/02; G11B 17/02;


G11B 17/04; H04R 1/02; H04R 1/345;

H04N 5/64; H04N 7/15

The broken lines in the figures depict portions of the audio input/output device with display screen that form no part of the claimed design.

See application file for complete search history.

1 Claim, 7 Drawing Sheets






FIG.1




FIG.2

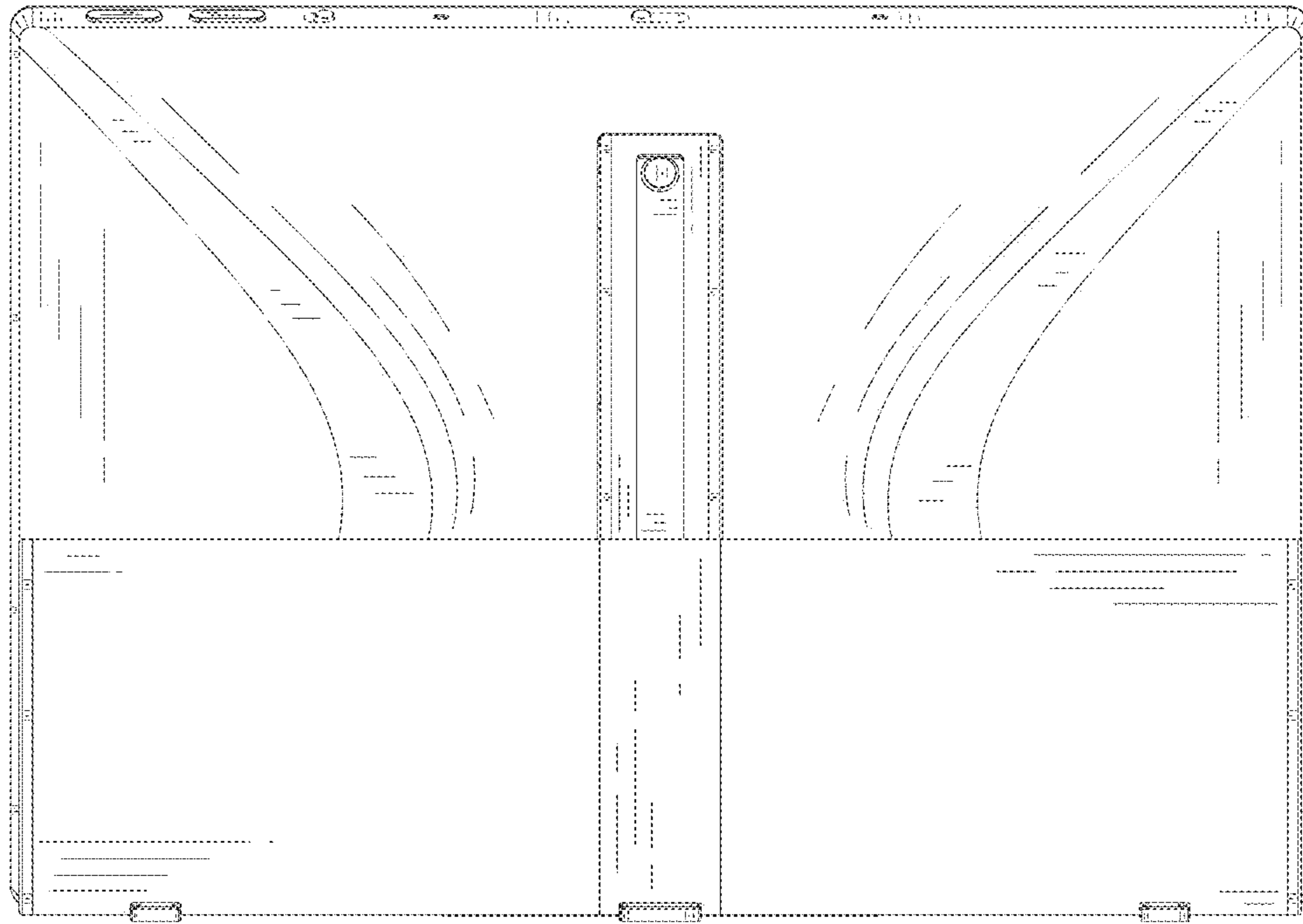


FIG.3

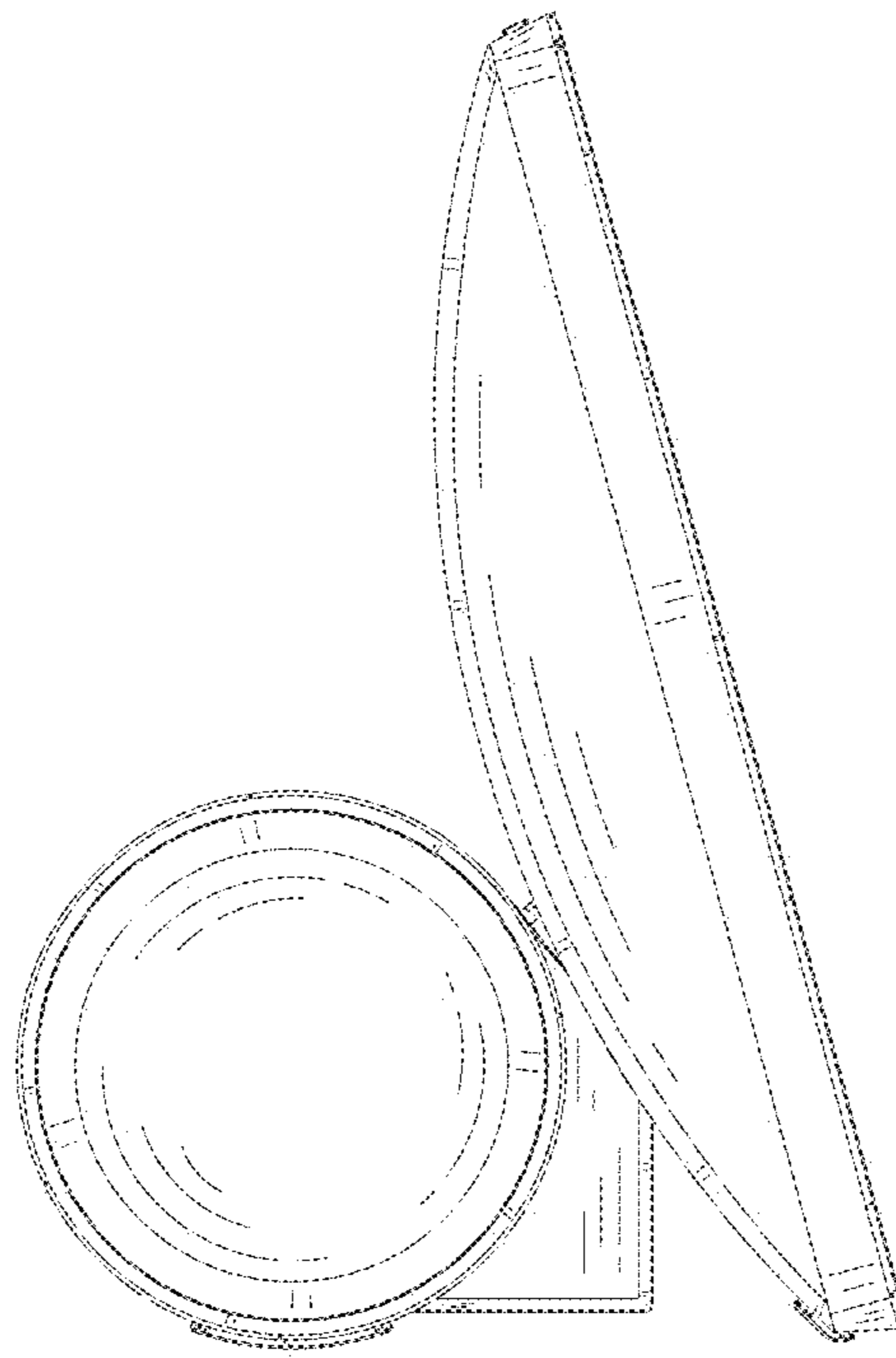


FIG.4

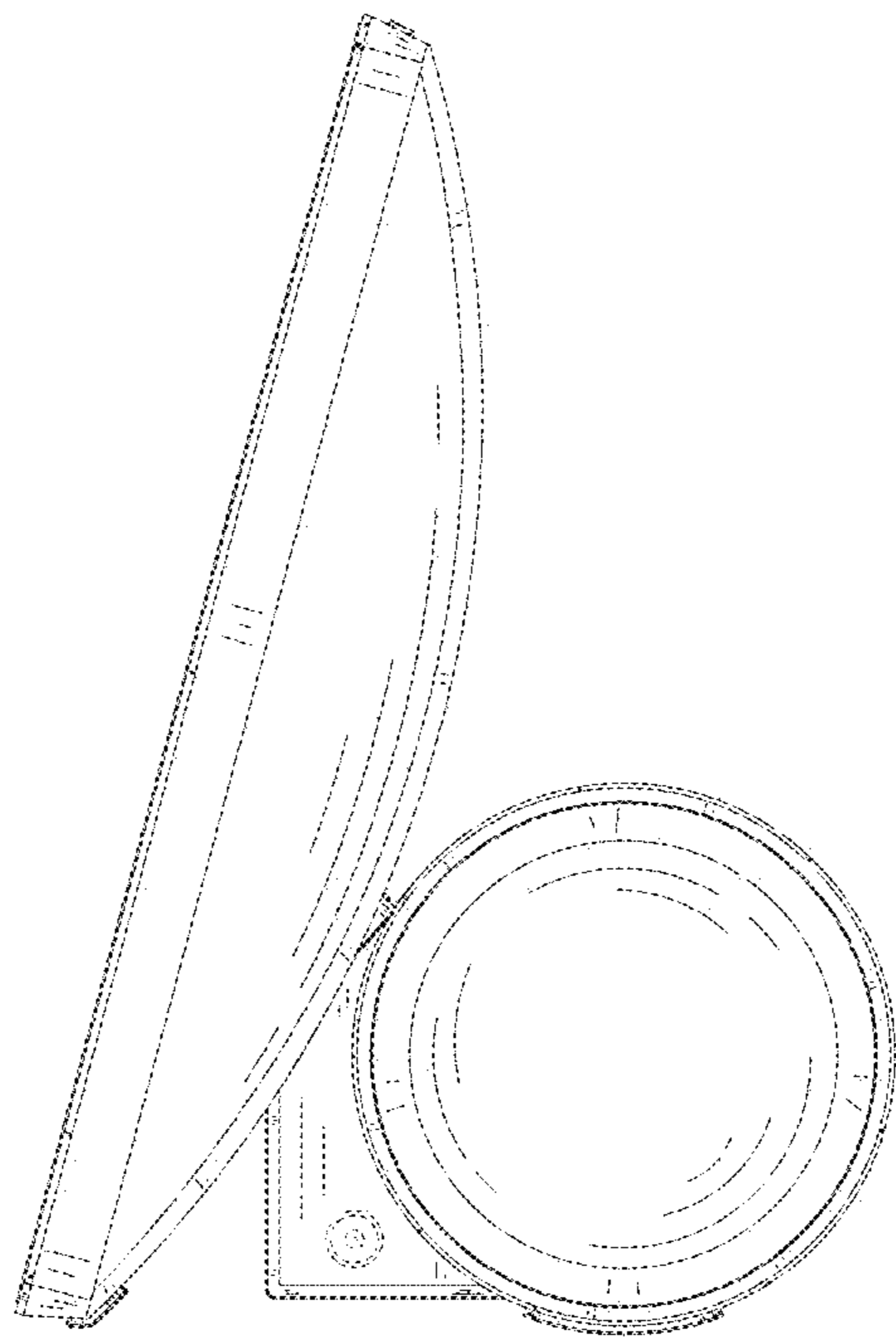


FIG.5

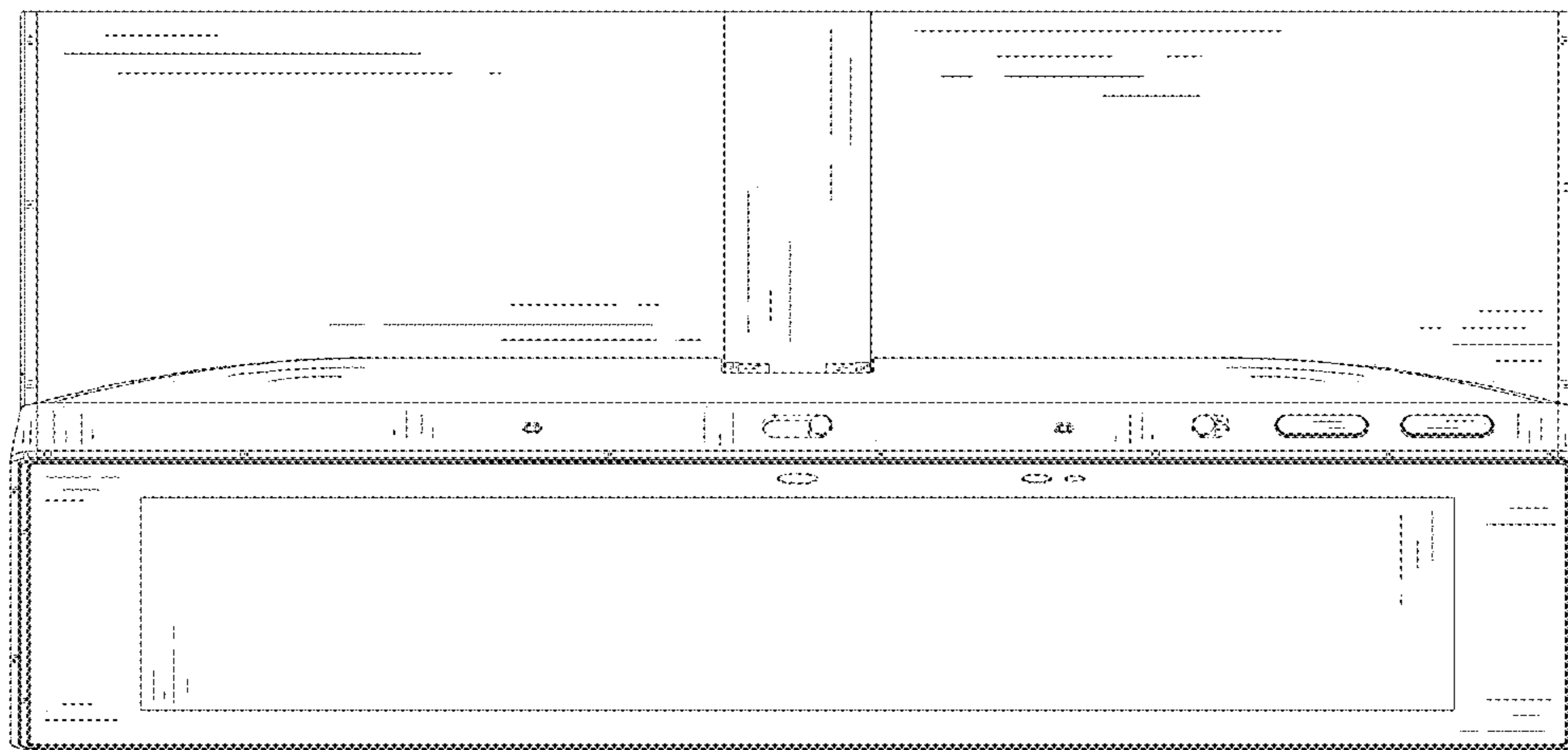


FIG.6

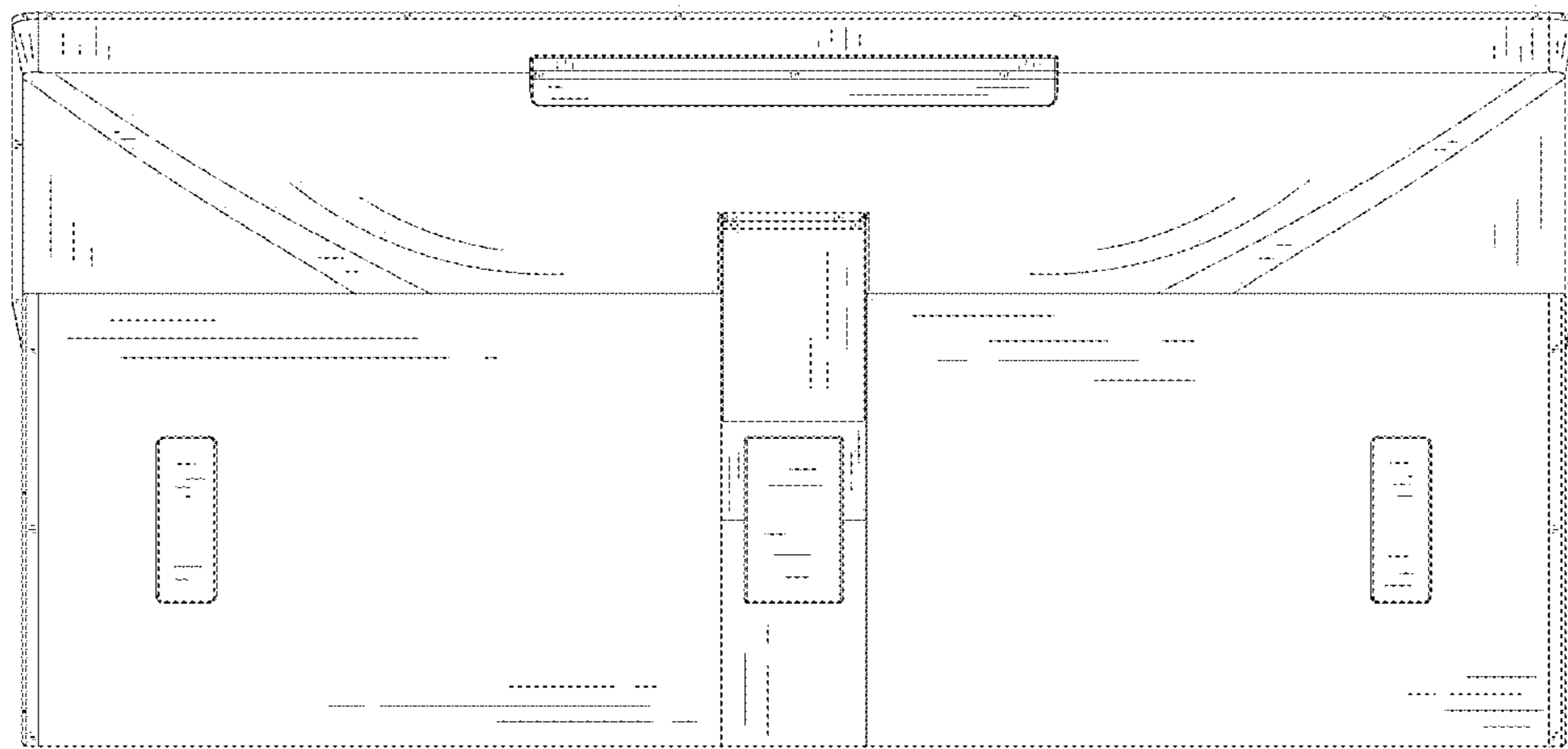


FIG.7