



US00D899384S

(12) **United States Design Patent** (10) **Patent No.:** **US D899,384 S**
Elwell et al. (45) **Date of Patent:** **** Oct. 20, 2020**

(54) **SURFACE-MOUNT DEVICE**
(71) Applicant: **Putco, Inc.**, Des Moines, IA (US)
(72) Inventors: **James P. Elwell**, Grimes, IA (US);
James P. Elwell, II, Grimes, IA (US);
Joshua J. Burhite, Des Moines, IA
(US); **Tian Xiaojun**, Guangzhou (CN)
(73) Assignee: **Putco, Inc.**, Des Moines, IA (US)
(**) Term: **15 Years**
(21) Appl. No.: **29/723,356**
(22) Filed: **Feb. 6, 2020**

D494,286 S * 8/2004 Matsui D13/180
D506,187 S 6/2005 Wang et al.
D507,544 S 7/2005 Wang et al.
D509,809 S 9/2005 Wang et al.
D514,530 S * 2/2006 Matsui D13/180
D515,517 S * 2/2006 Matsui D13/180
D522,974 S * 6/2006 Egawa D13/180
D522,975 S * 6/2006 Egawa D13/180
D529,203 S * 9/2006 Nagai D26/1
D565,757 S * 4/2008 Matsui D26/1
D566,056 S 4/2008 Edmond et al.
D566,057 S 4/2008 Edmond et al.
D573,551 S 7/2008 Lee
D574,337 S 8/2008 Panaccione et al.
D582,865 S 12/2008 Edmond et al.
D582,866 S 12/2008 Edmond et al.
D593,968 S 6/2009 Edmond et al.
D607,423 S * 1/2010 Lu D13/180
D619,110 S 7/2010 Lin et al.
D635,525 S 4/2011 Edmond et al.
8,227,815 B2 * 7/2012 Park G02F 1/133603
257/88

Related U.S. Application Data

(63) Continuation-in-part of application No. 16/673,434,
filed on Nov. 4, 2019.

(51) **LOC (12) Cl.** **13-03**

(52) **U.S. Cl.**
USPC **D13/180**

(58) **Field of Classification Search**
USPC D13/180; D24/1
CPC ... H01L 25/167; H01L 25/0753; H01L 27/15;
H01L 27/156; H01L 31/02; H01L 33/00;
H01L 33/04; H01L 33/08; H01L 33/10;
H01L 33/20; H01L 33/38; H01L 33/42;
H01L 33/48; H01L 33/483; H01L 33/486;
F21K 9/00

See application file for complete search history.

(56) **References Cited**

U.S. PATENT DOCUMENTS

5,162,696 A * 11/1992 Goodrich G09F 9/33
257/E25.02
6,299,337 B1 * 10/2001 Bachl F21V 29/89
362/545

(Continued)

Primary Examiner — Selina Sikder

(74) *Attorney, Agent, or Firm* — McKee, Voorhees &
Sease, PLC

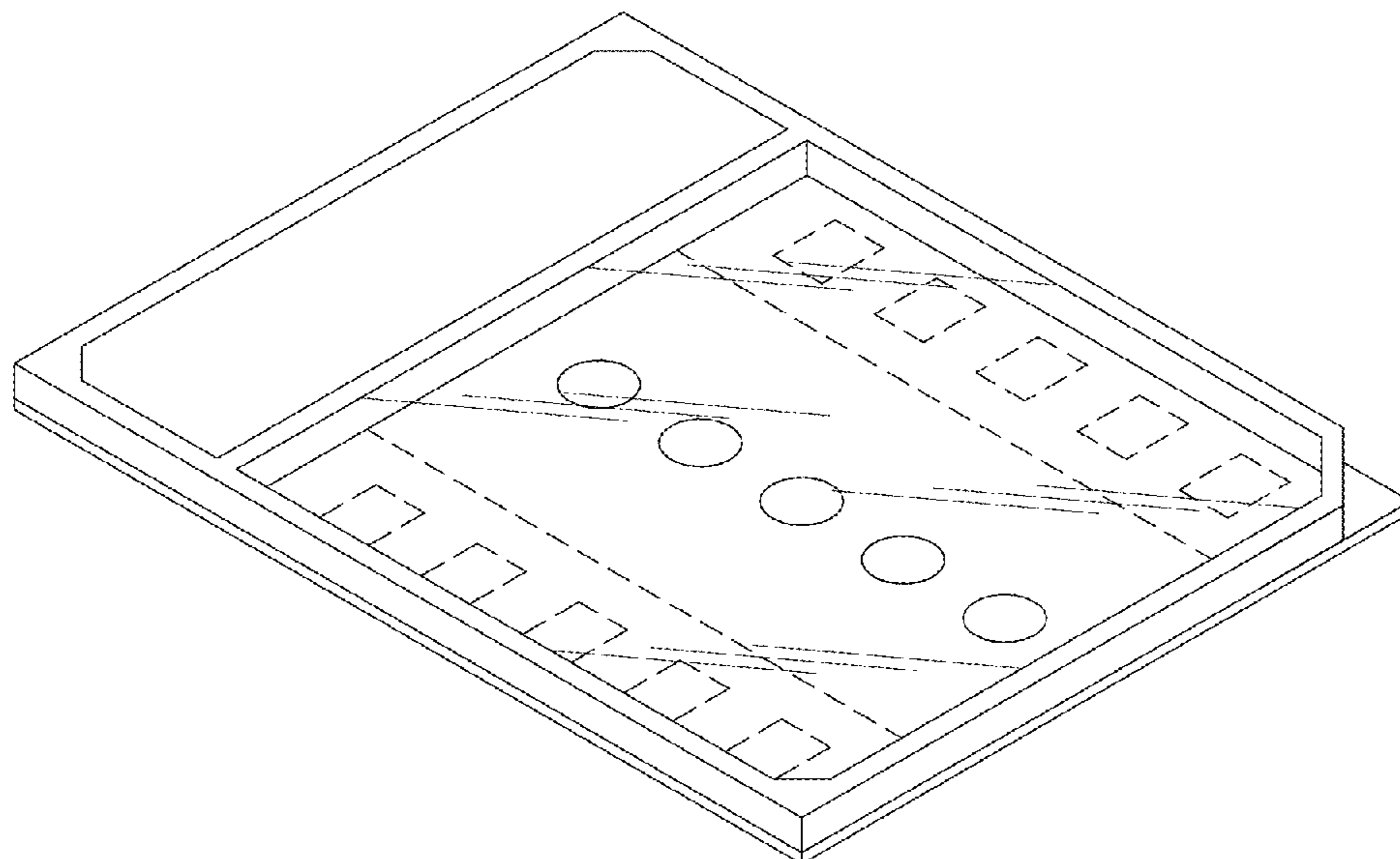
(57) **CLAIM**

The ornamental design for a surface-mount device, as shown
and described.

DESCRIPTION

FIG. 1 is a perspective view of a surface-mount device;
FIG. 2 is a front view thereof;
FIG. 3 is a rear view thereof;
FIG. 4 is a left-side view thereof;
FIG. 5 is a right-side view thereof;
FIG. 6 is a top view thereof; and,
FIG. 7 is a bottom view thereof.
Structure and environment shown in broken lines form no
part of the claimed design.

1 Claim, 4 Drawing Sheets



(56)

References Cited

U.S. PATENT DOCUMENTS

D668,234 S	10/2012	Lee et al.	D730,303 S	5/2015	Chou et al.
D669,869 S	10/2012	Lee et al.	D745,474 S *	12/2015	Feng D13/180
D673,126 S	12/2012	Donofrio et al.	D768,094 S *	10/2016	Chen D13/180
D674,357 S	1/2013	Lin et al.	D769,199 S *	10/2016	Chen D13/180
D674,358 S	1/2013	Lin et al.	D786,460 S	5/2017	Wu et al.
D674,359 S	1/2013	Lin et al.	D787,712 S	5/2017	Wu et al.
D674,360 S	1/2013	Lin et al.	D794,582 S	8/2017	Zhang et al.
D674,361 S	1/2013	Lin et al.	D795,822 S	8/2017	Zhang et al.
D674,362 S	1/2013	Lin et al.	D824,343 S	7/2018	Zhu et al.
D674,363 S	1/2013	Lin et al.	D824,864 S *	8/2018	Chen D13/180
D675,169 S	1/2013	Chou	D872,038 S	1/2020	Pan et al.
D680,976 S	4/2013	Lee et al.	D873,164 S	1/2020	Goltche
D684,548 S	6/2013	Chu	10,615,308 B2 *	4/2020	Noichi H01L 33/38
D684,549 S	6/2013	Chu et al.	2004/0129946 A1 *	7/2004	Nagai F21K 9/00
D684,940 S	6/2013	Chu et al.			257/98
D684,941 S	6/2013	Chu et al.	2006/0141851 A1 *	6/2006	Matsui F21V 29/73
D685,334 S	7/2013	Chu et al.			439/490
D686,173 S	7/2013	Chou et al.	2007/0023769 A1 *	2/2007	Nishimoto F21K 9/20
D687,395 S	8/2013	Chu			257/88
D689,834 S	9/2013	Chu et al.	2007/0285922 A1 *	12/2007	Chen F21V 19/001
D690,670 S	10/2013	Chu et al.			362/240
D691,100 S	10/2013	Chan et al.	2010/0163917 A1 *	7/2010	Chiang F21V 31/04
D691,569 S	10/2013	Edmond et al.			257/99
D693,779 S	11/2013	Chu et al.	2011/0169408 A1 *	7/2011	Chen F21K 9/00
D693,780 S	11/2013	Chen et al.			315/51
D694,202 S *	11/2013	Lin D13/180	2014/0191268 A1 *	7/2014	Ebisawa H01L 33/42
D709,039 S	7/2014	Ko et al.			257/98
D709,042 S	7/2014	Cai	2017/0084586 A1 *	3/2017	Chen H01L 25/0753
D712,851 S	9/2014	Cai et al.	2017/0261161 A1 *	9/2017	Moon F21V 3/02
D729,752 S	5/2015	Chou et al.	2018/0145224 A1 *	5/2018	Kim H01L 33/46
			2019/0189680 A1 *	6/2019	Oh H01L 27/15

* cited by examiner

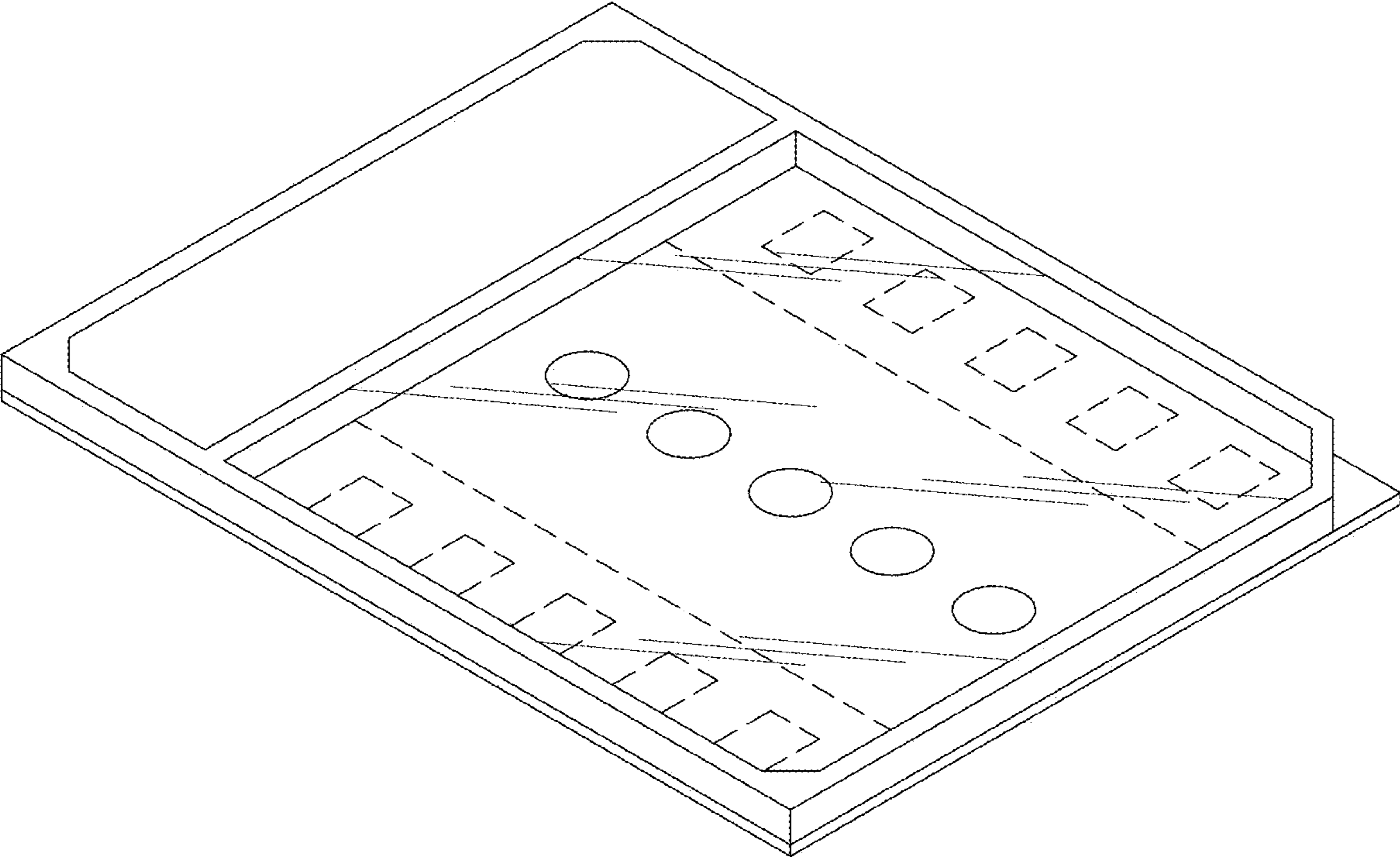


FIG. 1

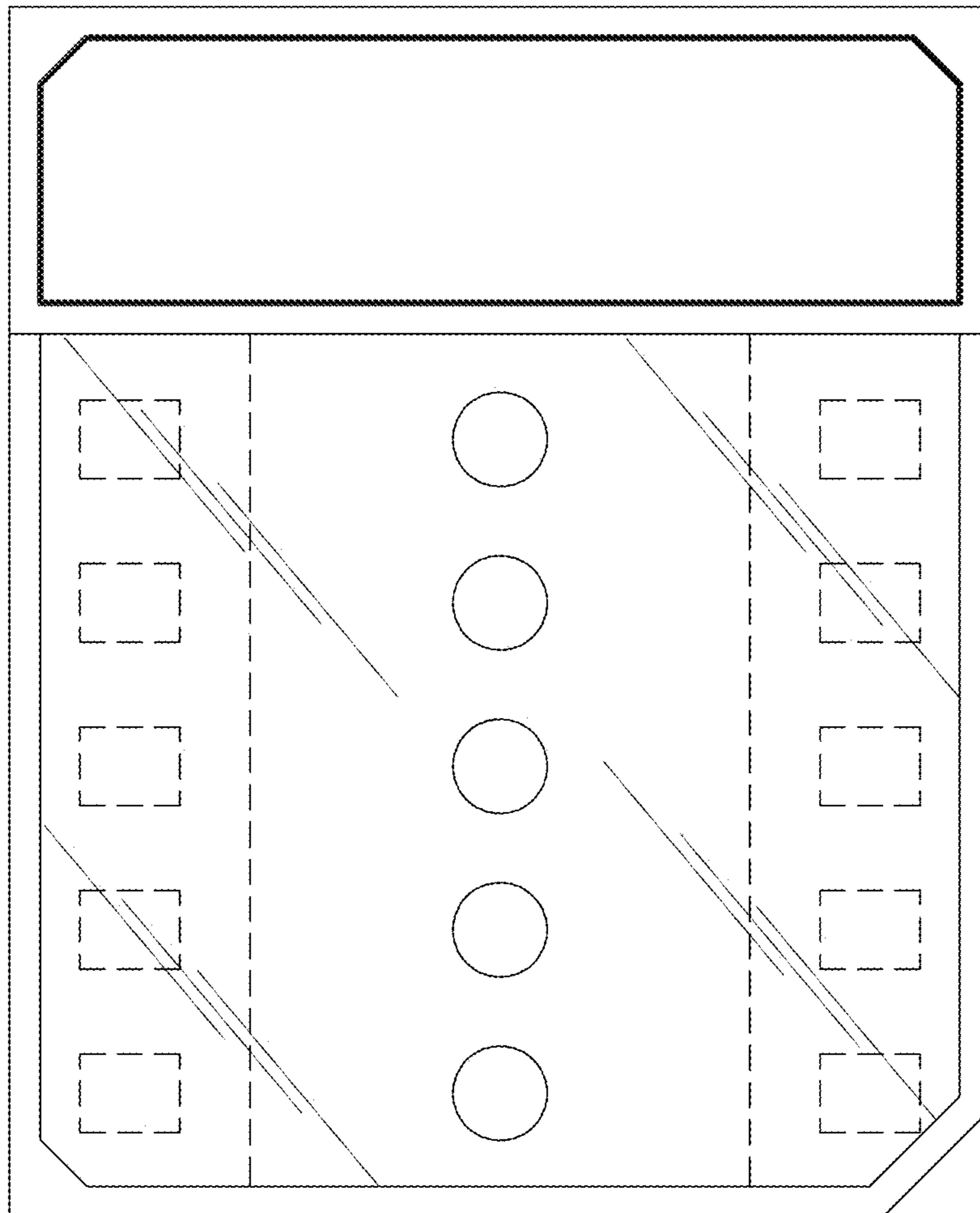


FIG. 2




FIG. 3



FIG. 4



FIG. 5




FIG. 6




FIG. 7