



US00D899360S

(12) **United States Design Patent**
Chen

(10) **Patent No.:** **US D899,360 S**

(45) **Date of Patent:** **** Oct. 20, 2020**

(54) **POWER BANK**

(71) Applicant: **Huarong Chen**, Fu'an (CN)

(72) Inventor: **Huarong Chen**, Fu'an (CN)

(73) Assignee: **ELAPUS CO., LIMITED**, Mong Kong (HK)

(**) Term: **15 Years**

(21) Appl. No.: **29/737,303**

(22) Filed: **Jun. 8, 2020**

(51) **LOC (12) Cl.** **13-02**

(52) **U.S. Cl.**
USPC **D13/108; D13/103**

(58) **Field of Classification Search**
USPC D13/103, 107-108, 110, 184, 199;
D14/251, 253, 432, 434
CPC H02J 7/0044; H02J 7/0045; H02J 7/0042;
H02J 7/342; H02J 7/345; H02J 7/025;
H02J 7/026; H02J 7/0007; H02J 7/0027;
H02J 7/0003; H02J 50/00; H02J 50/10;
H02J 50/12; H02J 50/80; H02J 50/40
See application file for complete search history.

(56) **References Cited**

U.S. PATENT DOCUMENTS

D504,109 S *	4/2005	Hagman	D13/103
D762,169 S *	7/2016	Lei	D13/108
D762,170 S *	7/2016	Lei	D13/108
D823,243 S *	7/2018	Toscani	D13/107
D823,793 S *	7/2018	Xianxi	D13/107

D824,328 S *	7/2018	Liu	D13/108
D828,295 S *	9/2018	Li	D13/108
D838,241 S *	1/2019	Xie	D13/108
D839,185 S *	1/2019	Jiang	D13/107
D843,316 S *	3/2019	Zhou	D13/108
D844,560 S *	4/2019	Miller	D13/108
D871,324 S *	12/2019	Roberts	D13/108
D872,011 S *	1/2020	Rao	D13/107
D877,070 S *	3/2020	Lemelson	D13/108
D878,288 S *	3/2020	Choi	D13/103
D881,807 S *	4/2020	Xu	D13/108
D883,925 S *	5/2020	Yoon	D13/108
D886,054 S *	6/2020	Liao	D13/108
2020/0112187 A1 *	4/2020	Reinger	G08B 5/36

* cited by examiner

Primary Examiner — Rosemary K Tarcza

(74) *Attorney, Agent, or Firm* — Justin Lampel

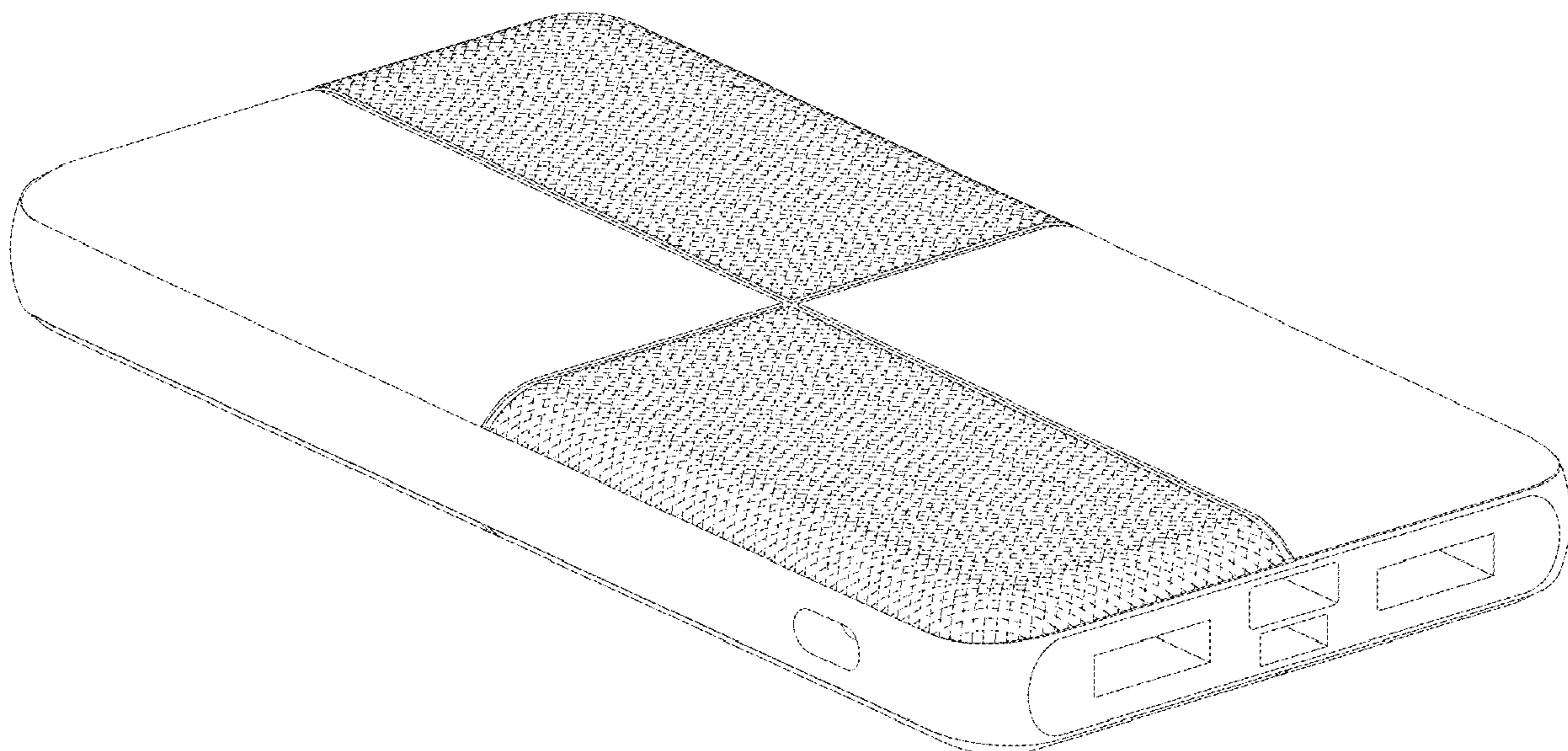
(57) **CLAIM**

The ornamental design for a power bank, as shown and described.

DESCRIPTION

FIG. 1 is a perspective view of a power bank showing the claimed design;
FIG. 2 is a top plan view thereof;
FIG. 3 is a left view thereof;
FIG. 4 is a front elevational view thereof;
FIG. 5 is a right-side view thereof;
FIG. 6 is a rear elevational view thereof; and,
FIG. 7 is a bottom plan view thereof.
The broken lines depict portions of the power bank that form no part of the claimed design.

1 Claim, 7 Drawing Sheets



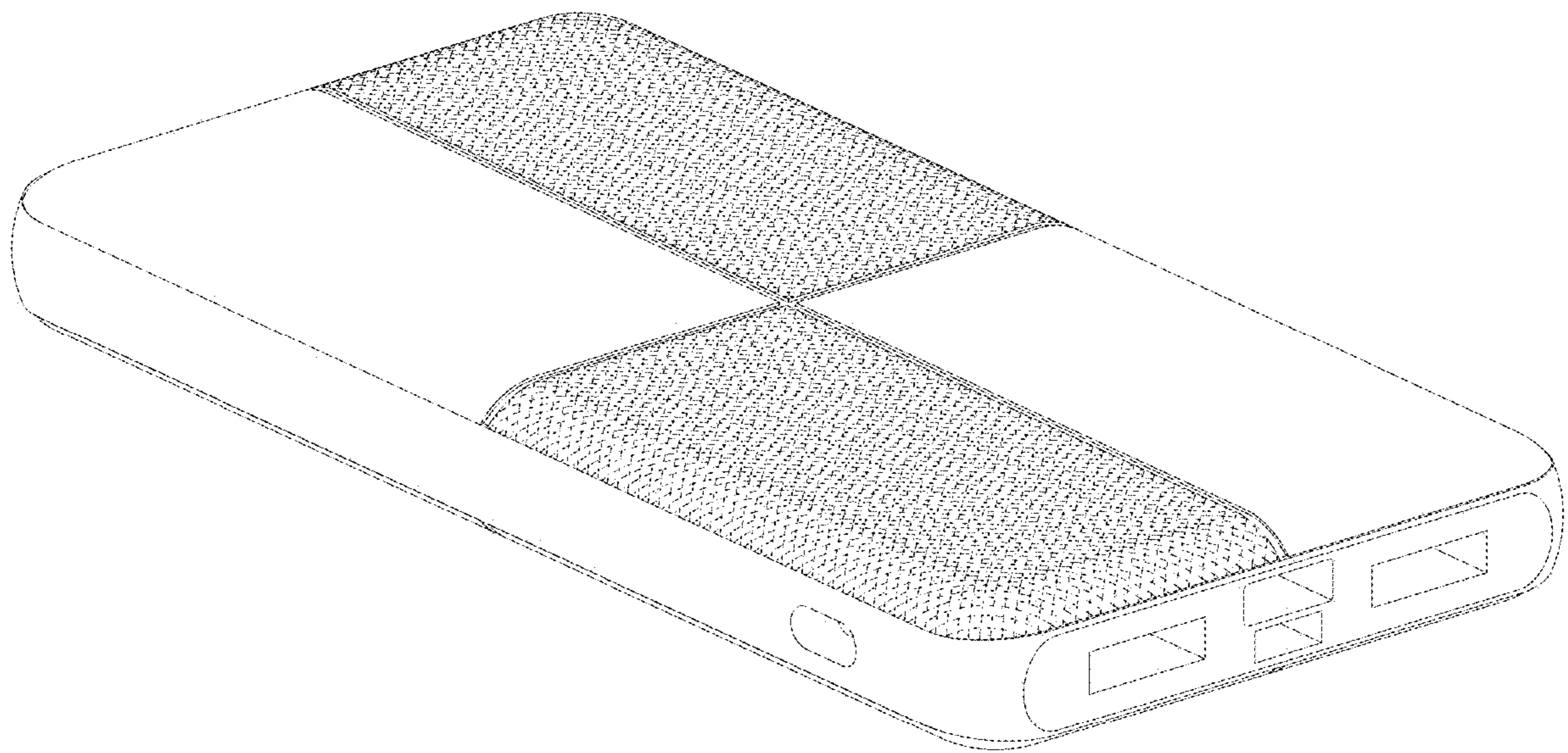


FIG.1




FIG.2

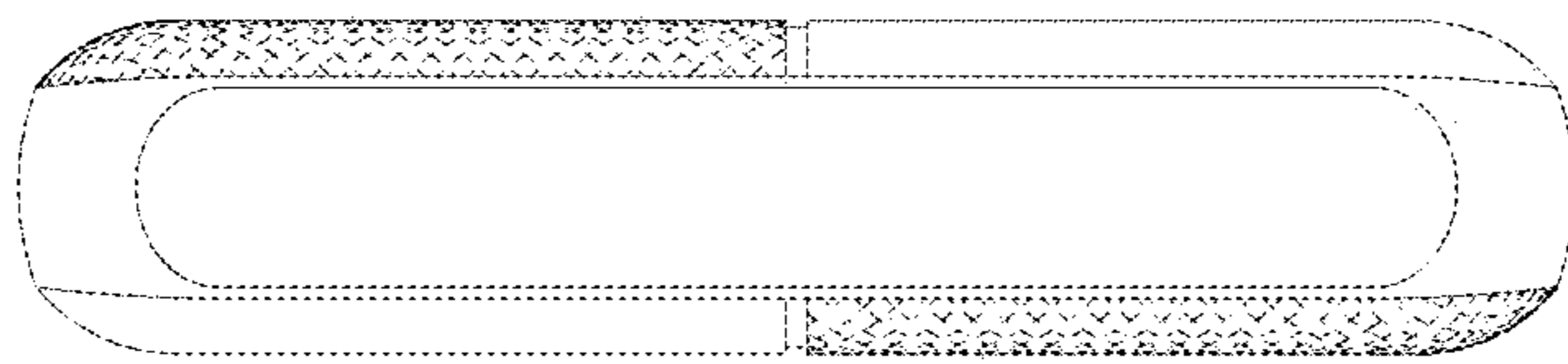


FIG.3




FIG.4

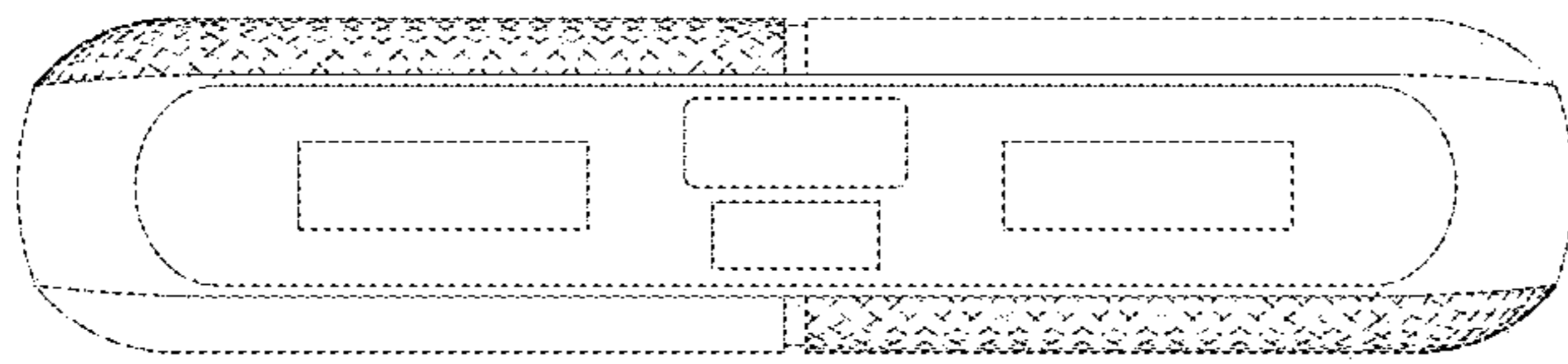


FIG. 5

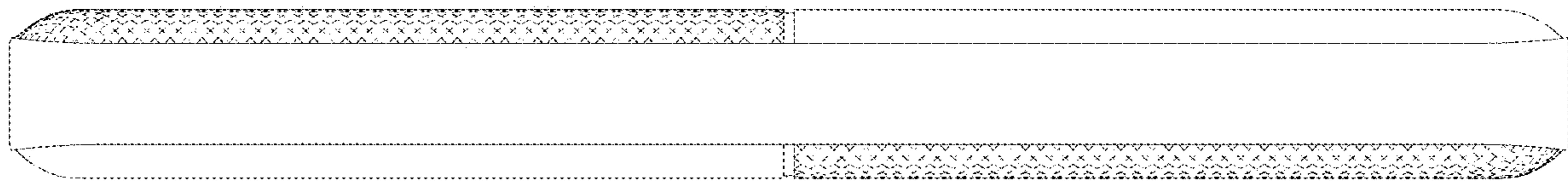


FIG.6




FIG. 7