

US00D899334S

(12) **United States Design Patent** (10) **Patent No.:** **US D899,334 S**
Bertin et al. (45) **Date of Patent:** **** Oct. 20, 2020**

(54) **VEHICLE TRUNK LID**
(71) Applicant: **Jaguar Land Rover Limited**, Whitley, Coventry (GB)
(72) Inventors: **Roman Bertin**, Coventry (GB); **Hugo Nightingale**, Coventry (GB)
(73) Assignee: **Jaguar Land Rover Limited**, Whitley, Coventry (GB)
(**) Term: **15 Years**
(21) Appl. No.: **29/636,997**
(22) Filed: **Feb. 13, 2018**

6,357,815 B1 * 3/2002 Queveau B60J 7/205
296/107.08
D463,999 S * 10/2002 Beck D12/16
D491,104 S * 6/2004 Berg D12/7
7,017,969 B1 * 3/2006 Kirkham B60R 13/011
296/39.1

(Continued)

Primary Examiner — Susan Bennett Hattan
Assistant Examiner — Suzanne E Tisdell
(74) *Attorney, Agent, or Firm* — Wood Herron & Evans LLP

(57) **CLAIM**

The ornamental design for a vehicle trunk lid, as shown and described.


DESCRIPTION

(30) **Foreign Application Priority Data**
Aug. 29, 2017 (EM) 004170561
(51) **LOC (12) Cl.** **12-16**
(52) **U.S. Cl.**
USPC **D12/196**
(58) **Field of Classification Search**
USPC D12/86, 91, 93, 163, 164, 165, 166, 167,
D12/169, 171, 172, 173, 190, 216
CPC B62D 39/00; B62D 21/12; B62D 65/16;
B60R 19/02; B60R 19/04; B60R 19/18;
B60R 19/44; B60R 19/48
See application file for complete search history.

FIG. 1 is a front view of a vehicle trunk lid according to the present invention.
FIG. 2 is a front left perspective view of the vehicle trunk lid shown in FIG. 1.
FIG. 3 is a front right perspective view thereof.
FIG. 4 is a rear left perspective view thereof.
FIG. 5 is a rear right perspective view thereof.
FIG. 6 is a rear view thereof.
FIG. 7 is a right side view thereof.
FIG. 8 is a left side view thereof.
FIG. 9 is a top view thereof.
FIG. 10 is a bottom view thereof; and,
FIG. 11 is a front view of the vehicle trunk lid shown in FIG. 1-10, but with the vehicle trunk lid mounted on a vehicle, and the rest of the vehicle shown in de-emphasized and half-tone portions so as to illustrate environmental structure. These portions form no part of the claimed invention. More particularly, in FIG. 11, the inventive vehicle trunk lid is shown within the broken line, and the elements shown outside the broken line form no part of the claimed invention, but are instead included to show environmental aspects thereof.

(56) **References Cited**
U.S. PATENT DOCUMENTS
2,391,310 A * 12/1945 Heller B60R 5/04
414/462
2,772,041 A * 11/1956 Zeabari B60R 9/06
224/496
2,889,619 A * 6/1959 Robinson B23K 33/008
228/173.6
3,783,655 A * 1/1974 Giannetto E05B 83/16
70/1.5
D243,077 S * 1/1977 Pray D12/413

1 Claim, 11 Drawing Sheets



(56)

References Cited

U.S. PATENT DOCUMENTS

7,341,289 B2 * 3/2008 Schretzlmeier E05B 83/26
292/92
D596,546 S * 7/2009 Habib D12/196
7,597,378 B2 * 10/2009 Ichinose B62D 25/105
296/76
D695,177 S * 12/2013 Matsueda D12/196
D764,994 S * 8/2016 Jo D12/196
D785,532 S * 5/2017 Park D12/196
D791,030 S * 7/2017 Faghih-zadeh D12/196
D813,773 S * 3/2018 Cho D12/196
D823,211 S * 7/2018 Lim D12/196
D825,421 S * 8/2018 Kim D12/196
D829,625 S * 10/2018 Kim D12/196
D831,553 S * 10/2018 Ojea D12/196
D839,168 S * 1/2019 Cho D12/196

* cited by examiner




FIG. 1




FIG. 2




FIG. 3

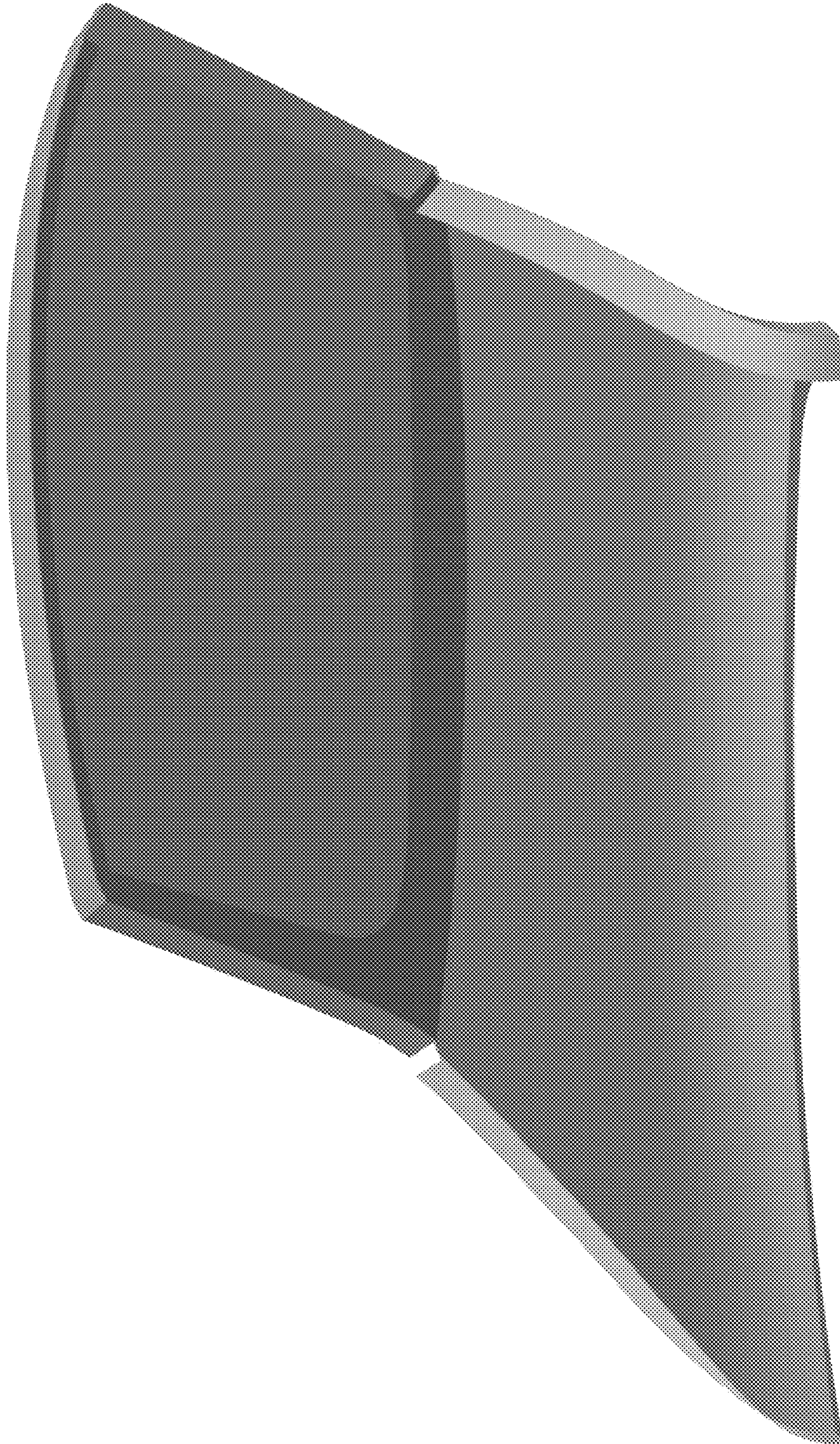


FIG. 4




FIG. 5




FIG. 6




FIG. 7




FIG. 8

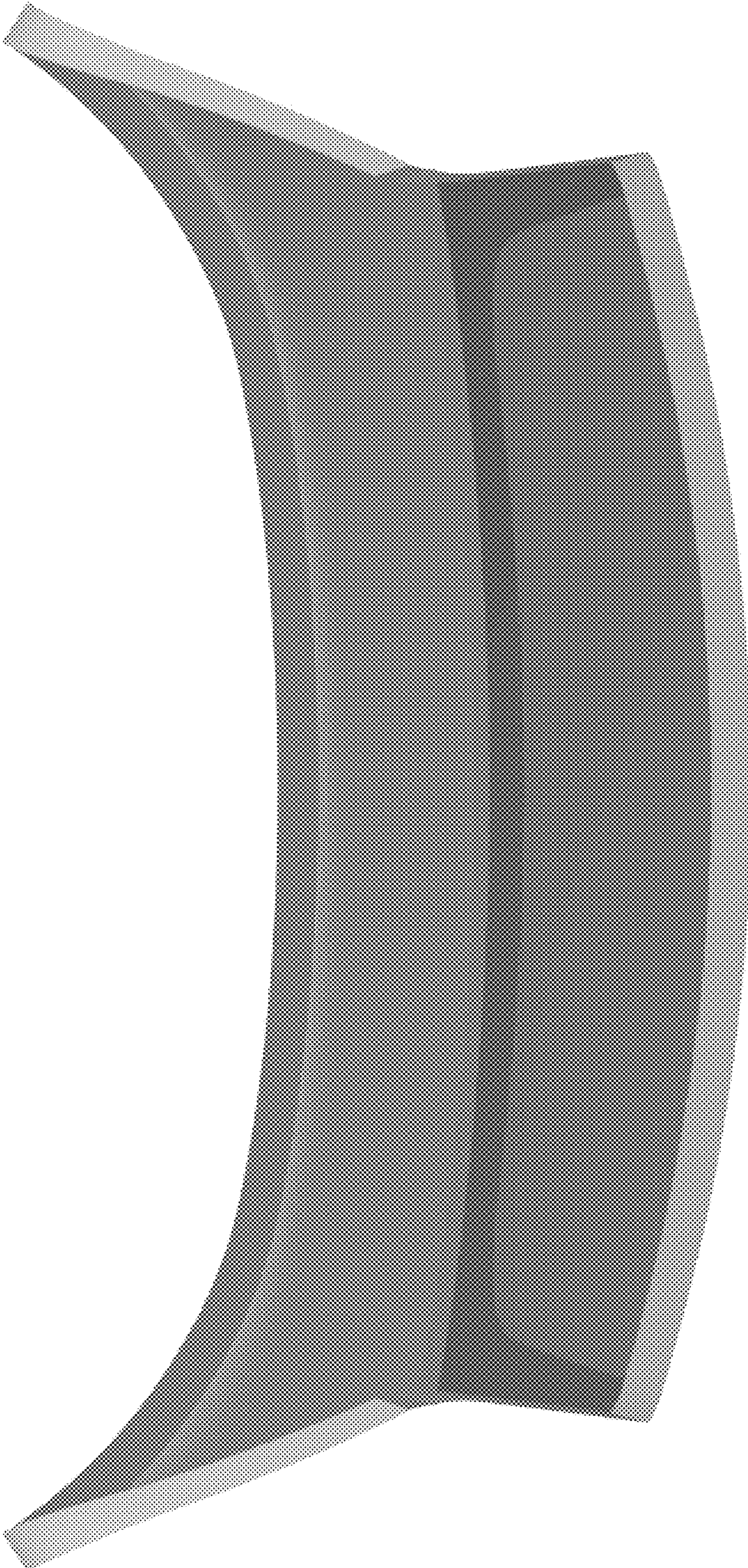


FIG. 9




FIG. 10




FIG. 11