

US00D899331S

(12) **United States Design Patent** (10) **Patent No.:** **US D899,331 S**
Wiltshire et al. (45) **Date of Patent:** **** Oct. 20, 2020**

(54) **VEHICLE FRONT INNER FENDER**
(71) Applicant: **Jaguar Land Rover Limited**, Whitley, Coventry (GB)
(72) Inventors: **Julian Wiltshire**, Coventry (GB); **Massimo Frascella**, Coventry (GB)
(73) Assignee: **Jaguar Land Rover Limited**, Whitley, Coventry (GB)
(**) Term: **15 Years**
(21) Appl. No.: **29/725,687**
(22) Filed: **Feb. 26, 2020**

Related U.S. Application Data

(62) Division of application No. 29/626,519, filed on Nov. 17, 2017, now Pat. No. Des. 876,999.

Foreign Application Priority Data

May 17, 2017 (EM) 004006575
May 17, 2017 (EM) 004006609
May 17, 2017 (EM) 004006617

(51) **LOC (12) Cl.** **12-16**
(52) **U.S. Cl.**
USPC **D12/181**
(58) **Field of Classification Search**
USPC D12/114, 181, 184, 196; D15/28
CPC B62D 25/16; B62D 25/18
See application file for complete search history.

References Cited

U.S. PATENT DOCUMENTS

4,322,106 A ‡ 3/1982 Nespor B60R 19/02
293/121
7,311,352 B2 ‡ 12/2007 Flotzinger B60R 19/04
293/115

D720,265 S ‡ 12/2014 Galante D12/169
8,972,116 B2 ‡ 3/2015 Leach et al. B60R 19/02
701/45
9,016,766 B2 ‡ 4/2015 Silva et al. B60R 19/12
296/187.09
D734,230 S ‡ 7/2015 Wheel D12/196
9,199,293 B2 ‡ 12/2015 Joyce B21D 11/10
D746,722 S ‡ 1/2016 Henstridge D12/91
D750,532 S ‡ 3/2016 Frascella D12/91
9,278,716 B1 * 3/2016 Joseph B62D 25/18
D756,870 S * 5/2016 Tsutamori D12/184
9,327,768 B2 ‡ 5/2016 Donabedian B62D 25/02
D758,935 S * 6/2016 Platto D12/184
9,403,557 B1 * 8/2016 Sharma C21D 1/06
9,487,238 B2 * 11/2016 Iwano B62D 25/025
D775,031 S * 12/2016 Frascella D12/184

(Continued)

Primary Examiner — Susan Bennett Hattan

Assistant Examiner — Suzanne E Tisdell

(74) *Attorney, Agent, or Firm* — Wood Herron & Evans LLP

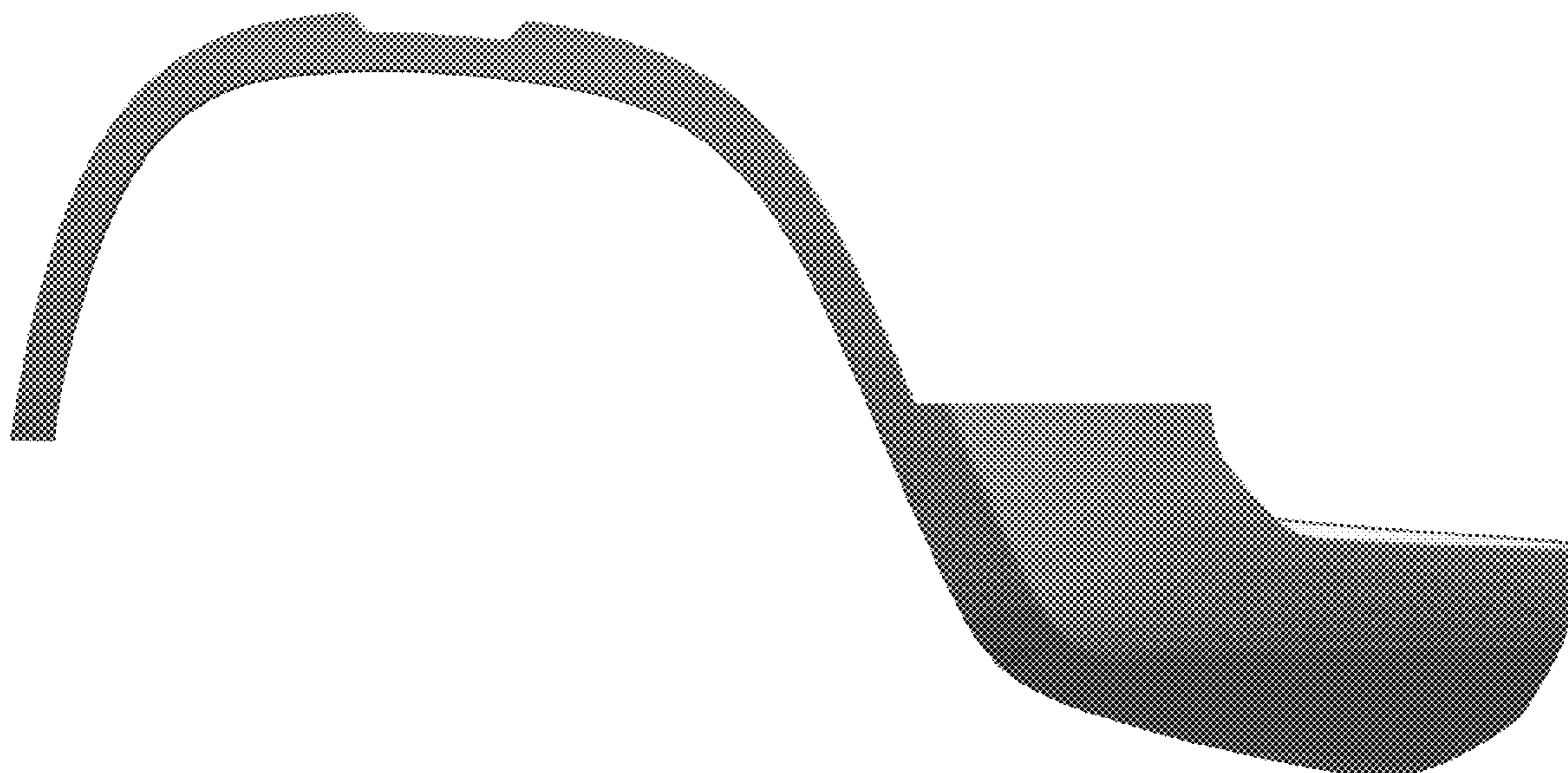
(57) **CLAIM**

The ornamental design for a vehicle front inner fender, as shown and described.

DESCRIPTION

FIG. 1 is a front left perspective of a vehicle front inner fender of the present invention.
FIG. 2 is a front right perspective view of the front inner fender shown in FIG. 1.
FIG. 3 is a rear right perspective view thereof.
FIG. 4 is a rear left perspective view thereof.
FIG. 5 is a front view thereof.
FIG. 6 is a rear view thereof.
FIG. 7 is a left side view thereof.
FIG. 8 is a right side view thereof.
FIG. 9 is a top view thereof; and,
FIG. 10 is a bottom view thereof.

1 Claim, 10 Drawing Sheets



(56)

References Cited

U.S. PATENT DOCUMENTS

D787,395 S * 5/2017 Curic D12/181
D788,643 S ‡ 6/2017 Bucher D12/91
9,669,876 B2 * 6/2017 Iwano B62D 25/04
D793,907 S ‡ 8/2017 Woolley D12/91
9,738,322 B2 * 8/2017 Matthiessen B62D 25/02
D803,119 S * 11/2017 Beermann D12/184
D803,741 S * 11/2017 Tsubaki D12/184
D805,013 S * 12/2017 Whitla D12/181
D805,959 S ‡ 12/2017 Wheel D12/91
D806,622 S * 1/2018 Granlund D12/184
D807,261 S * 1/2018 Zavatski D12/184
9,890,966 B2 * 2/2018 Mueller B62D 25/16
D813,097 S ‡ 3/2018 Szavits D12/91
D817,815 S ‡ 5/2018 Hubers D12/91
D817,829 S * 5/2018 Behmer D12/184
D818,399 S ‡ 5/2018 Frascella D12/91
D818,879 S ‡ 5/2018 Kochi D12/91
D820,160 S ‡ 6/2018 Smock D12/91
D820,163 S ‡ 6/2018 Woodhouse D12/91
D820,175 S ‡ 6/2018 Ishigaki D12/69
D820,730 S ‡ 6/2018 Wang D12/91
D820,751 S * 6/2018 Luk D12/184
D821,266 S ‡ 6/2018 Hagino D12/91
D823,741 S * 7/2018 Kim D12/169
10,023,241 B2 * 7/2018 Umemoto B62D 25/161
10,035,543 B2 * 7/2018 Sato B62D 25/2036
D826,811 S * 8/2018 Lim D12/184
D827,527 S * 9/2018 Loeb D12/184
D827,528 S * 9/2018 Gueler D12/184
D827,529 S * 9/2018 Al Attar D12/184
D828,254 S * 9/2018 Simm D12/184
10,077,085 B2 * 9/2018 Pfaffelhuber B62D 29/043

* cited by examiner

‡ imported from a related application




FIG. 1




FIG. 2




FIG. 3




FIG. 4




FIG. 5



FIG. 6




FIG. 7




FIG. 8



FIG. 9



FIG. 10