



US00D899326S

(12) **United States Design Patent** (10) **Patent No.:** **US D899,326 S**  
**Betancourt et al.** (45) **Date of Patent:** **\*\* Oct. 20, 2020**

(54) **VEHICLE REAR LOWER BUMPER COVER**

(56) **References Cited**

(71) Applicant: **Ford Global Technologies, LLC**,  
Dearborn, MI (US)  
(72) Inventors: **Melvin Betancourt**, Shelby Township,  
MI (US); **Eric Stoddard**, Birmingham,  
MI (US); **Daniel J. Kangas**, Dearborn  
Heights, MI (US); **Darrell P. Behmer**,  
Novi, MI (US); **Craig S. Metros**,  
Bloomfield, MI (US); **Christopher  
Svensson**, Bloomfield, MI (US)  
(73) Assignee: **Ford Global Technologies, LLC**,  
Dearborn, MI (US)

U.S. PATENT DOCUMENTS

D739,315 S *	9/2015	Blanski .....	D12/169
D746,734 S *	1/2016	Wolff .....	D12/169
D803,738 S *	11/2017	Granlund .....	D12/169
D811,959 S *	3/2018	Perkins .....	D12/169
D816,562 S *	5/2018	Whitla .....	D12/169
D823,194 S *	7/2018	Gueler .....	D12/169
D842,774 S *	3/2019	Munakata .....	D12/169
D850,998 S *	6/2019	Woodhouse .....	D12/169
D853,907 S *	7/2019	Betancourt .....	D12/169
D869,358 S *	12/2019	Betancourt .....	D12/169
D869,359 S *	12/2019	Betancourt .....	D12/169
D879,682 S *	3/2020	Melville-Brown .....	D12/169

\* cited by examiner

*Primary Examiner* — Melody N Brown

(\*\*) Term: **15 Years**

(21) Appl. No.: **29/716,581**

(22) Filed: **Dec. 10, 2019**

(57) **CLAIM**

The ornamental design for a vehicle rear lower bumper cover, as shown and described.

**Related U.S. Application Data**

(62) Division of application No. 29/640,749, filed on Mar. 16, 2018, now Pat. No. Des. 869,358.

(51) **LOC (12) Cl.** ..... **12-16**

(52) **U.S. Cl.**  
USPC ..... **D12/169**


(58) **Field of Classification Search**  
USPC ..... D12/169, 196, 86, 90-92, 163, 190, 98,  
D12/164; 293/102, 113, 115, 117, 120,  
293/193.11; 296/180.1, 180.2; 180/68.1,  
180/68.6  
CPC ..... B60R 19/52; B60K 11/08; B62D 25/08;  
B62B 9/16


See application file for complete search history.

**DESCRIPTION**

FIG. 1 is a front elevational view of a vehicle rear lower bumper cover, showing our new design;  
FIG. 2 is a left side elevational view thereof;  
FIG. 3 is a right side elevational view thereof;  
FIG. 4 is a top plan view thereof;  
FIG. 5 is a bottom plan view thereof;  
FIG. 6 is a top, front, and left side perspective view thereof;  
and,  
FIG. 7 is a bottom, front, and left side perspective view thereof.

**1 Claim, 7 Drawing Sheets**





*Fig. 1*




Fig. 2





Fig. 3



*Fig. 4*

Fig. 5




Fig. 6






Fig. 7