



US00D899291S

(12) **United States Design Patent**
Bonoli et al.

(10) **Patent No.:** **US D899,291 S**

(45) **Date of Patent:** **** Oct. 20, 2020**

(54) **BRACELET**

(71) Applicant: **BONOLI S.R.L.**, Forlì (IT)

(72) Inventors: **Massimiliano Bonoli**, Forlimpopoli (IT); **Maurizio Fiori**, Forlì (IT)

(73) Assignee: **BONOLI S.R.L.**, Forlì (IT)

(**) Term: **15 Years**

(21) Appl. No.: **29/727,135**

(22) Filed: **Mar. 9, 2020**

Related U.S. Application Data

(62) Division of application No. 29/606,113, filed on Jun. 1, 2017.

(30) **Foreign Application Priority Data**

Dec. 1, 2016 (EM) 003494285

(51) **LOC (12) Cl.** **11-01**

(52) **U.S. Cl.**
USPC **D11/16**

(58) **Field of Classification Search**
USPC D11/1-7, 12, 16, 40-45, 47-50, 52-54, D11/56-58, 61, 63, 75-86; D3/207-211; D28/41
CPC A44C 1/00; A44C 5/00; A44C 5/0007; A44C 5/02; A44C 7/00; A44C 7/002; A44C 7/003; A44C 7/004; A44C 7/005; A44C 7/006; A44C 7/007; A44C 7/008; A44C 7/009; A44C 15/00; A44C 25/00; A44C 25/001; A44C 25/002; A44C 25/007

See application file for complete search history.

(56) **References Cited**

U.S. PATENT DOCUMENTS

D16,149 S * 7/1885 Imfeld D11/12
D42,643 S 6/1912 Meyers

D53,035 S * 3/1919 Fisher D11/14
1,481,894 A 1/1924 Fishel
D160,142 S 9/1950 Bogoff
D161,048 S * 11/1950 Philippe D11/5
D407,035 S 3/1999 Ambar
D587,433 S 3/2009 Ratcliff
D588,490 S * 3/2009 Momjian D11/40
D677,192 S 3/2013 Papadimitriou
D719,865 S * 12/2014 Yatsugi-Kang D11/3
D720,642 S 1/2015 Coin
D722,904 S 2/2015 Barbazza
D723,411 S 3/2015 Barbazza
D755,072 S * 5/2016 Dholakiya D11/34
D779,362 S 2/2017 Verdeille

(Continued)

Primary Examiner — Wendy L Arminio

(74) *Attorney, Agent, or Firm* — Cantor Colburn LLP


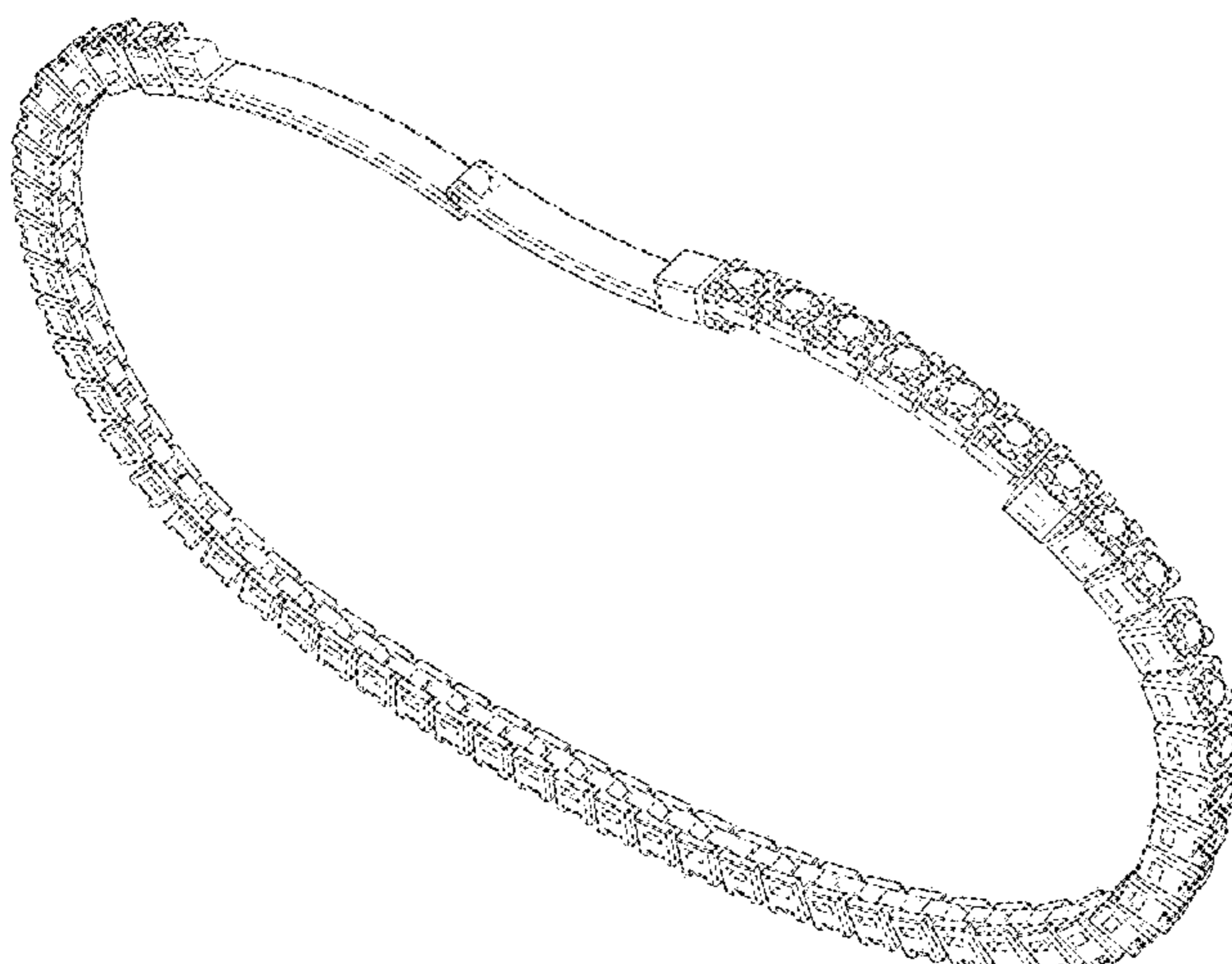
(57) **CLAIM**

We claim, the ornamental design for a bracelet, as shown and described.

DESCRIPTION

FIG. 1 is a perspective view of a bracelet, showing our new design in an open configuration;
FIG. 2 is a front view thereof;
FIG. 3 is a rear view thereof;
FIG. 4 is a left side view thereof;
FIG. 5 is a right side view thereof;
FIG. 6 is a top view thereof;
FIG. 7 is a bottom view thereof;
FIG. 8 is a perspective view of the bracelet of FIG. 1, showing the design in a closed configuration;
FIG. 9 is a front view thereof;
FIG. 10 is a rear view thereof;
FIG. 11 is a left side view thereof;
FIG. 12 is a right side view thereof;
FIG. 13 is a top view thereof; and,
FIG. 14 is a bottom view thereof.

1 Claim, 10 Drawing Sheets



(56)

References Cited

U.S. PATENT DOCUMENTS

D779,363 S * 2/2017 Yatsugi-Kang D11/16
D785,484 S * 5/2017 Galli D11/12
D800,011 S 10/2017 Riviere
D814,964 S 4/2018 Levian
D827,477 S 9/2018 Amfitheatrof et al.
D831,522 S * 10/2018 Gruosi-Scheufele D11/4
D852,665 S * 7/2019 Ambrozewicz D11/13
D877,641 S * 3/2020 Vivat D11/16
2015/0289610 A1 * 10/2015 Dholakiya A44C 9/02
63/15.45
2020/0000185 A1 * 1/2020 Demeglio A44C 5/022

* cited by examiner



Fig. 1

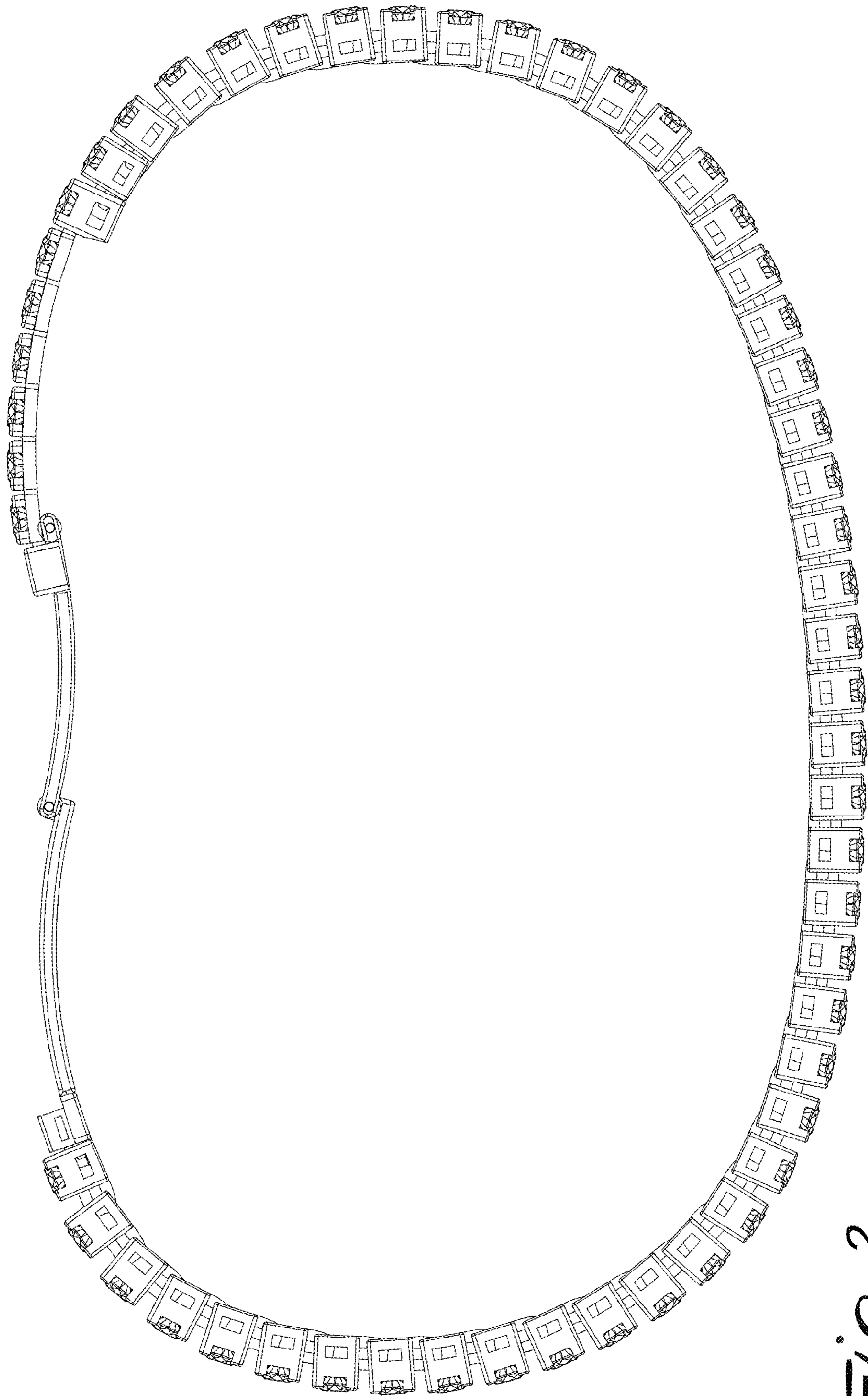


Fig. 2

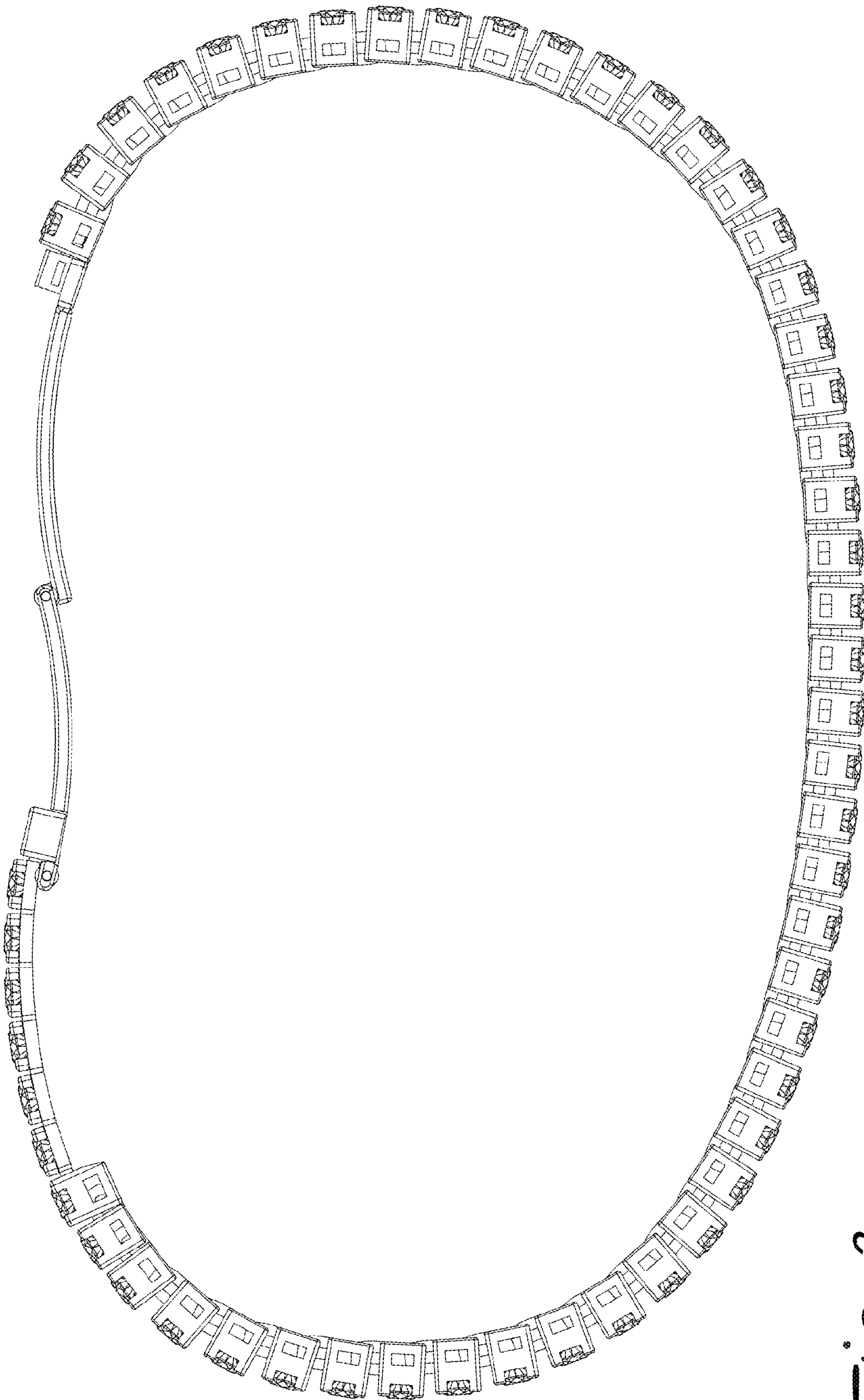


Fig. 3

Fig. 5





Fig. 4



Fig. 6




Fig. 7



Fig. 8

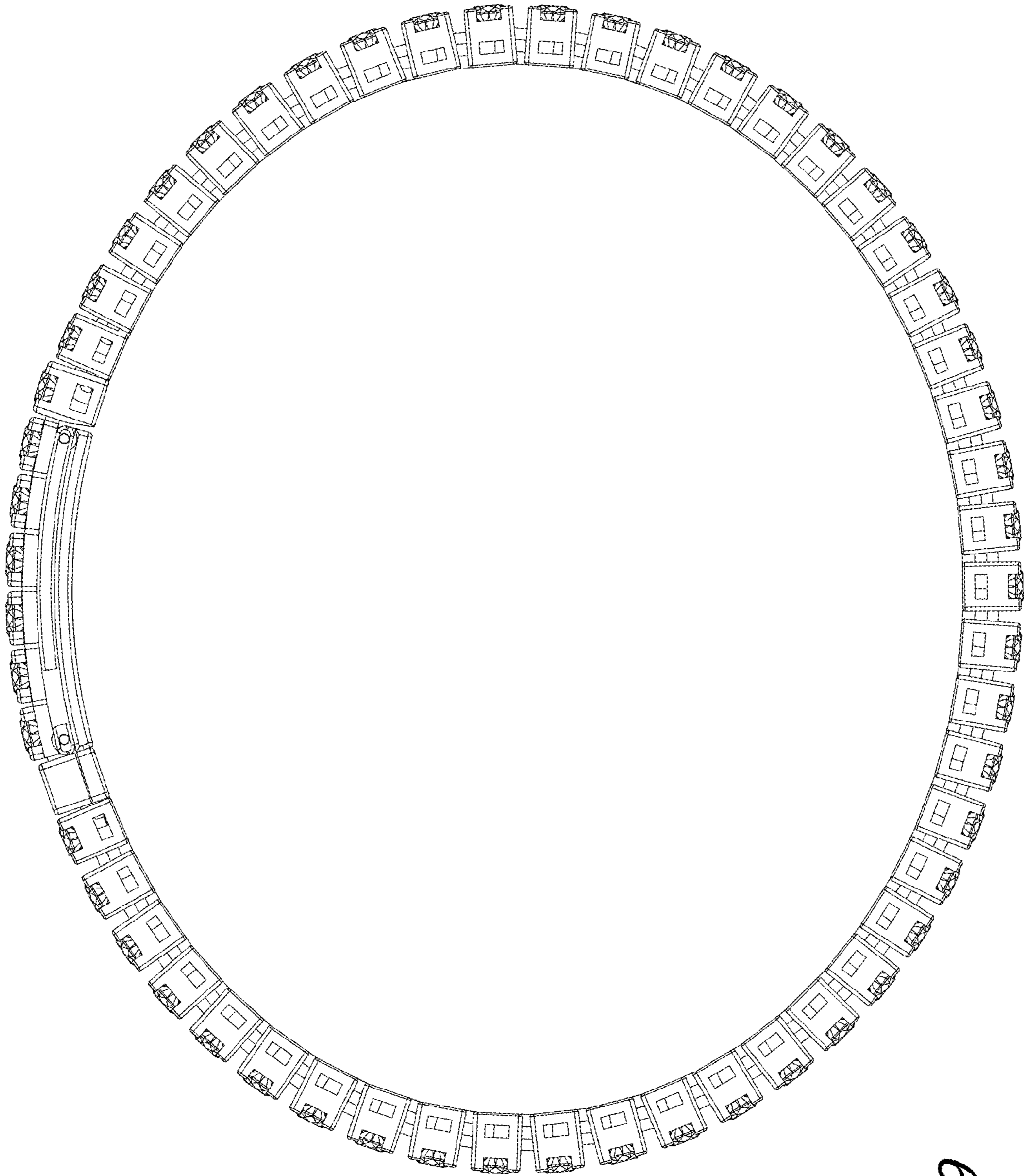


Fig. 9

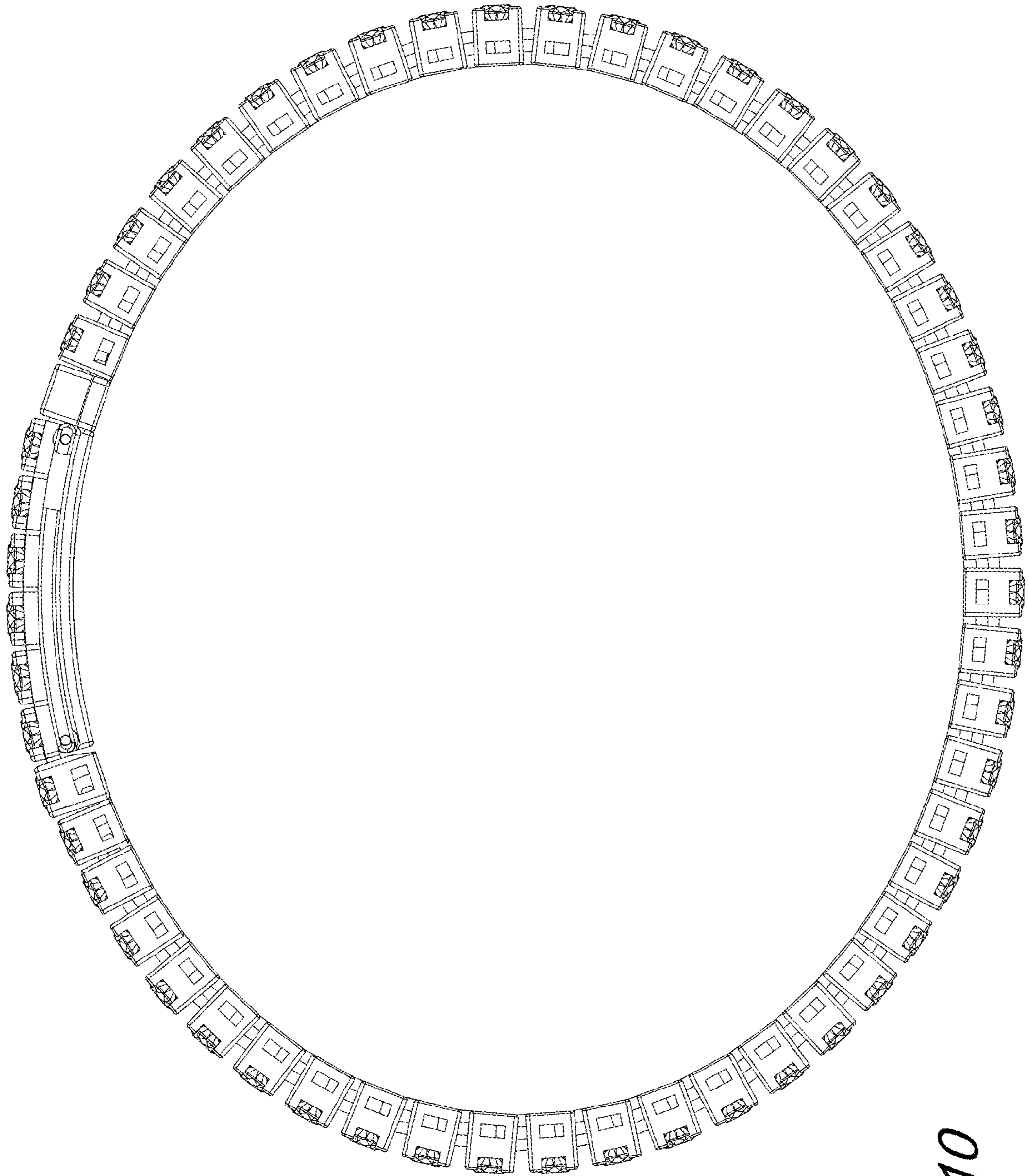


Fig. 10

Fig. 12

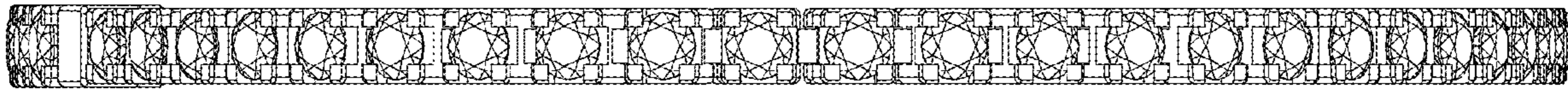
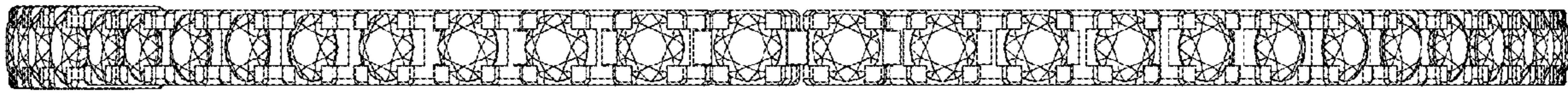


Fig. 11

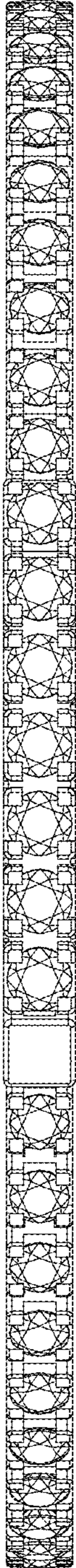


Fig. 13

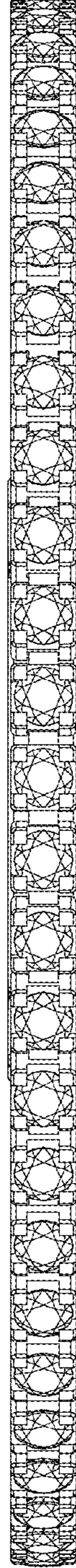


Fig. 14