



US00D899290S

(12) **United States Design Patent**
Bonoli et al.

(10) **Patent No.:** **US D899,290 S**
(45) **Date of Patent:** **** Oct. 20, 2020**

(54) **BRACELET**

(71) Applicant: **BONOLI S.R.L.**, Forlì (IT)

(72) Inventors: **Massimiliano Bonoli**, Forlimpopoli (IT); **Maurizio Fiori**, Forlì (IT)

(73) Assignee: **BONOLI S.R.L.**, Forlì (IT)

(**) Term: **15 Years**

(21) Appl. No.: **29/606,113**

(22) Filed: **Jun. 1, 2017**

(30) **Foreign Application Priority Data**

Dec. 1, 2016 (EM) 003494285

(51) **LOC (12) Cl.** **11-01**

(52) **U.S. Cl.**
USPC **D11/16**

(58) **Field of Classification Search**
USPC D11/1-7, 16, 40-45, 47-50, 52-54,
D11/56-58, 61, 63, 75-86; D3/207-211;
D28/41
CPC A44C 1/00; A44C 5/00; A44C 5/0007;
A44C 5/02; A44C 7/00; A44C 7/002;
A44C 7/003; A44C 7/004; A44C 7/005;
A44C 7/006; A44C 7/007; A44C 7/008;
A44C 7/009; A44C 15/00; A44C 25/00;
A44C 25/001; A44C 25/002; A44C
25/007

See application file for complete search history.

(56) **References Cited**

U.S. PATENT DOCUMENTS

D16,149 S 7/1885 Imfeld
D42,643 S * 6/1912 Meyers D11/90
D53,035 S 3/1919 Fisher
1,481,894 A * 1/1924 Fishel A44C 5/025
63/4

D160,142 S * 9/1950 Bogoff D11/16
D161,048 S 11/1950 Philippe
D407,035 S * 3/1999 Ambar D11/6
D587,433 S * 3/2009 Ratcliff D11/16
D588,490 S 3/2009 Momjian
D677,192 S * 3/2013 Papadimitriou D11/16
D719,865 S 12/2014 Yatsugi-Kang
D720,642 S * 1/2015 Coin D11/3
D722,904 S * 2/2015 Barbazza D11/3
D723,411 S * 3/2015 Barbazza D11/3
D755,072 S 5/2016 Dholakiya
D779,362 S * 2/2017 Verdeille D11/16
D779,363 S 2/2017 Yatsugi-Kang
D785,484 S 5/2017 Galli
D800,011 S * 10/2017 Riviere D11/16
D814,964 S * 4/2018 LeVian D11/91

(Continued)

Primary Examiner — Wendy L Arminio

(74) *Attorney, Agent, or Firm* — Cantor Colburn LLP

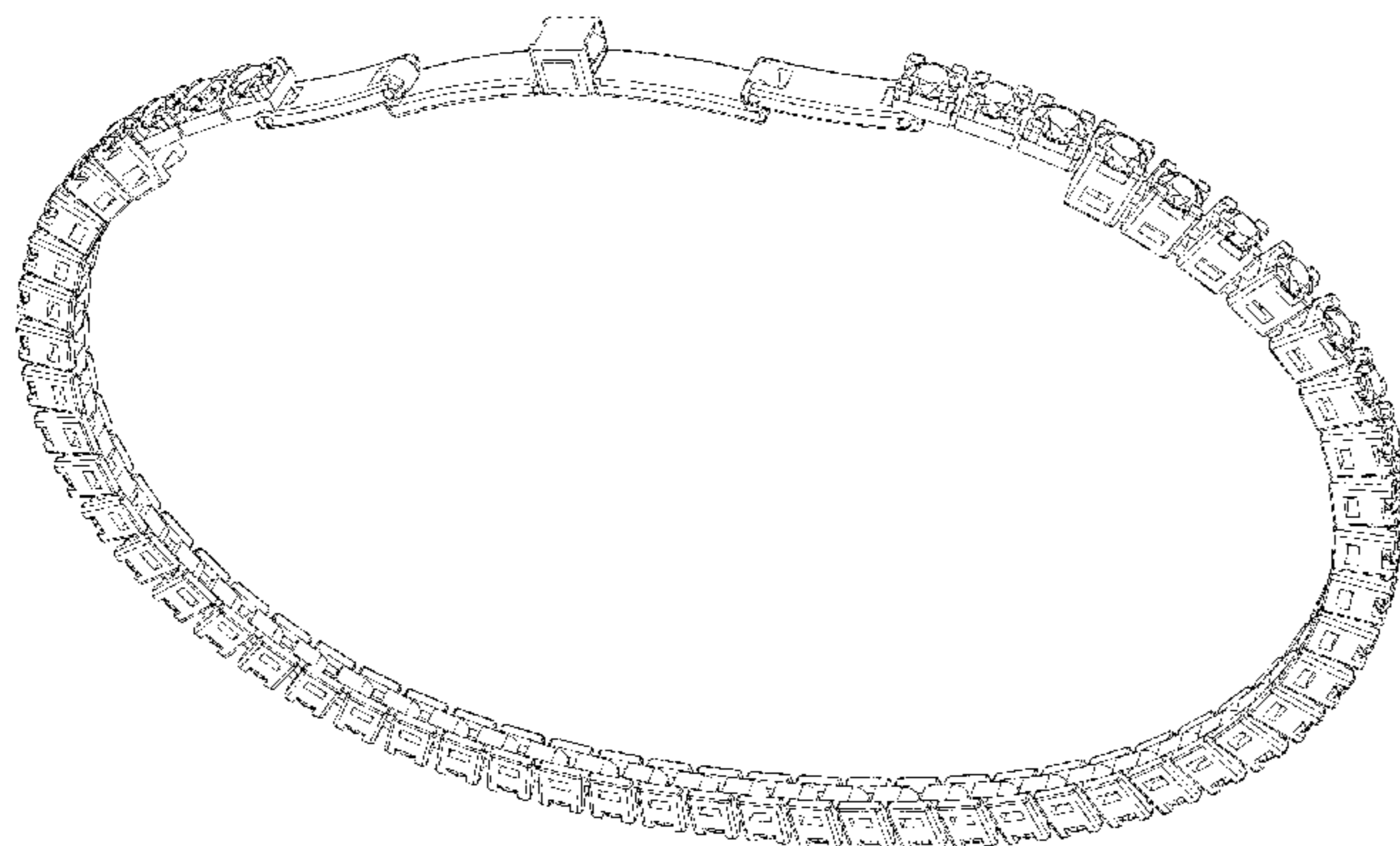
(57) **CLAIM**

We claim, the ornamental design for a bracelet, as shown and described.

DESCRIPTION

FIG. 1 is a perspective view of a bracelet, showing our new design in an open configuration;
FIG. 2 is a front view thereof;
FIG. 3 is a rear view thereof;
FIG. 4 is a left side view thereof;
FIG. 5 is a right side view thereof;
FIG. 6 is a top view thereof;
FIG. 7 is a bottom view thereof;
FIG. 8 is a perspective view of the bracelet, showing the design in a closed configuration;
FIG. 9 is a front view thereof;
FIG. 10 is a rear view thereof;
FIG. 11 is a left side view thereof;
FIG. 12 is a right side view thereof;
FIG. 13 is a top view thereof; and,
FIG. 14 is a bottom view thereof.

1 Claim, 10 Drawing Sheets



(56)

References Cited

U.S. PATENT DOCUMENTS

D827,477 S	*	9/2018	Amfitheatrof	D11/3
D831,522 S		10/2018	Gruosi-Scheufele	
D852,665 S		7/2019	Ambrozewicz	
D877,641 S		3/2020	Vivat	
2015/0289610 A1		10/2015	Dholakiya	
2020/0000185 A1		1/2020	Demeglio	

* cited by examiner

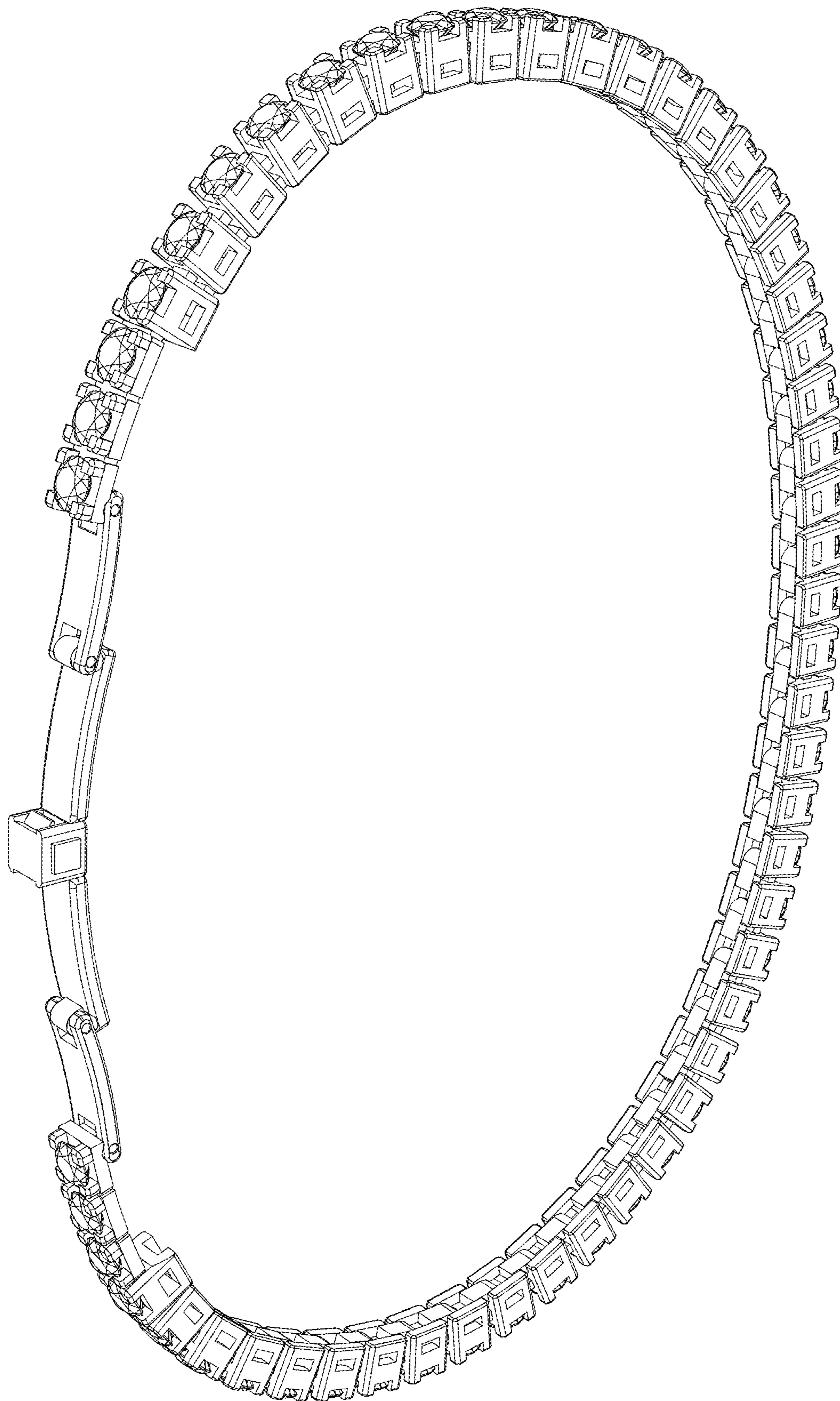


Fig. 1

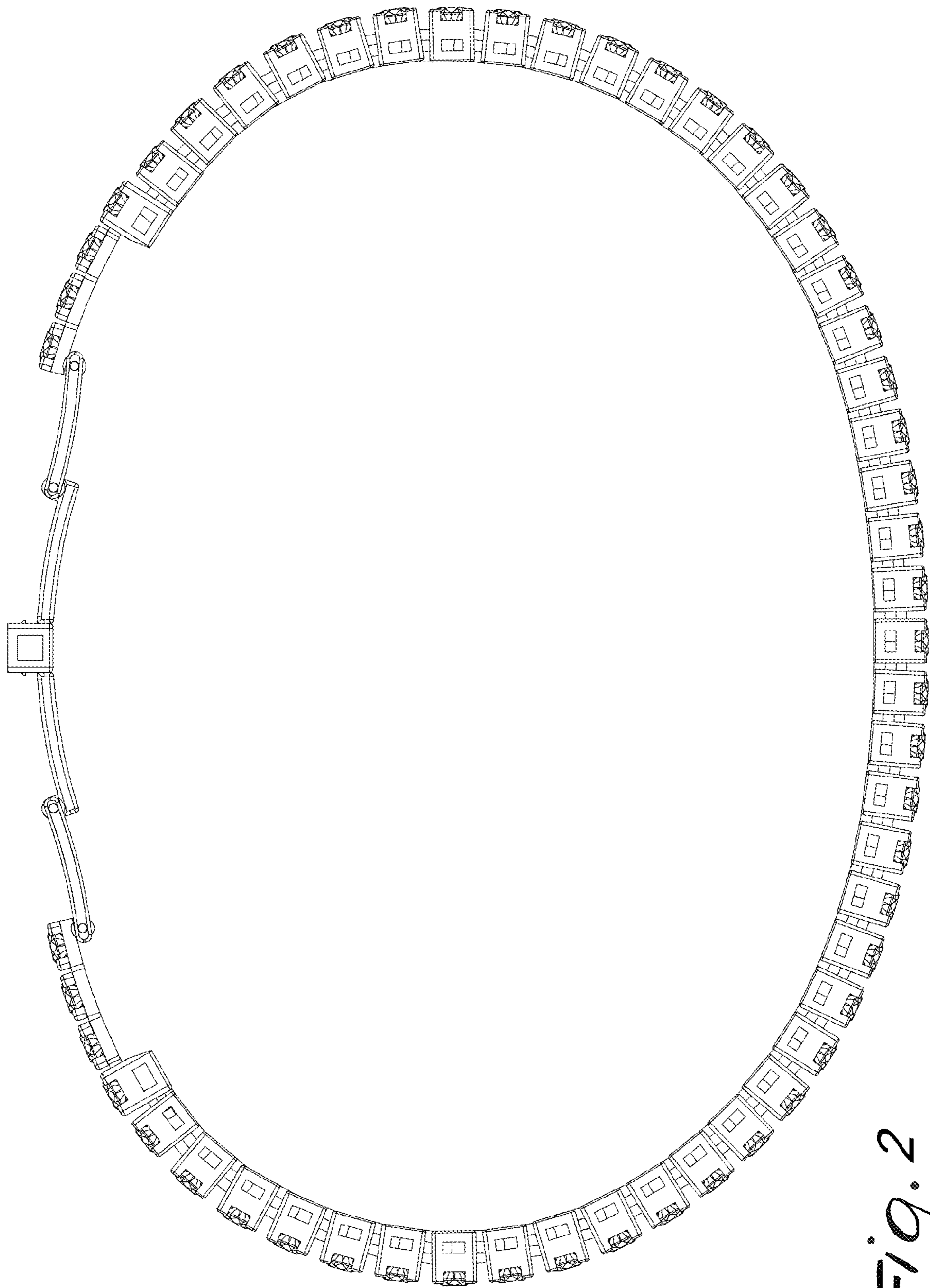


Fig. 2

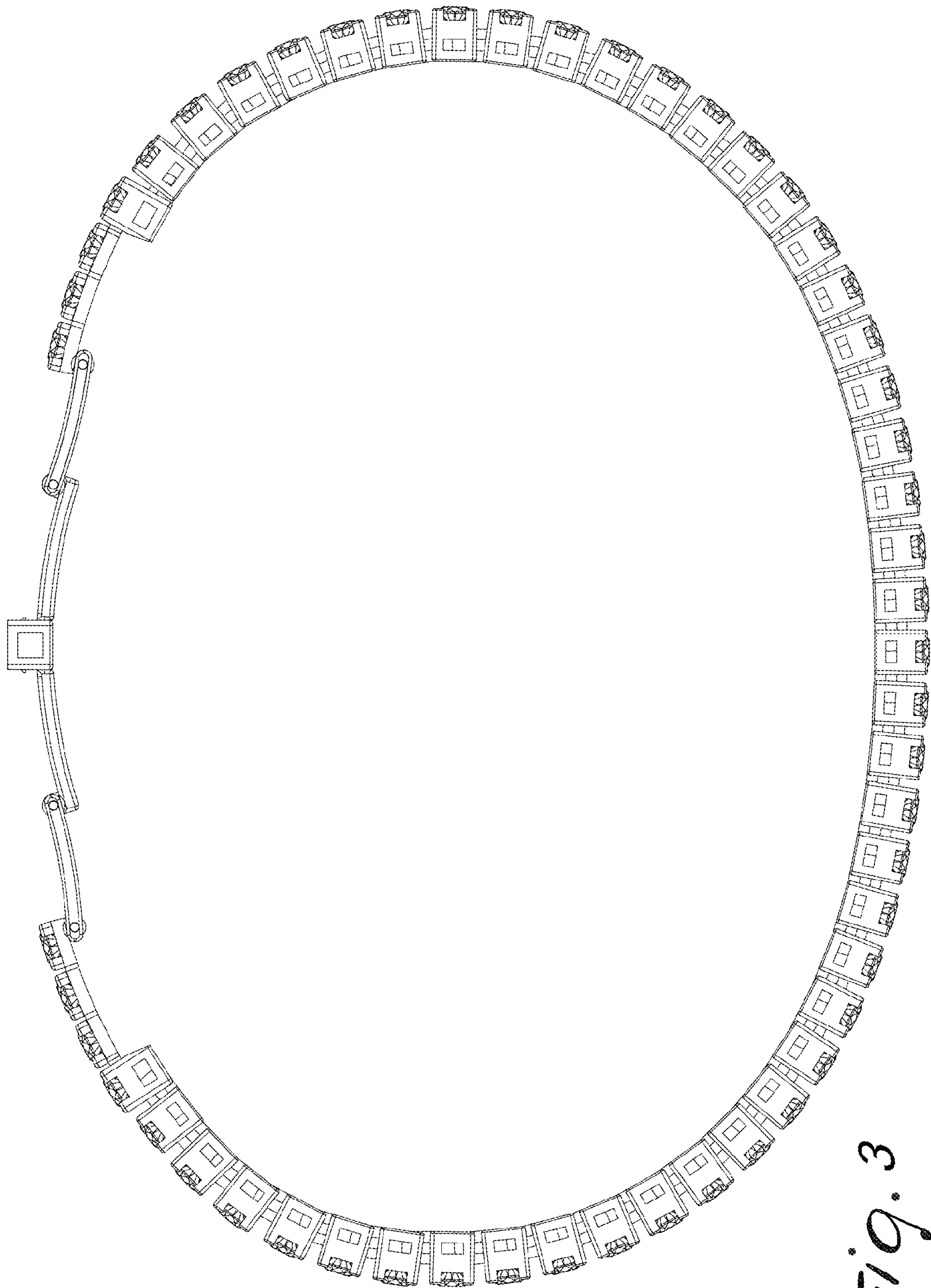


Fig. 3

Fig. 5

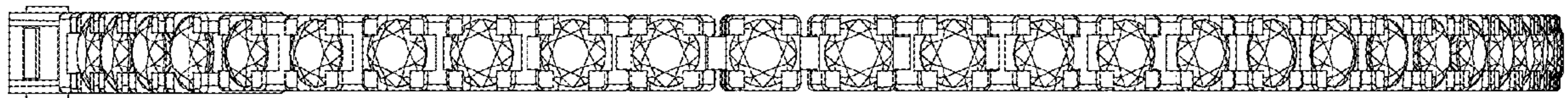
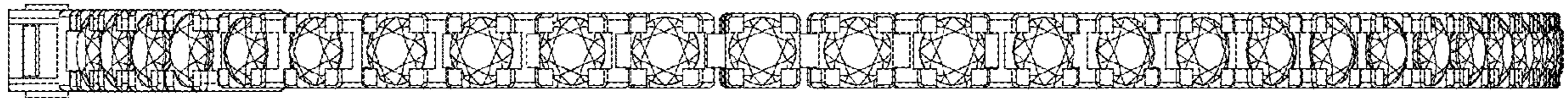


Fig. 4




Fig. 6

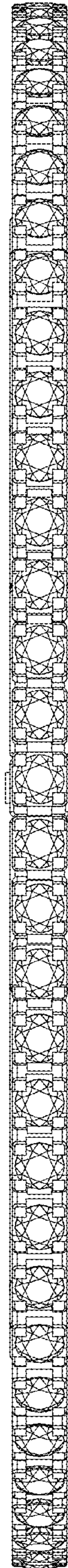


Fig. 7

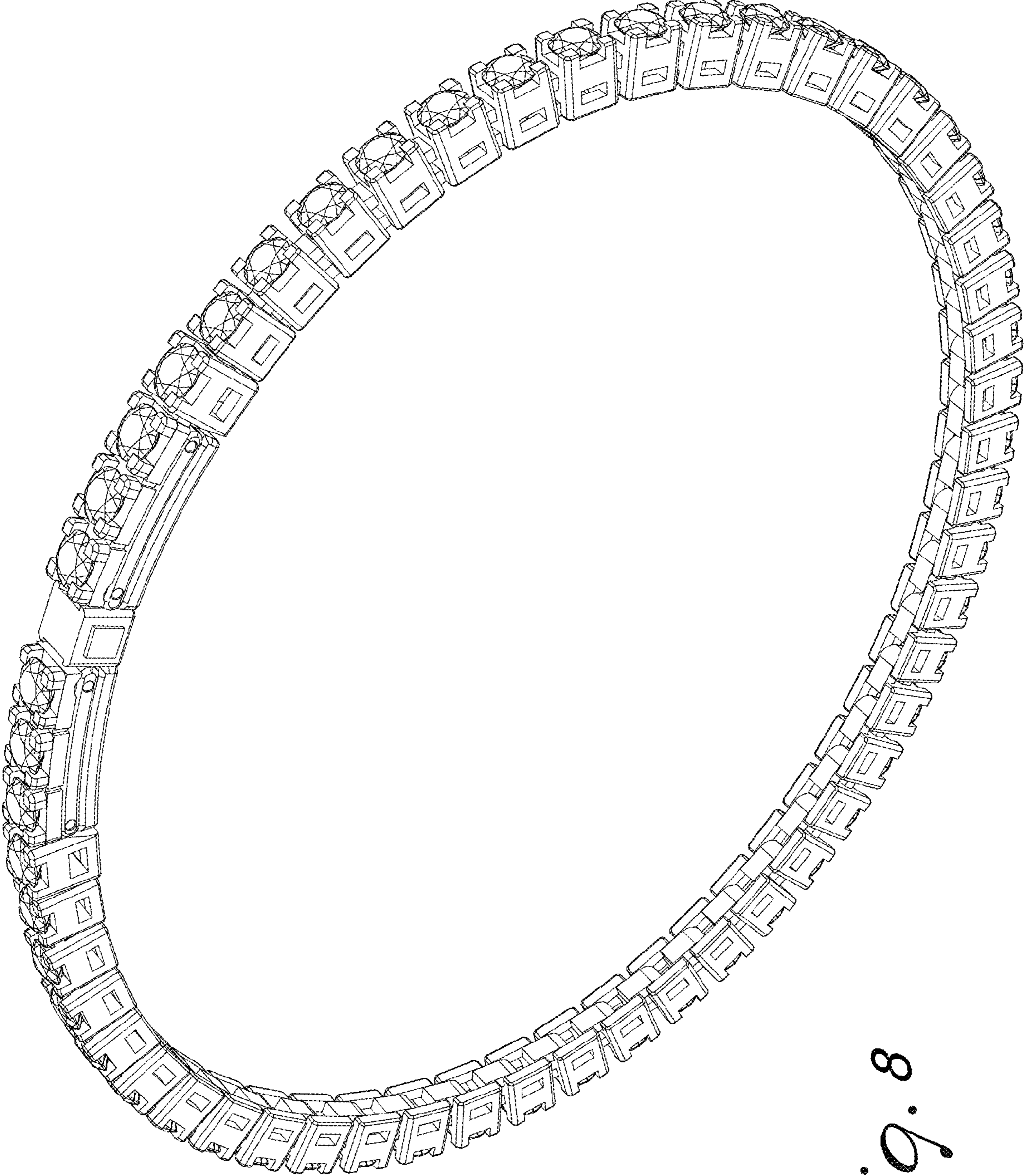


Fig. 8

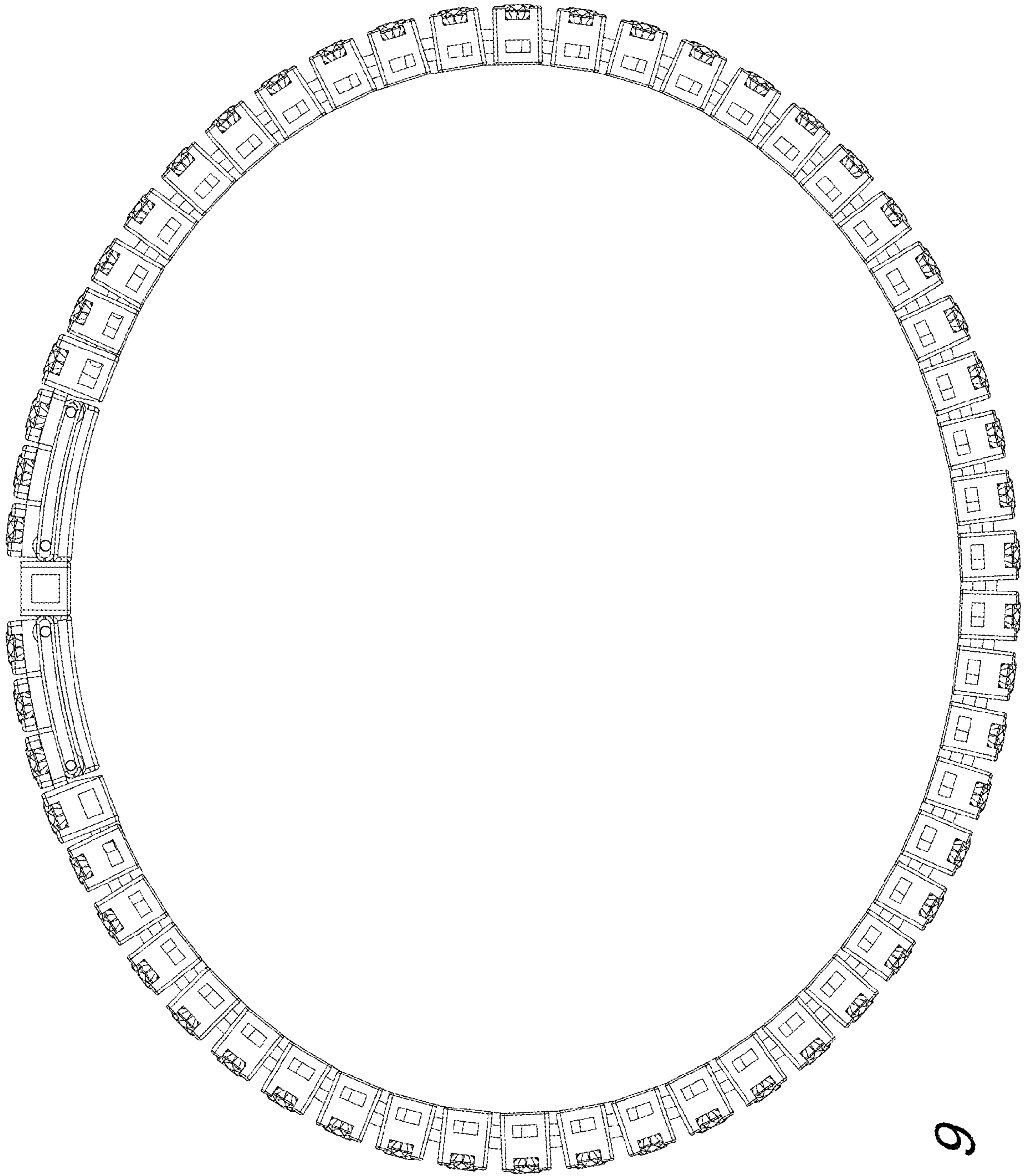


Fig. 9

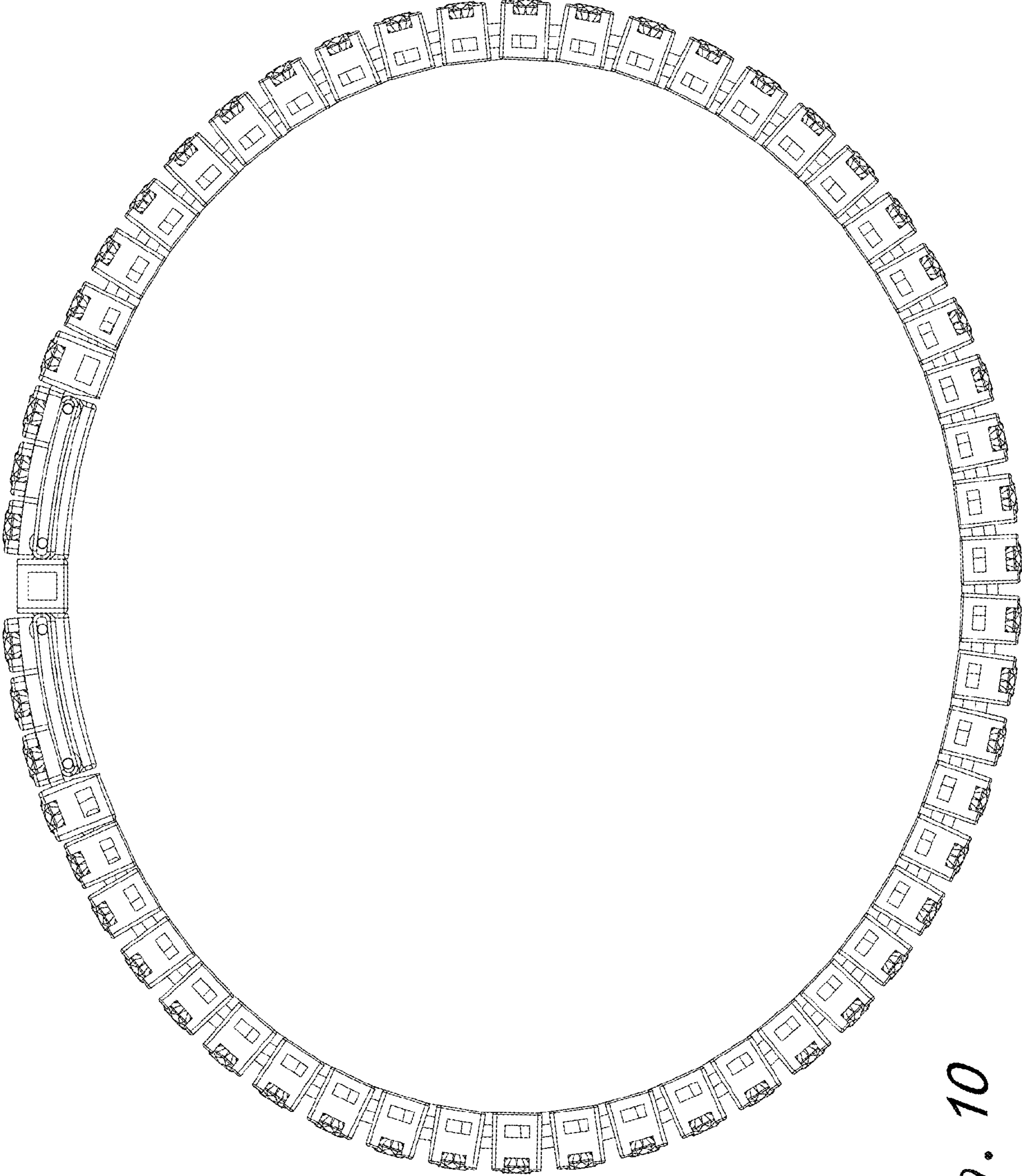


Fig. 10

Fig. 12

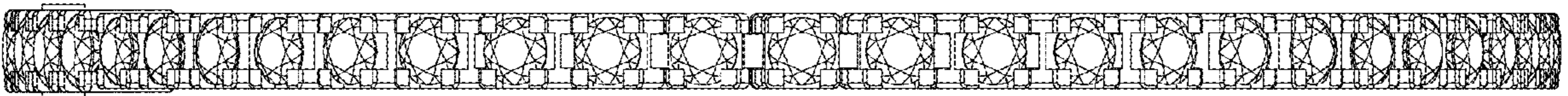
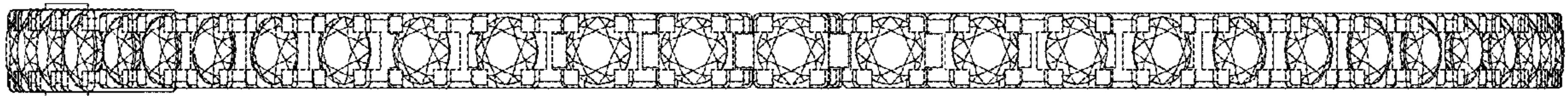


Fig. 11

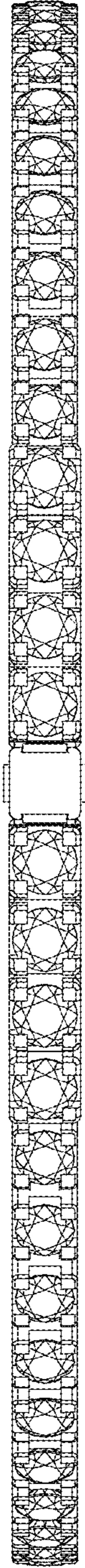


Fig. 13

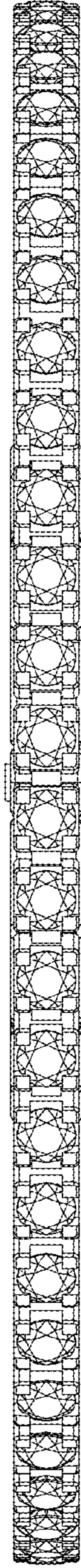


Fig. 14