



US00D899288S

(12) **United States Design Patent** (10) **Patent No.:** **US D899,288 S**
Valzan (45) **Date of Patent:** **** Oct. 20, 2020**

(54) **DIAL**
(71) Applicant: **Harry Winston SA**, Plan-les-Ouates (CH)

D530,627 S * 10/2006 Senggen D10/32
D597,880 S * 8/2009 Behling D10/126
D682,137 S * 5/2013 Schellenberg D10/126
D766,766 S * 9/2016 Lasserre D10/126

(72) Inventor: **Sophie Valzan**, Geneva (CH)
(73) Assignee: **Harry Winston SA**, Plan-les-Ouates (CH)

FOREIGN PATENT DOCUMENTS

CN 201730402205 * 8/2017
DE 102010043954 B3 * 1/2012 G04B 13/02

(**) Term: **15 Years**
(21) Appl. No.: **29/651,508**
(22) Filed: **Aug. 20, 2018**

OTHER PUBLICATIONS

Watch Time, Borrowed Time: Parmigiani Fleurier Tonda Hemispheres, posted Feb. 10, 2017, [online], [visited Aug. 29, 2019]. Internet, URL: <https://www.watchtime.com/featured/borrowed-time-parmigiani-fleurier-tonda-hemispheres/> (Year: 2017).*

(30) **Foreign Application Priority Data**

Feb. 20, 2018 (WO) DM/100453

(51) **LOC (12) Cl.** **10-07**
(52) **U.S. Cl.**
USPC **D10/126**

(58) **Field of Classification Search**
USPC D10/122, 123, 124, 125, 126, 132, 30, D10/31, 32, 34, 37, 38, 39, 1, 2, 99; D11/79, 86
CPC G04B 1/00; G04B 19/00; G04B 19/02; G04B 19/046; G04B 19/06; G04B 19/065; G04B 19/08; G04B 19/20; G04B 19/085; G04B 19/18; G04B 19/12; G04B 19/24; G04B 19/202; G04B 19/166
See application file for complete search history.

* cited by examiner

Primary Examiner — Sheryl Lane
Assistant Examiner — Samantha N Wood
(74) *Attorney, Agent, or Firm* — Blank Rome LLP

(56) **References Cited**

U.S. PATENT DOCUMENTS

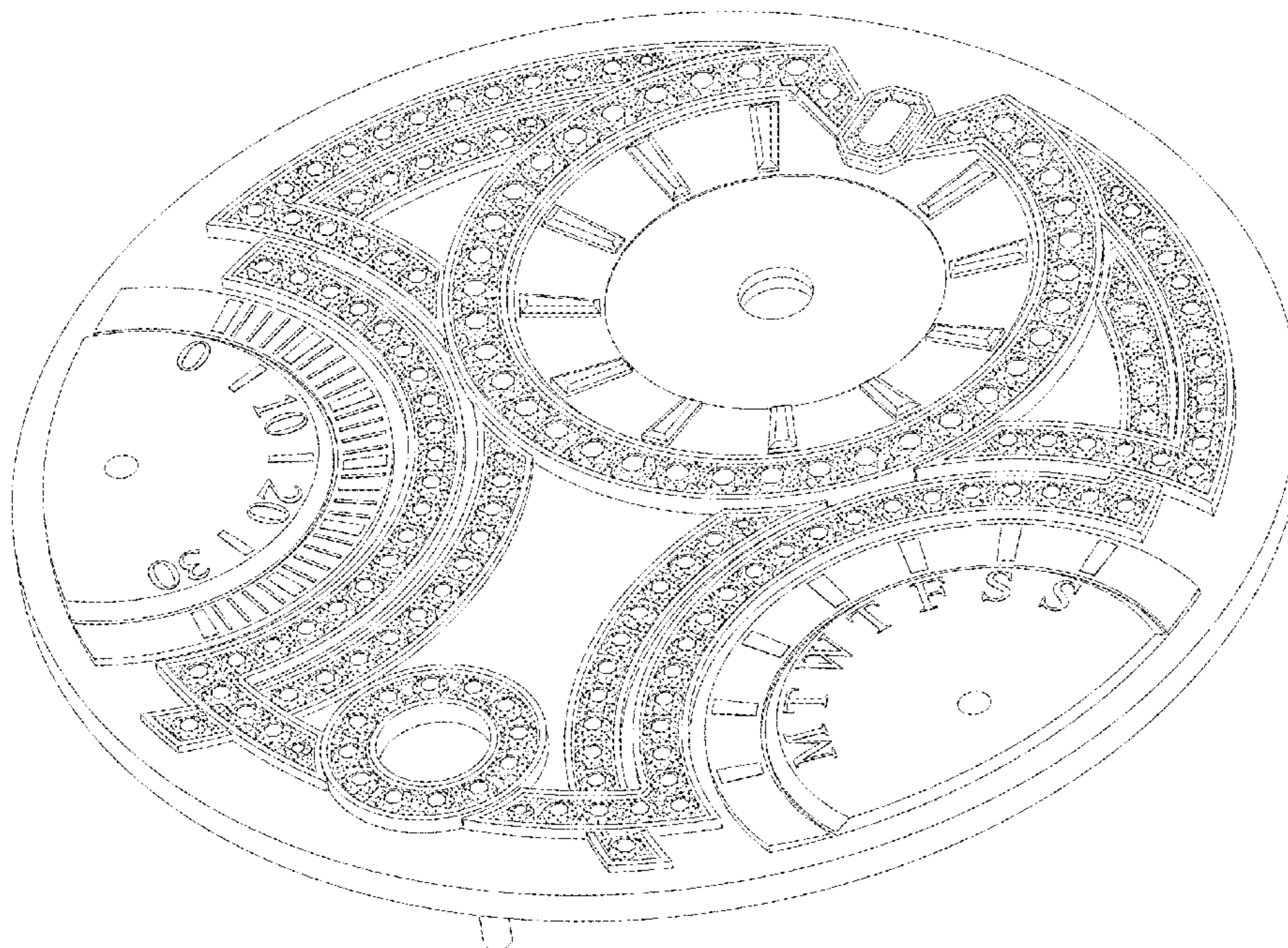
D323,784 S * 2/1992 Gueit D10/32
D508,860 S * 8/2005 Plan D10/39

(57) **CLAIM**
The ornamental design for a dial, as shown and described.

DESCRIPTION

FIG. 1 is a front view of a dial of the present design; FIG. 2 is a rear view thereof; FIG. 3 is a right side view thereof; FIG. 4 is a left side view thereof; FIG. 5 is a top view thereof; FIG. 6 is a bottom view thereof; FIG. 7 is a front perspective view thereof; and, FIG. 8 is a rear perspective view thereof. Portions of the dial shown in broken lines form no part of the claimed design.

1 Claim, 8 Drawing Sheets






FIG. 1

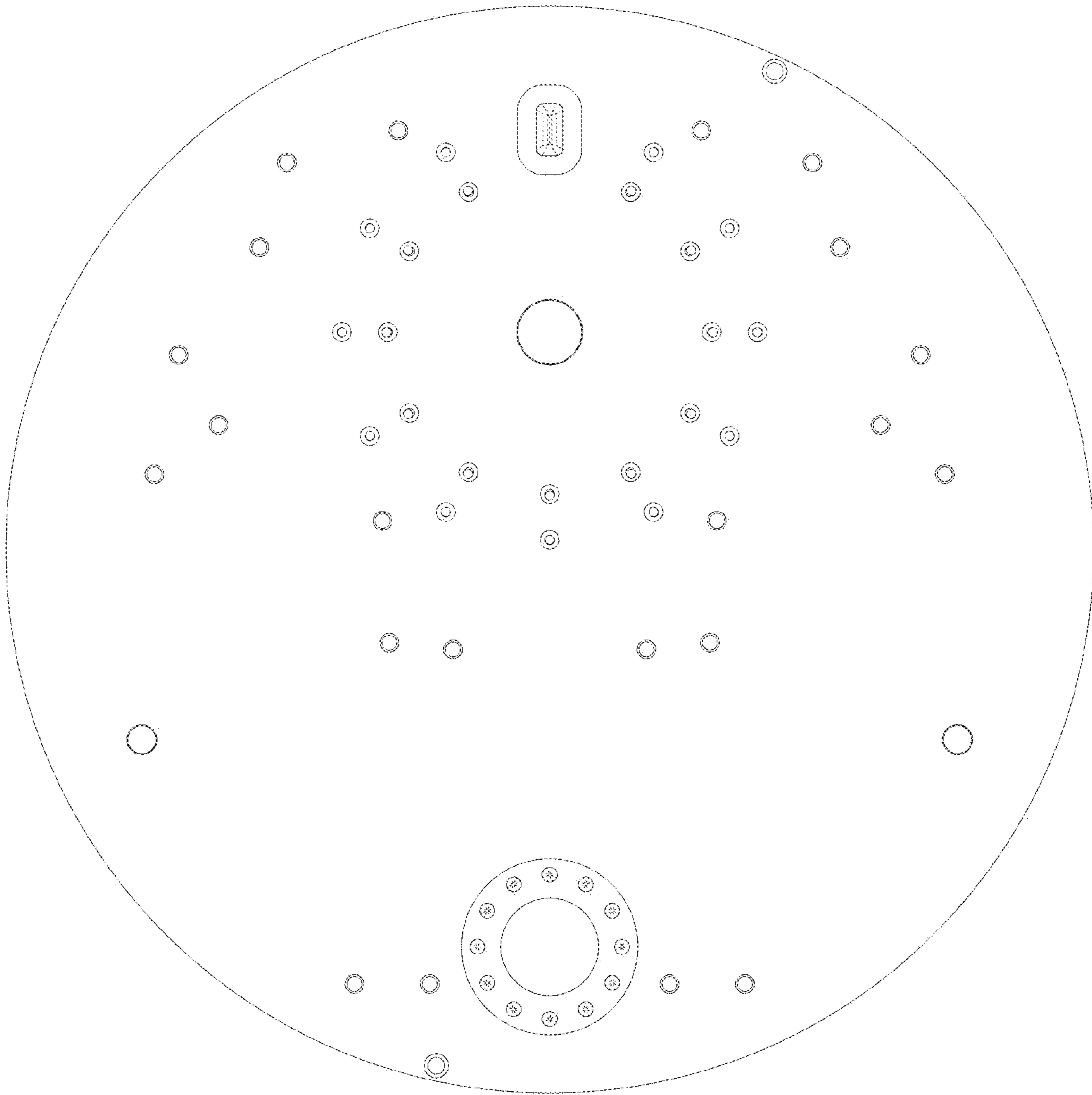


FIG. 2

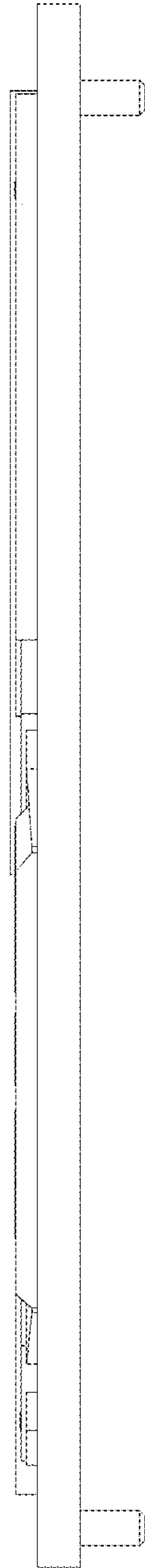


FIG. 3

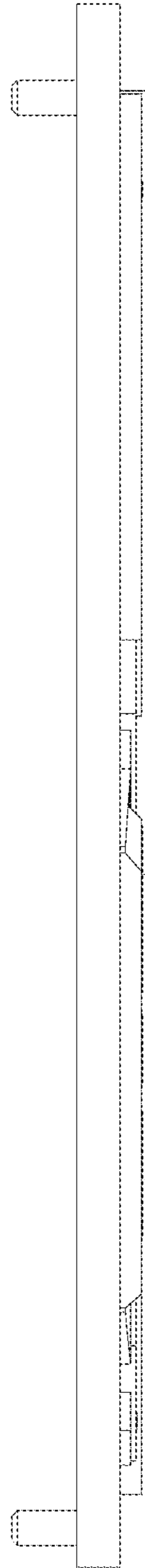


FIG. 4

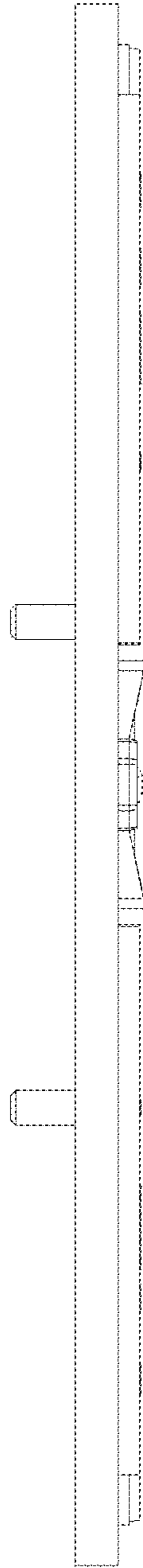


FIG. 5




FIG. 6

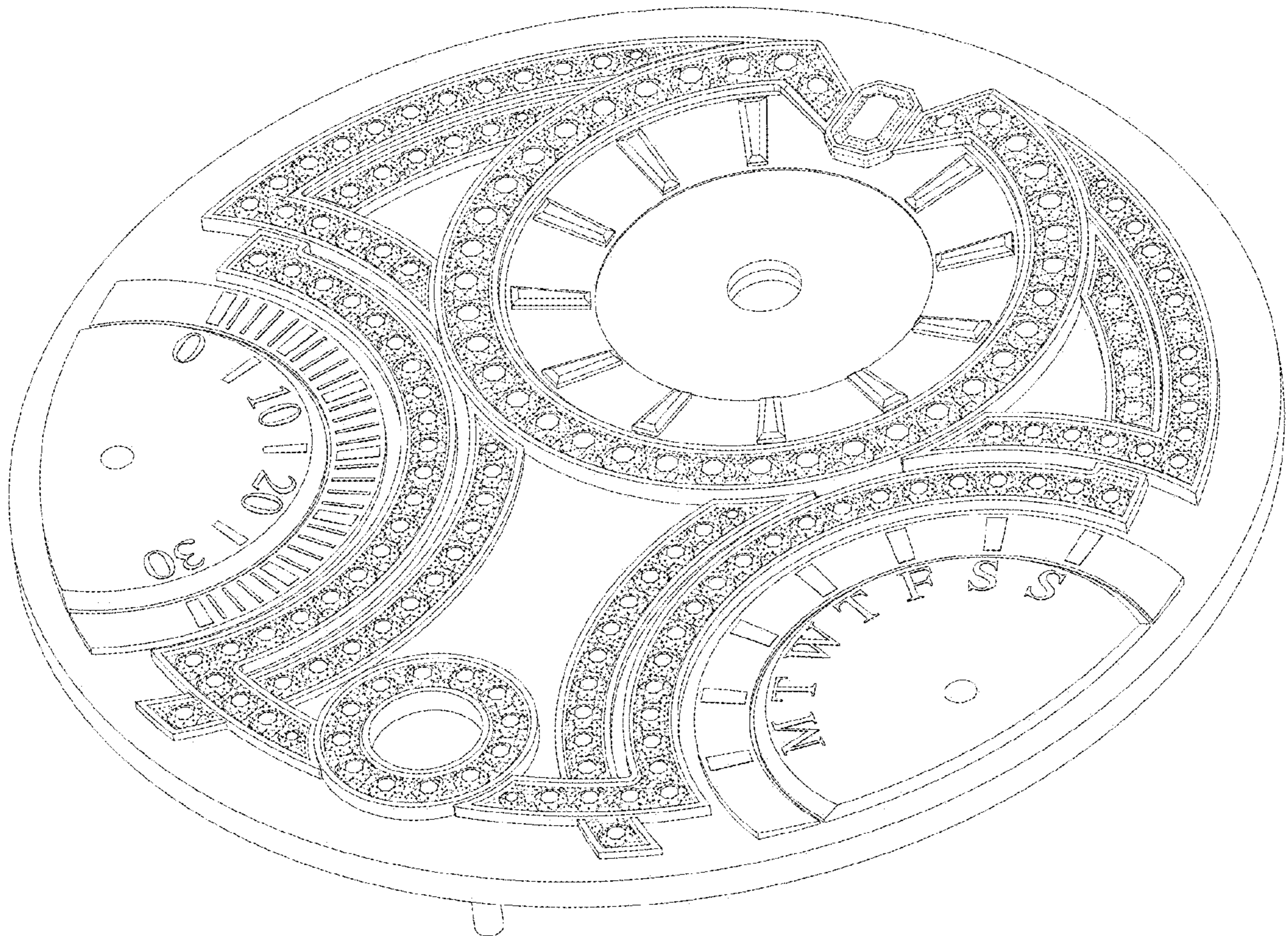


FIG. 7

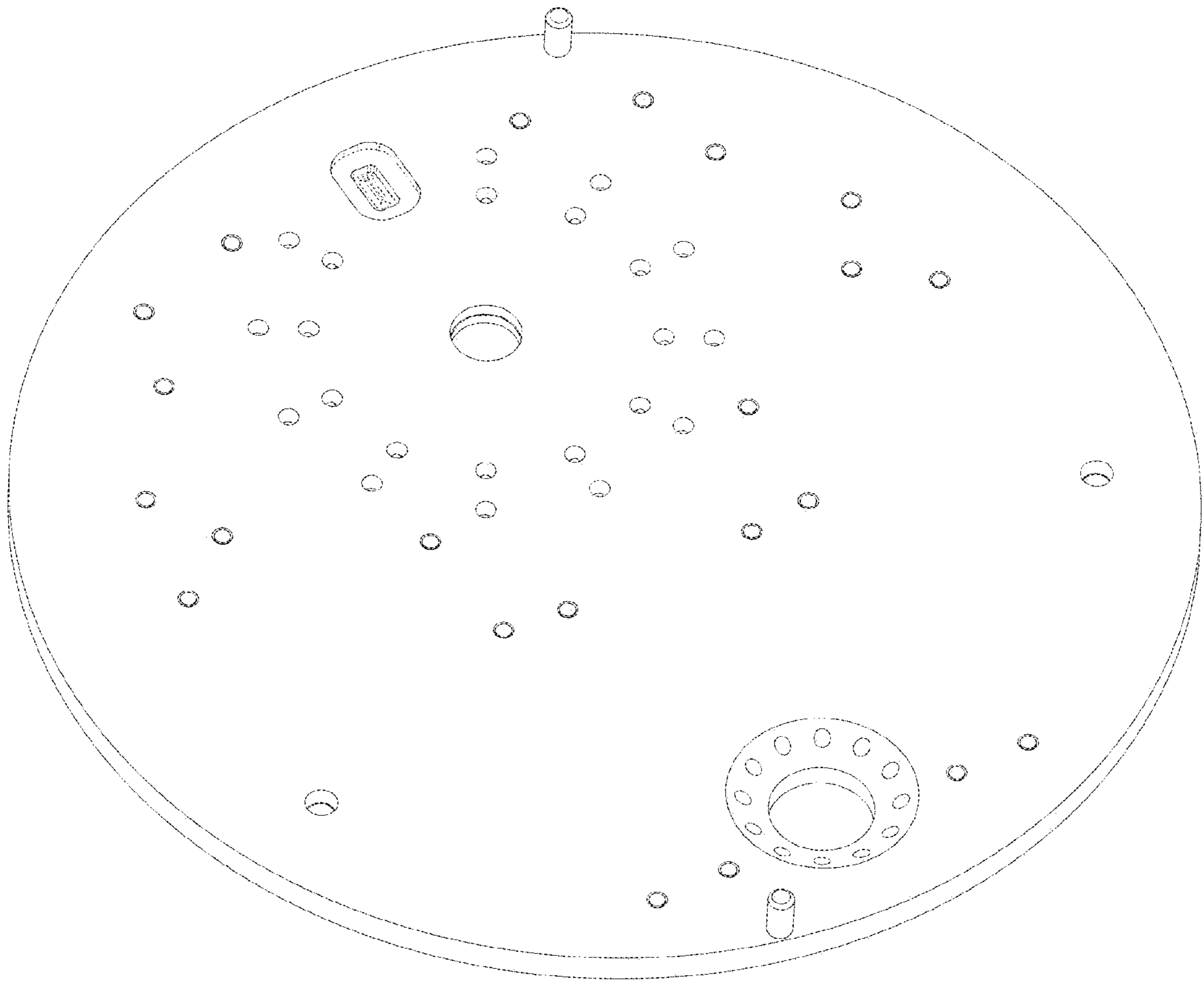


FIG. 8