



US00D899270S

(12) **United States Design Patent** (10) **Patent No.:** **US D899,270 S**
Holstine et al. (45) **Date of Patent:** **** Oct. 20, 2020**

(54) **EMBOSSED CONTAINER**

(71) Applicant: **Silgan Containers LLC**, Woodland Hills, CA (US)

(72) Inventors: **Rowdy Holstine**, Hartford, WI (US);
Jianwen Hu, Oconomowoc, WI (US);
Alexandre Djolakian, Alhambra, CA (US)

(73) Assignee: **Silgan Containers LLC**, Woodland Hills, CA (US)

(**) Term: **15 Years**

(21) Appl. No.: **29/692,705**

(22) Filed: **May 28, 2019**

Related U.S. Application Data

(62) Division of application No. 29/572,574, filed on Jul. 28, 2016, now Pat. No. Des. 854,425.

(51) **LOC (12) Cl.** **09-01**

(52) **U.S. Cl.**
USPC **D9/773**

(58) **Field of Classification Search**
USPC D9/763, 767, 772, 773, 778, 779, 780
(Continued)

(56) **References Cited**

U.S. PATENT DOCUMENTS

D564,903 S * 3/2008 Stephens D9/773
D599,677 S * 9/2009 Ziegler D9/773
(Continued)

Primary Examiner — Michael A. Pratt

(74) *Attorney, Agent, or Firm* — Reinhart Boerner Van Deuren s.c.

(57) **CLAIM**

We claim the ornamental design for an embossed container, as shown and described.

DESCRIPTION

FIG. 1 is a top perspective view of an embodiment of the claimed design;

FIG. 2 is a front view of the claimed design of FIG. 1, the rear view, the left side view and the right side view being the same as the front view;

FIG. 3 is a top perspective view of another embodiment of the claimed design;

FIG. 4 is a front view of the claimed design of FIG. 3, the rear view, the left side view and the right side view being the same as the front view;

FIG. 5 is a top perspective view of another embodiment of the claimed design;

FIG. 6 is a front view of the claimed design of FIG. 5, the rear view, the left side view and the right side view being the same as the front view;

FIG. 7 is a top perspective view of another embodiment of the claimed design;

FIG. 8 is a front view of the claimed design of FIG. 7, the rear view, the left side view and the right side view being the same as the front view;

FIG. 9 is a top perspective view of another embodiment of the claimed design;

FIG. 10 is a front view of the claimed design of FIG. 9, the rear view, the left side view and the right side view being the same as the front view;

FIG. 11 is a top perspective view of another embodiment of the claimed design;

FIG. 12 is a front view of the claimed design of FIG. 11, the rear view, the left side view and the right side view being the same as the front view;

FIG. 13 is a top perspective view of another embodiment of the claimed design;


FIG. 14 is a front view of the claimed design of FIG. 13, the rear view, the left side view and the right side view being the same as the front view;

FIG. 15 is a top perspective view of another embodiment of the claimed design; and,

FIG. 16 is a front view of the claimed design of FIG. 15, the rear view, the left side view and the right side view being the same as the front view.

The ornamental design which is claimed is shown in solid lines in the drawings. The broken lines in the drawings are for illustrative purposes only and form no part of the claimed design.

1 Claim, 16 Drawing Sheets



(58) **Field of Classification Search**

CPC B65D 2543/00277; B65D 1/165; B65D
2543/00092; B65D 51/245

See application file for complete search history.

(56) **References Cited**

U.S. PATENT DOCUMENTS

D599,678 S *	9/2009	Ziegler	D9/773
D653,563 S *	2/2012	Ziegler	D9/773
D683,247 S *	5/2013	Baker	D9/773
D745,417 S *	12/2015	Zebert	D9/773

* cited by examiner




FIG. 1




FIG. 2




FIG. 3




FIG. 4

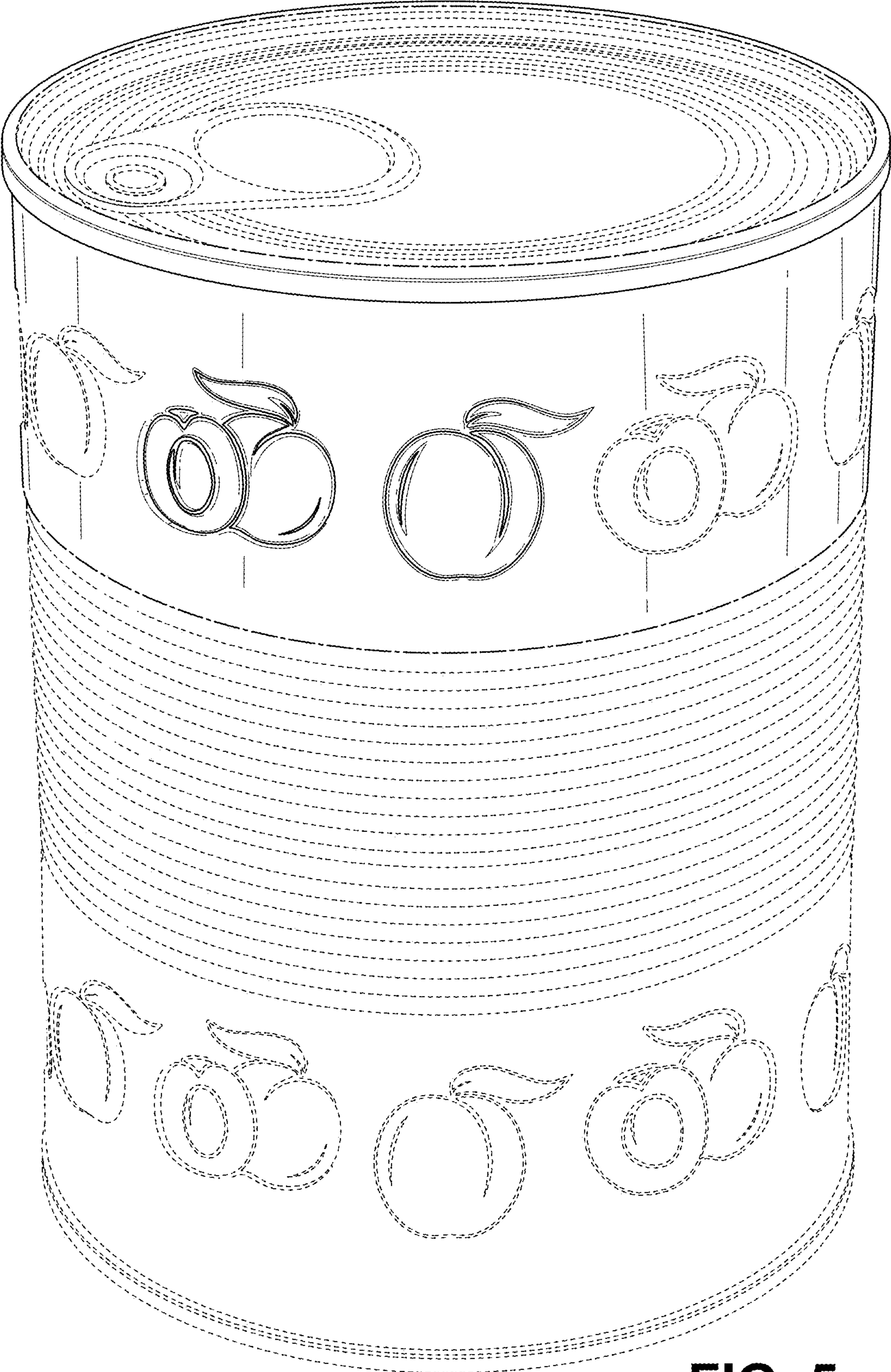


FIG. 5




FIG. 6




FIG. 7




FIG. 8




FIG. 9




FIG. 10




FIG. 11




FIG. 12




FIG. 13




FIG. 14




FIG. 15




FIG. 16