



US00D899251S

(12) **United States Design Patent** (10) **Patent No.:** **US D899,251 S**
Cartis et al. (45) **Date of Patent:** **** Oct. 20, 2020**

(54) **BOTTLE**
(71) Applicant: **PepsiCo, Inc.**, Purchase, NY (US)
(72) Inventors: **Emilian Dan Cartis**, London (GB);
Ryan James Campbell, New York, NY (US);
Niklas Gustafsson, New York, NY (US);
Meatta T. Kemokai, Stamford, CT (US);
Kamal Mahajan, Tarrytown, NY (US);
Syed Peer, Arlington Heights, IL (US);
Bruno Telesca, Sandy Hook, CT (US);
Koby Hebborn Trout, Brooklyn, NY (US);
Moreno Barel, Treviso (IT)

D197,919 S 4/1964 Runyon
3,446,382 A 5/1969 Koll et al.
D219,125 S 11/1970 Gortz et al.
D281,584 S 12/1985 Berglund
4,586,863 A 5/1986 Morimoto et al.
D295,259 S 4/1988 Goettner
D295,260 S 4/1988 Goettner
4,768,667 A 9/1988 Magnusson
D308,828 S 6/1990 Magnusson
D329,803 S 9/1992 Otsuka
D379,312 S 5/1997 Crawford
D573,023 S 7/2008 Pivert
D587,580 S * 3/2009 Kane D9/453

(Continued)

(73) Assignee: **PepsiCo, Inc.**, Purchase, NY (US)
(**) Term: **15 Years**
(21) Appl. No.: **29/700,193**
(22) Filed: **Jul. 31, 2019**

Related U.S. Application Data

(63) Continuation of application No. 29/634,312, filed on Jan. 19, 2018, now Pat. No. Des. 860,793.
(51) **LOC (12) Cl.** **09-07**
(52) **U.S. Cl.**
USPC **D9/453; D9/516**
(58) **Field of Classification Search**
USPC D7/300, 500, 507, 509, 523, 590, 598,
D7/602, 619.1; D9/453, 500, 503, 516,
D9/520, 529, 530, 539, 540, 544-546,
D9/549, 550, 558, 715, 719; D3/202
CPC B65D 41/42; B65D 1/0246; B65D 1/0223;
B65D 21/022
See application file for complete search history.

(56) **References Cited**

U.S. PATENT DOCUMENTS

D78,628 S 5/1929 Kart
D81,520 S 7/1930 Bromiley

OTHER PUBLICATIONS

Idea, No. 6, vol. 37, p .89 (Nov. 1, 1989).

Primary Examiner — Shannon W Morgan

Assistant Examiner — Keith Frank

(74) *Attorney, Agent, or Firm* — Sterne, Kessler, Goldstein & Fox P.L.L.C.


(57) **CLAIM**

The ornamental design for a bottle, as shown and described.

DESCRIPTION

FIG. 1 is a top front perspective view of a bottle showing the claimed design;
FIG. 2 is a bottom front perspective view thereof;
FIG. 3 is a front view thereof;
FIG. 4 is a rear view thereof;
FIG. 5 is a left side view thereof;
FIG. 6 is a right side view thereof;
FIG. 7 is a top view thereof; and,
FIG. 8 is a bottom view thereof.
The broken lines in the figures show portions of the bottle that form no part of the claimed design.

1 Claim, 7 Drawing Sheets



(56)

References Cited

U.S. PATENT DOCUMENTS

D596,942 S 7/2009 Britto
 D604,611 S * 11/2009 Ames D9/453
 D608,204 S 1/2010 Caroan et al.
 D616,754 S 6/2010 Arnell et al.
 D617,644 S 6/2010 Leventhal
 D634,205 S 3/2011 Arnell et al.
 D638,707 S * 5/2011 Stoffers D9/451
 D652,319 S 1/2012 Cohen et al.
 D663,618 S 7/2012 Cohen et al.
 D670,166 S * 11/2012 Lavender D9/452
 D671,409 S 11/2012 Cohen et al.
 D675,527 S 2/2013 Rogers et al.
 D679,186 S * 4/2013 Brown D9/452
 D687,299 S * 8/2013 Peykoff D9/453
 D714,155 S 9/2014 Tanaka et al.
 D720,624 S 1/2015 Eyles
 D727,159 S 4/2015 Barjon
 D745,398 S 12/2015 Cotton
 D756,221 S * 5/2016 Koop D9/453
 D758,206 S 6/2016 Hoeke et al.
 D763,690 S * 8/2016 Greenfield D9/453
 D772,070 S 11/2016 Broen et al.

D774,392 S * 12/2016 Broad D9/434
 D784,144 S 4/2017 Cheng et al.
 D796,326 S * 9/2017 Ichikawa D9/434
 D804,951 S 12/2017 Broen et al.
 D811,889 S 3/2018 Cheng
 D813,671 S * 3/2018 Arthur, IV D9/452
 D815,908 S 4/2018 Kauss et al.
 D817,095 S * 5/2018 Kauss D7/511
 D821,201 S 6/2018 Harris et al.
 D821,205 S 6/2018 Christianson et al.
 D821,877 S 7/2018 Harris et al.
 D822,496 S 7/2018 Jno-Charles
 D828,163 S 9/2018 Renner et al.
 D830,773 S 10/2018 Jacobsen
 D830,774 S 10/2018 Jacobsen
 D831,492 S 10/2018 Bram
 D832,651 S 11/2018 Wiet et al.
 D836,904 S 1/2019 Arman
 D836,905 S 1/2019 Kehoe
 D839,673 S 2/2019 Meyers
 D839,735 S * 2/2019 Pinard D9/453
 D841,469 S 2/2019 Christianson et al.
 D844,437 S * 4/2019 Cartis D9/558
 D846,986 S * 4/2019 Krafft D9/453
 D846,987 S * 4/2019 Neputy D9/453

* cited by examiner




FIG. 1




FIG. 2




FIG. 3




FIG. 4




FIG. 5




FIG. 6

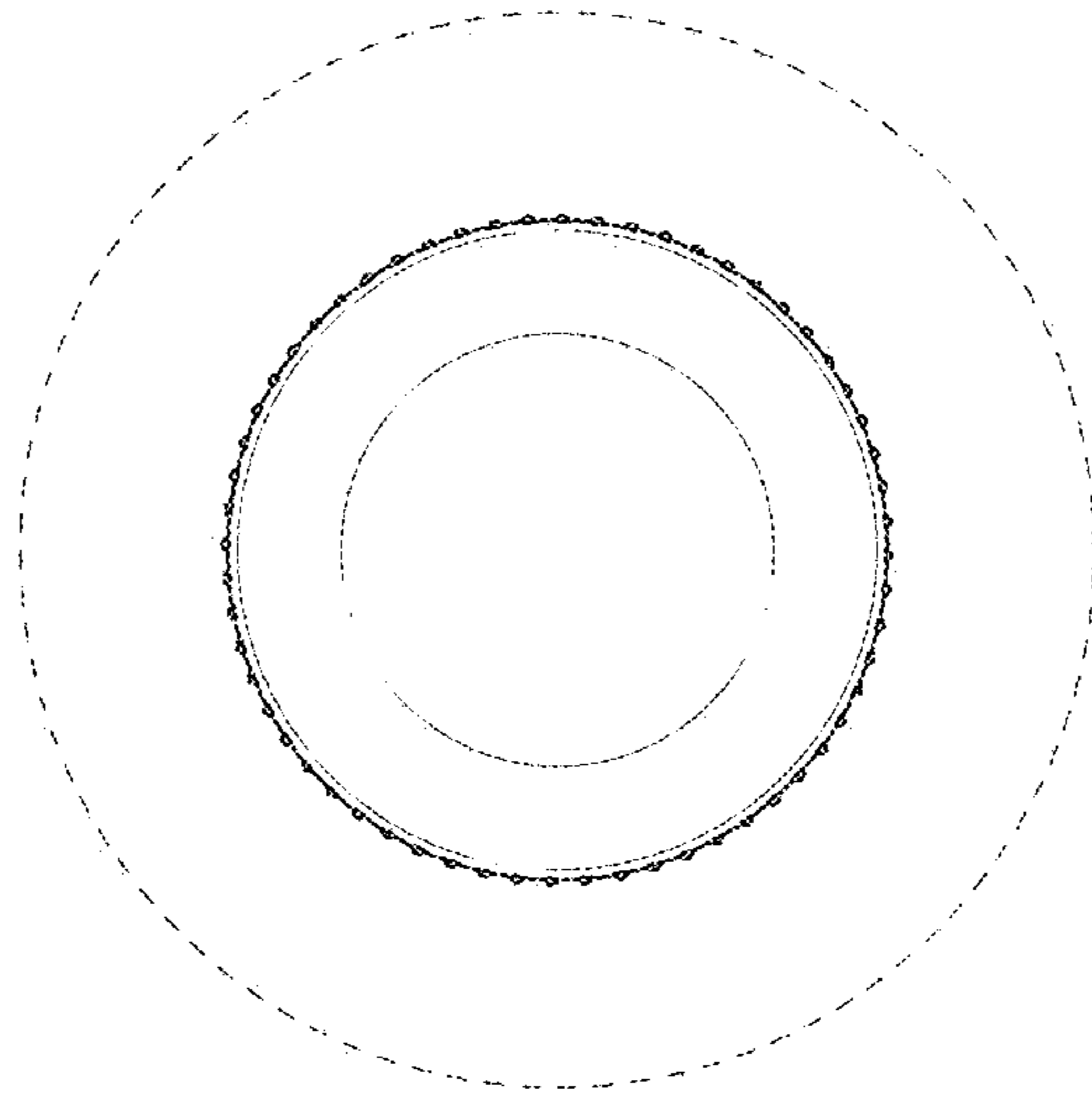


FIG. 7

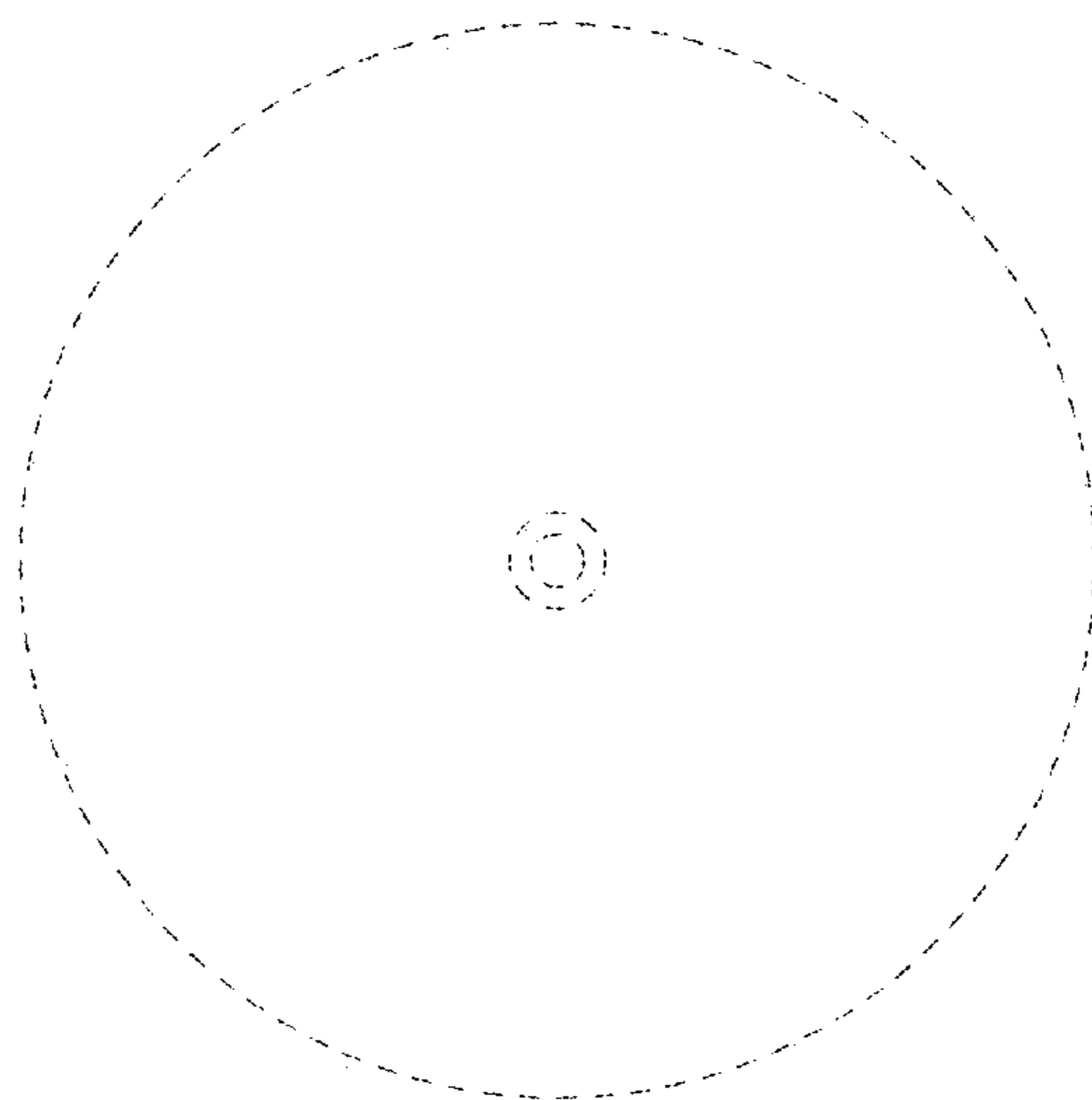


FIG. 8