

US00D899234S

(12) **United States Design Patent** (10) **Patent No.:** **US D899,234 S**  
**Chen** (45) **Date of Patent:** **\*\* Oct. 20, 2020**

(54) **CAR HEADREST HOOK**

(71) Applicant: **Wenbin Chen**, Nanchong (CN)

(72) Inventor: **Wenbin Chen**, Nanchong (CN)

(\*\*) Term: **15 Years**

(21) Appl. No.: **29/736,272**

(22) Filed: **May 29, 2020**

(51) **LOC (12) Cl.** ..... **08-05**

(52) **U.S. Cl.**  
USPC ..... **D8/367**

(58) **Field of Classification Search**  
USPC ..... D8/367, 356, 354, 349; D12/420, 223;  
24/16 PB; 361/826  
CPC .. B60R 7/043; B60R 7/14; B60R 7/08; A47C  
7/52

See application file for complete search history.

(56) **References Cited**

**U.S. PATENT DOCUMENTS**

- 5,094,417 A \* 3/1992 Creed ..... A47G 29/083  
248/215
- 7,322,655 B1 \* 1/2008 Williams ..... A47C 7/52  
297/423.15
- D573,875 S \* 7/2008 Anderson ..... D8/367
- 9,102,276 B1 \* 8/2015 Virgin ..... B60R 7/043
- D767,977 S \* 10/2016 Man ..... D8/367
- D779,845 S 2/2017 Iannazzo

- D790,345 S \* 6/2017 Nolan ..... D9/455
- 10,214,149 B2 \* 2/2019 Nolan ..... B60R 7/043
- D849,516 S \* 5/2019 Johnson ..... D8/367
- 10,343,612 B1 \* 7/2019 Allred ..... B60R 7/14
- 10,471,899 B2 \* 11/2019 Akeret ..... B60R 7/08
- D878,909 S \* 3/2020 Krake ..... D8/367
- D885,873 S \* 6/2020 Deng ..... D8/367
- 2011/0101055 A1 \* 5/2011 O'Neill ..... B60R 7/043  
224/275

\* cited by examiner

*Primary Examiner* — Cynthia R Underwood

(74) *Attorney, Agent, or Firm* — ZANIP

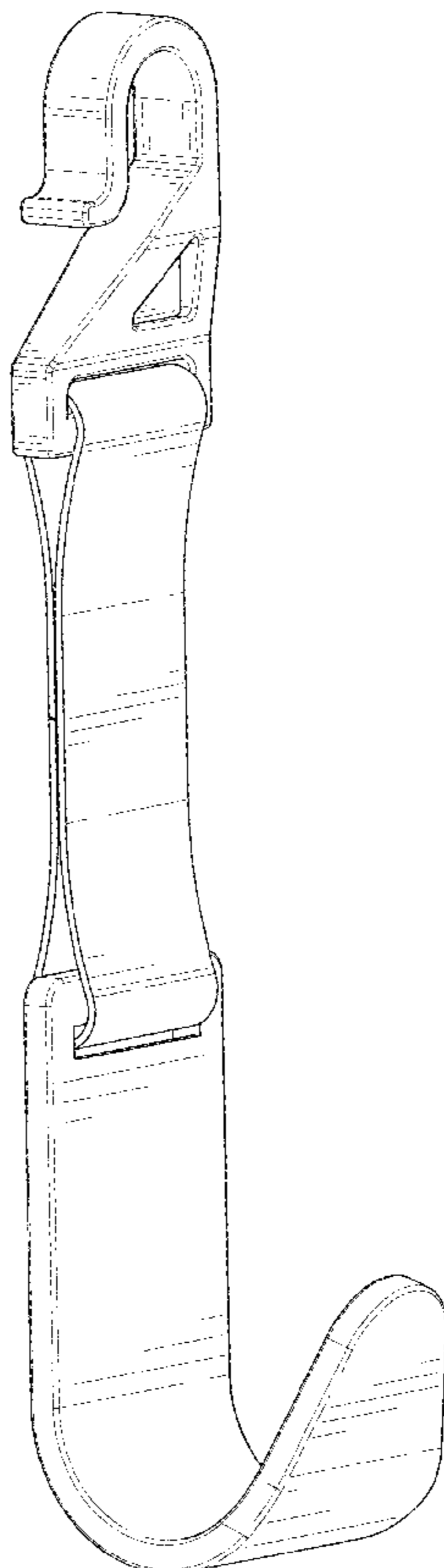
(57) **CLAIM**

The ornamental design for a car headrest hook, as shown and described.

**DESCRIPTION**

FIG. 1 is a front and top perspective view of a car headrest hook, showing, my new design;  
 FIG. 2 is a rear and bottom perspective view thereof;  
 FIG. 3 is a front elevational view thereof;  
 FIG. 4 is a rear elevational view thereof;  
 FIG. 5 is a left side elevational view thereof;  
 FIG. 6 is a right side elevational view thereof;  
 FIG. 7 is a top plan view thereof; and,  
 FIG. 8 is a bottom plan view thereof.

**1 Claim, 8 Drawing Sheets**



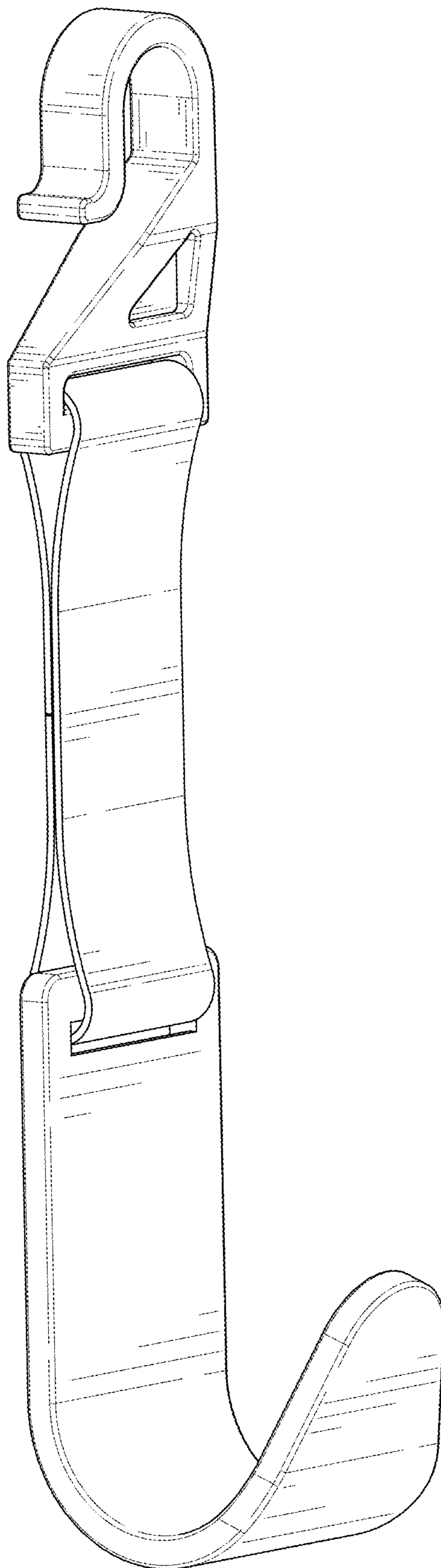


FIG. 1

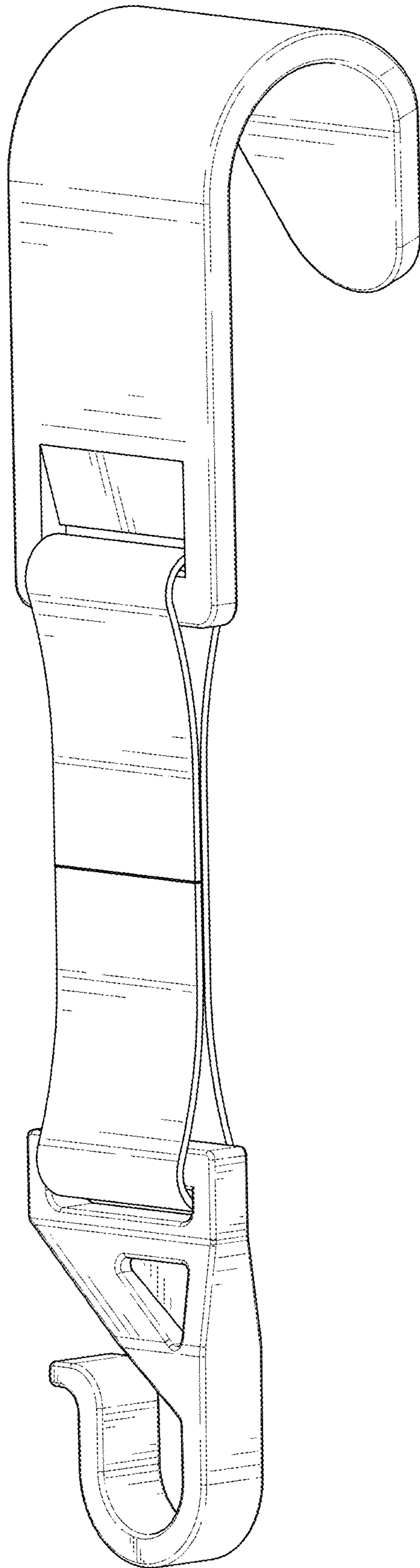


FIG. 2

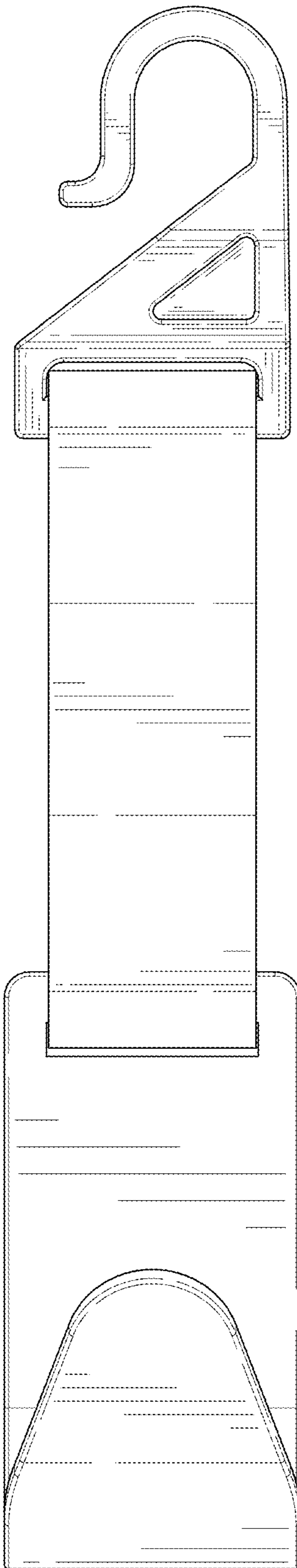


FIG. 3

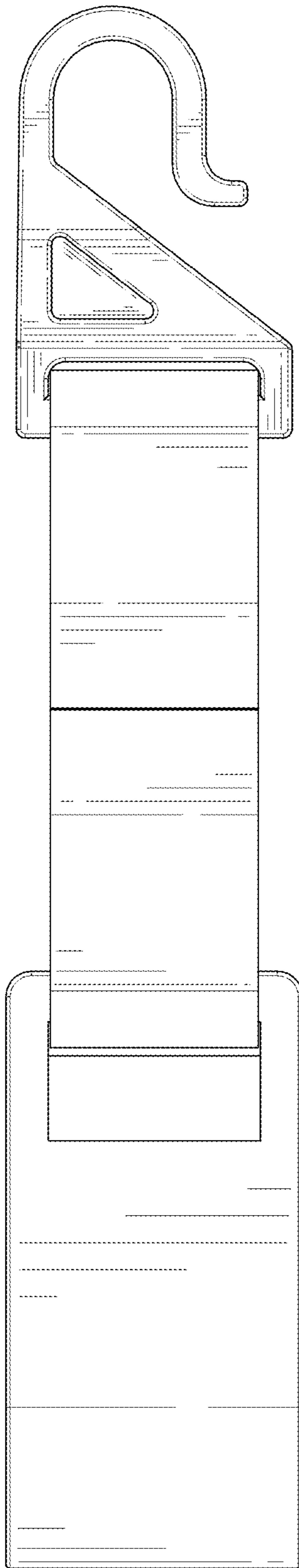


FIG. 4

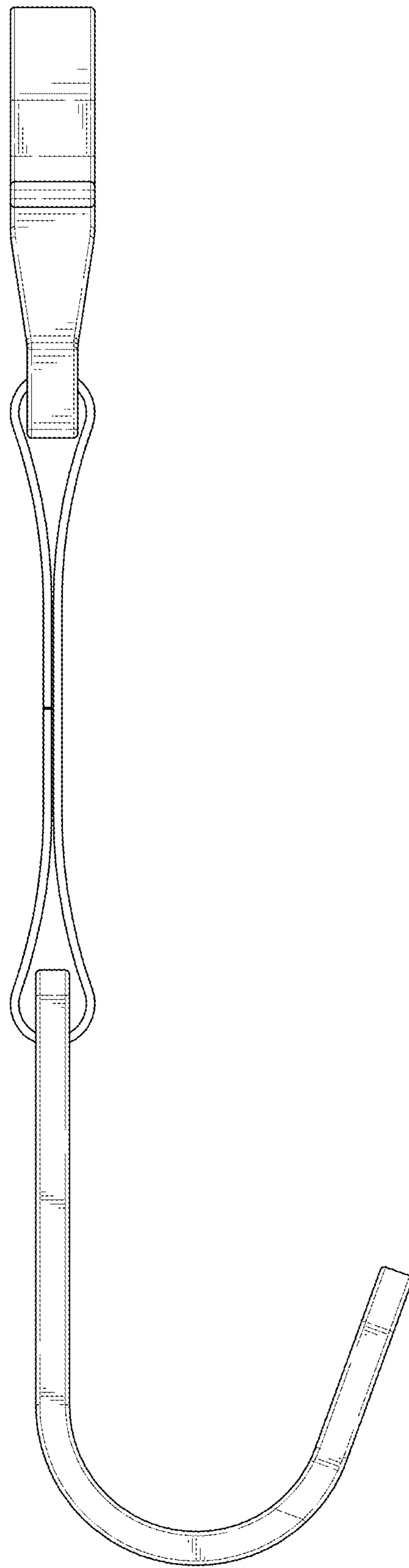


FIG. 5

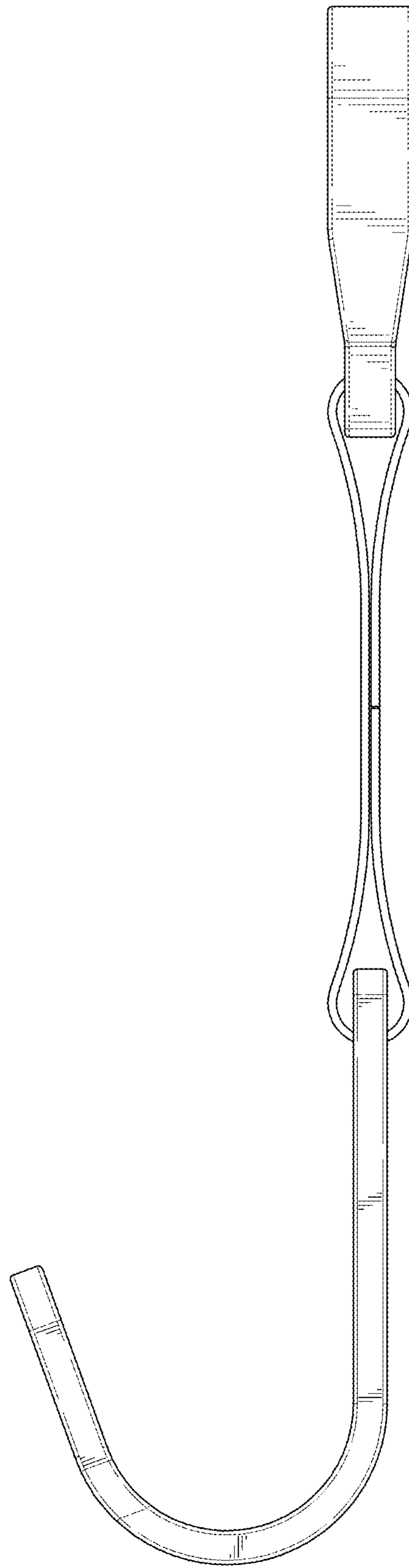


FIG. 6

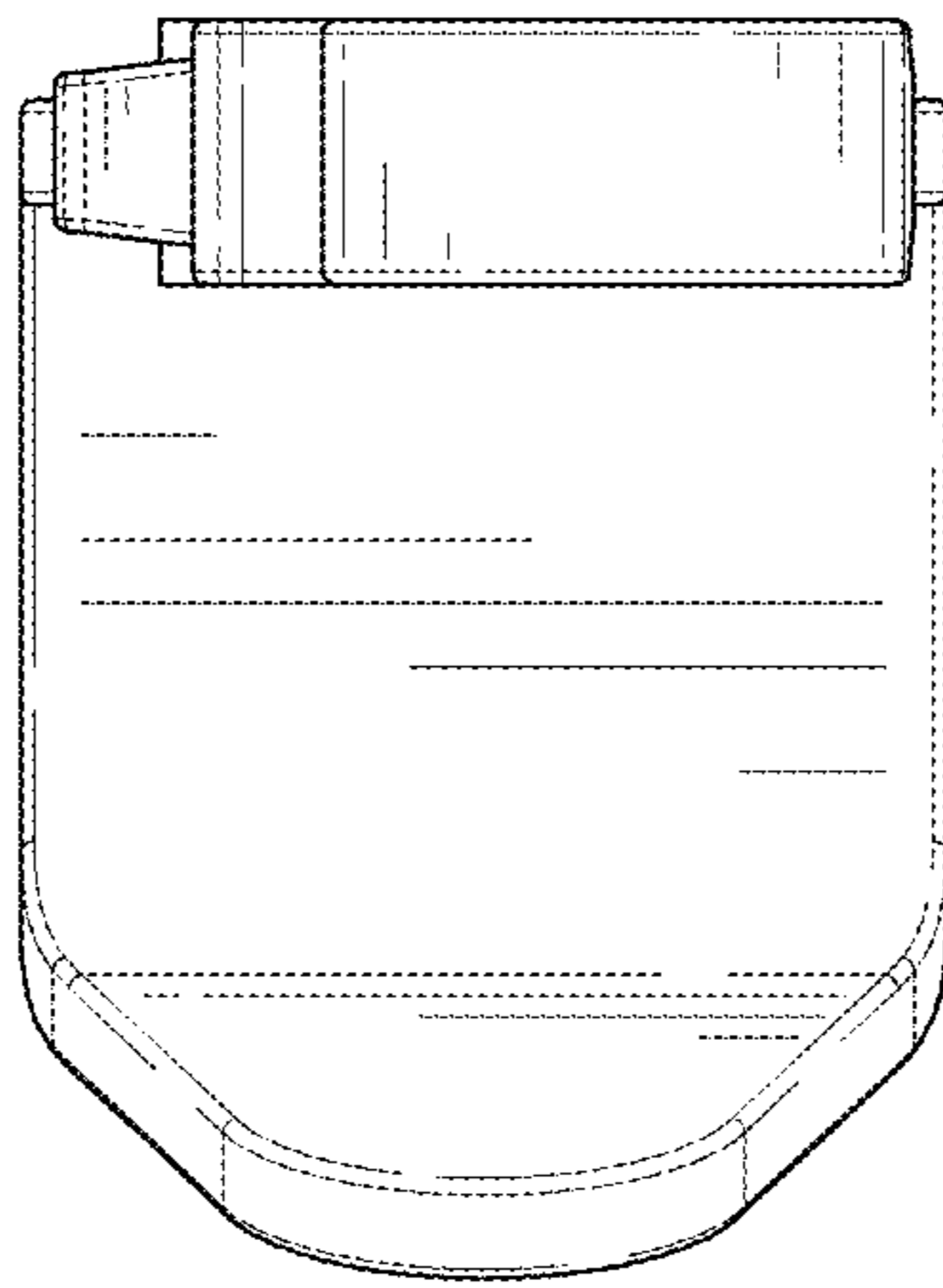


FIG. 7



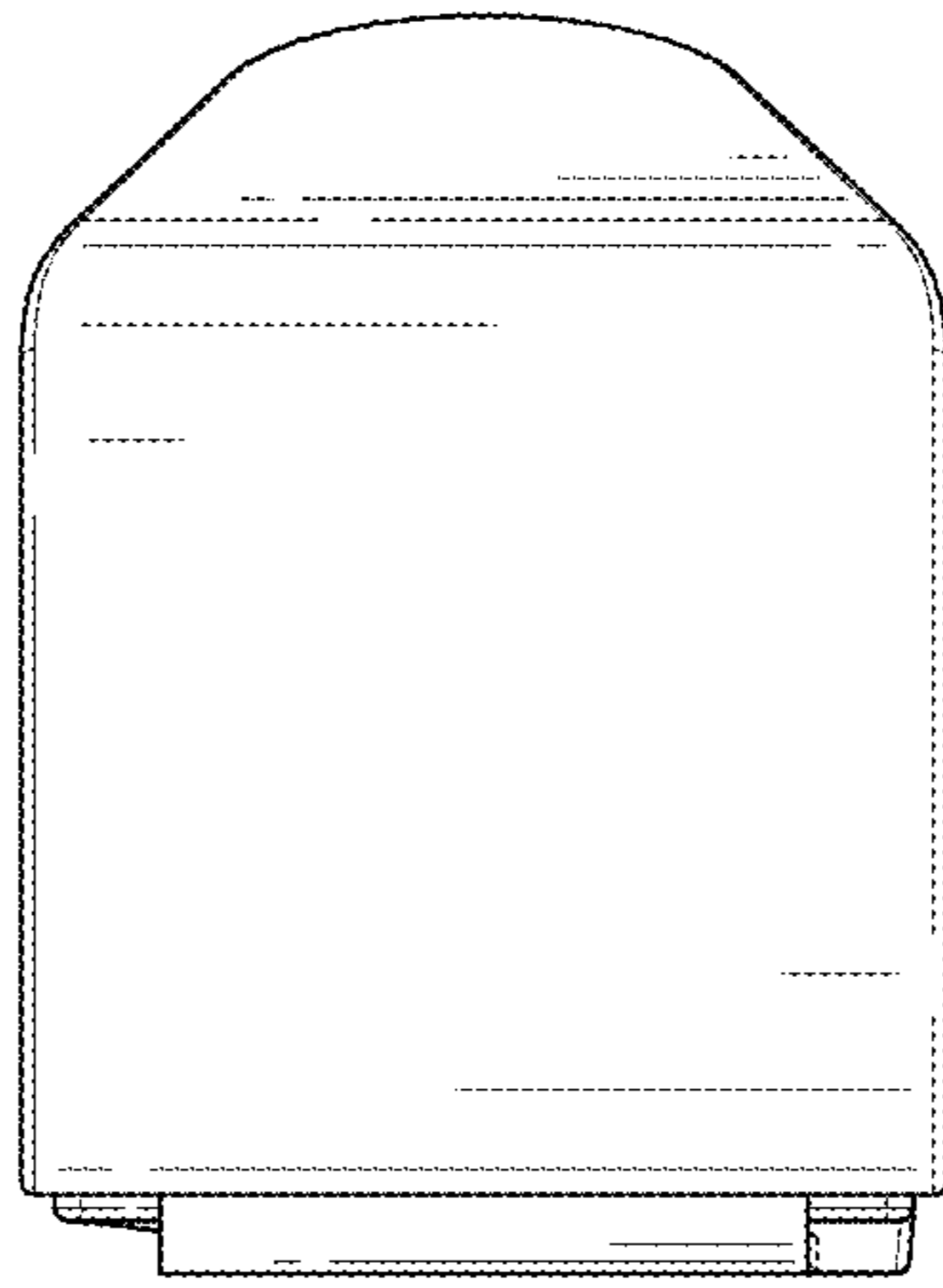


FIG. 8