



US00D899206S

(12) **United States Design Patent**
Weisheit

(10) **Patent No.:** **US D899,206 S**
(45) **Date of Patent:** **** Oct. 20, 2020**

(54) **PLIERS**
(71) Applicant: **Rennsteig Werkzeuge GmbH**, Viernau (DE)
(72) Inventor: **Benjamin Weisheit**, Floh-Seligenthal (DE)
(73) Assignee: **Rennsteig Werkzeuge GmbH**, Viernau (DE)
(**) Term: **15 Years**
(21) Appl. No.: **29/660,385**
(22) Filed: **Aug. 21, 2018**

3,557,429 A * 1/1971 Parsons H01R 43/0421
29/56.6
3,803,897 A * 4/1974 Ridenour B21D 39/04
72/412
D245,751 S * 9/1977 Wiener D8/52
4,078,303 A * 3/1978 Wiener H01R 43/042
30/90.1
4,199,972 A * 4/1980 Wiener B25B 7/00
72/409.12
4,283,933 A * 8/1981 Wiener B25B 7/00
72/409.12
4,337,635 A * 7/1982 Martin H01R 43/058
72/409.09
4,604,890 A * 8/1986 Martin H01R 43/0427
72/30.1
6,151,950 A * 11/2000 Wilhelm B25B 7/10
29/751
D609,541 S * 2/2010 Hutchfield D8/52

(30) **Foreign Application Priority Data**

Feb. 22, 2018 (EM) 004720621

(51) **LOC (12) Cl.** **08-05**

(52) **U.S. Cl.**
USPC **D8/52**

(58) **Field of Classification Search**
USPC D8/4, 5, 52, 54, 55, 56, 57, 58, 88, 89
CPC B25B 7/00; B25B 7/02; B25B 7/04; B25B
7/06; B25B 7/08; B25B 7/10; B25B 7/12;
B25B 7/123; B25B 7/14; B25B 7/18;
B25B 7/22; B25B 27/146; H01R 43/04;
H01R 43/042; H01R 43/0421; H01R
43/0422; H01R 43/0424; H01R 43/0425
See application file for complete search history.

(56) **References Cited**

U.S. PATENT DOCUMENTS

2,639,754 A * 5/1953 Macy H01R 43/042
72/411
3,055,412 A * 9/1962 Dibner H01R 43/058
72/470
3,334,511 A * 8/1967 Hawkins H01R 43/042
72/455

Primary Examiner — Sandra Snapp
Assistant Examiner — Ieisha N Price
(74) *Attorney, Agent, or Firm* — Collard & Roe, P.C.

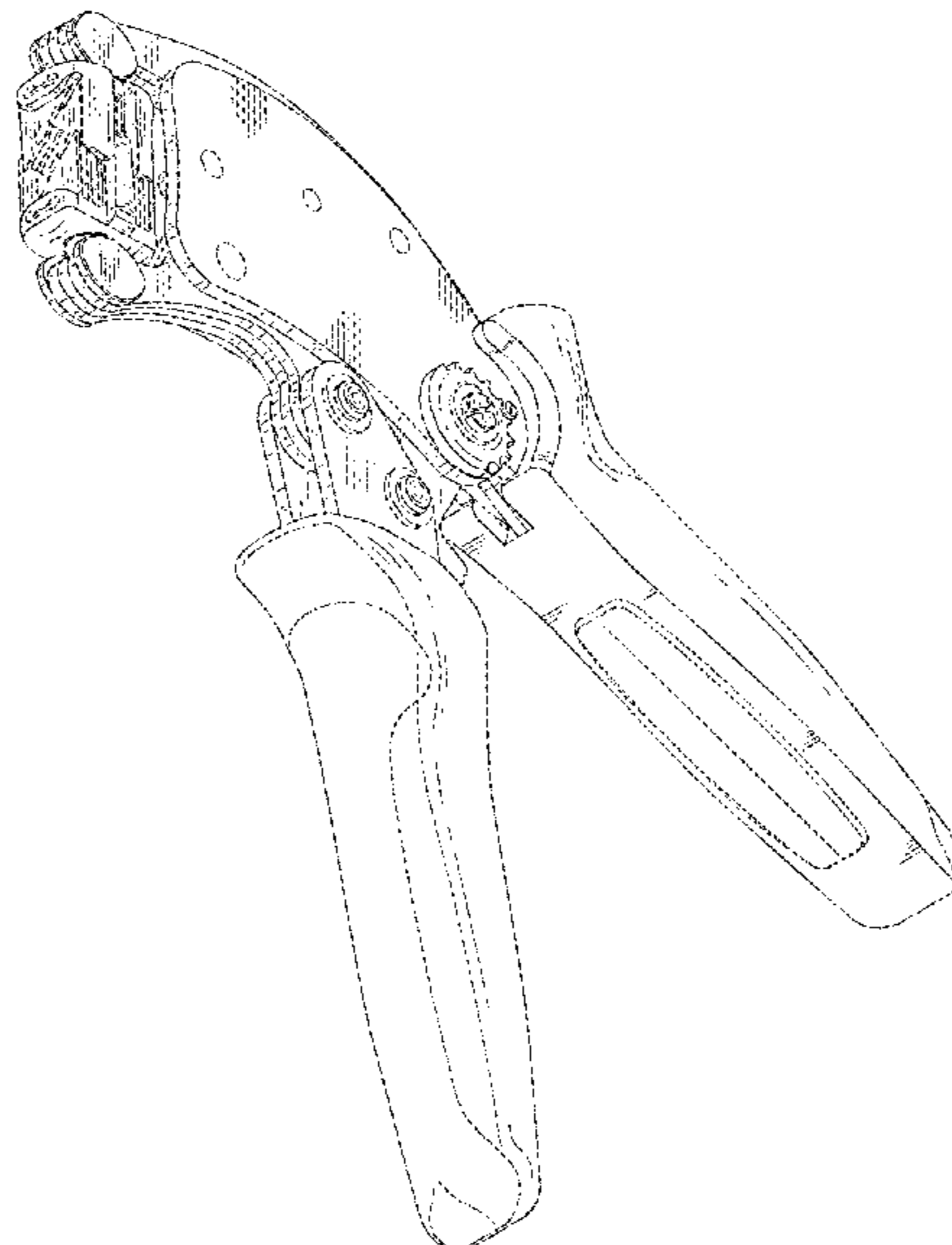
(57) **CLAIM**

The ornamental design for pliers, as shown and described.

DESCRIPTION

FIG. 1 is a front and right side perspective view of pliers, showing my new design;
FIG. 2 is a right side view thereof;
FIG. 3 is a front view thereof;
FIG. 4 is a left side view thereof;
FIG. 5 is a rear view thereof;
FIG. 6 is a top view thereof;
FIG. 7 is a bottom view thereof; and,
FIG. 8 is a front and right side perspective view thereof in a closed position.
The features shown in broken lines depict portions of the pliers that form no part of the claimed design.

1 Claim, 8 Drawing Sheets



(56)

References Cited

U.S. PATENT DOCUMENTS

D700,028 S * 2/2014 Hutchfield D8/52
D760,051 S * 6/2016 Tsai D8/52
D768,451 S * 10/2016 Persson D8/52
2017/0170618 A1* 6/2017 Ho B25B 27/146
2019/0312397 A1* 10/2019 Kochie H01R 43/042
2019/0314966 A1* 10/2019 Glockseisen H01R 43/042

* cited by examiner

FIG. 1

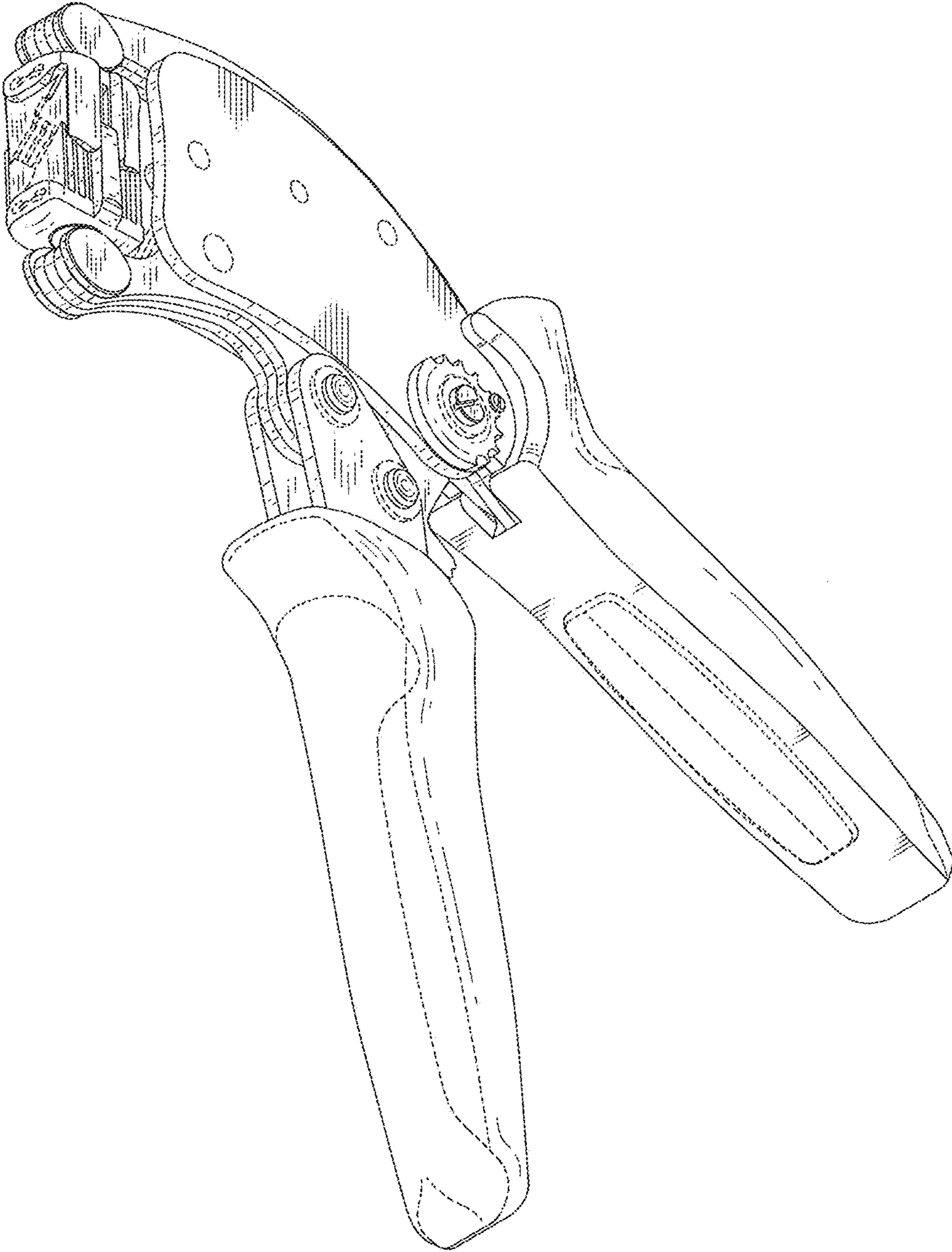


FIG.2

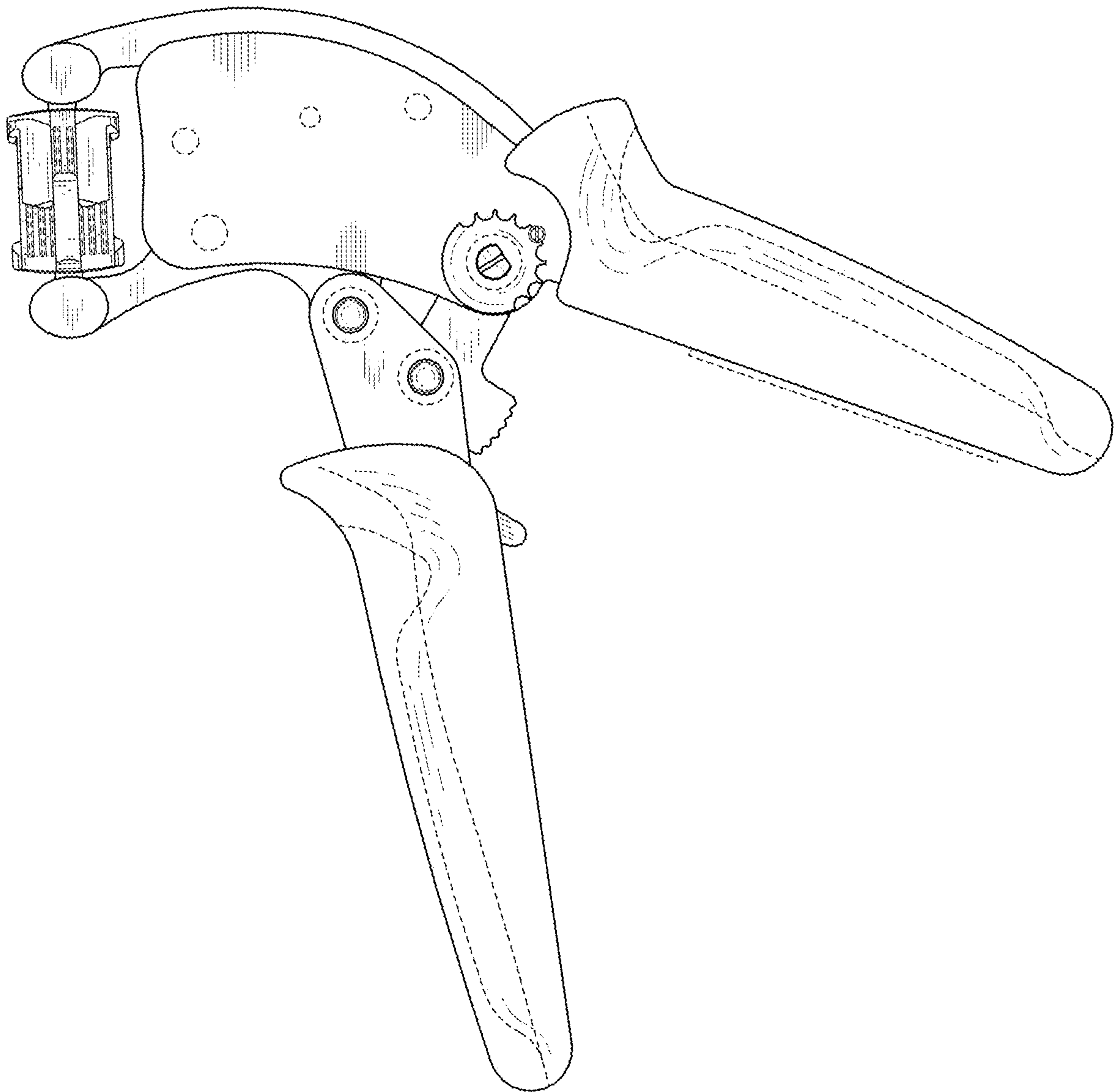


FIG. 3

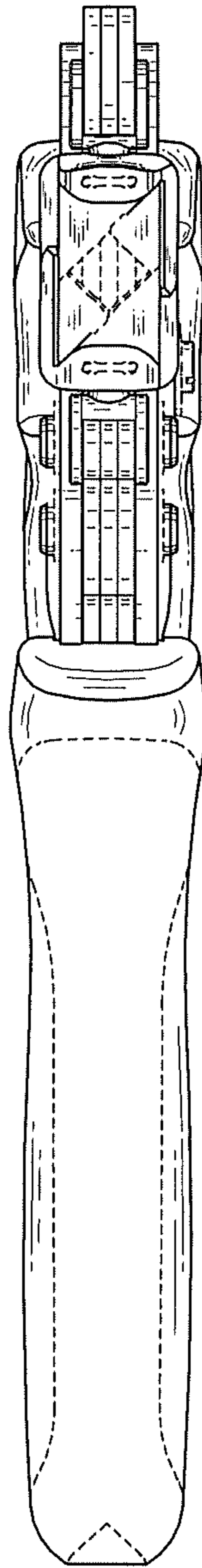


FIG.4

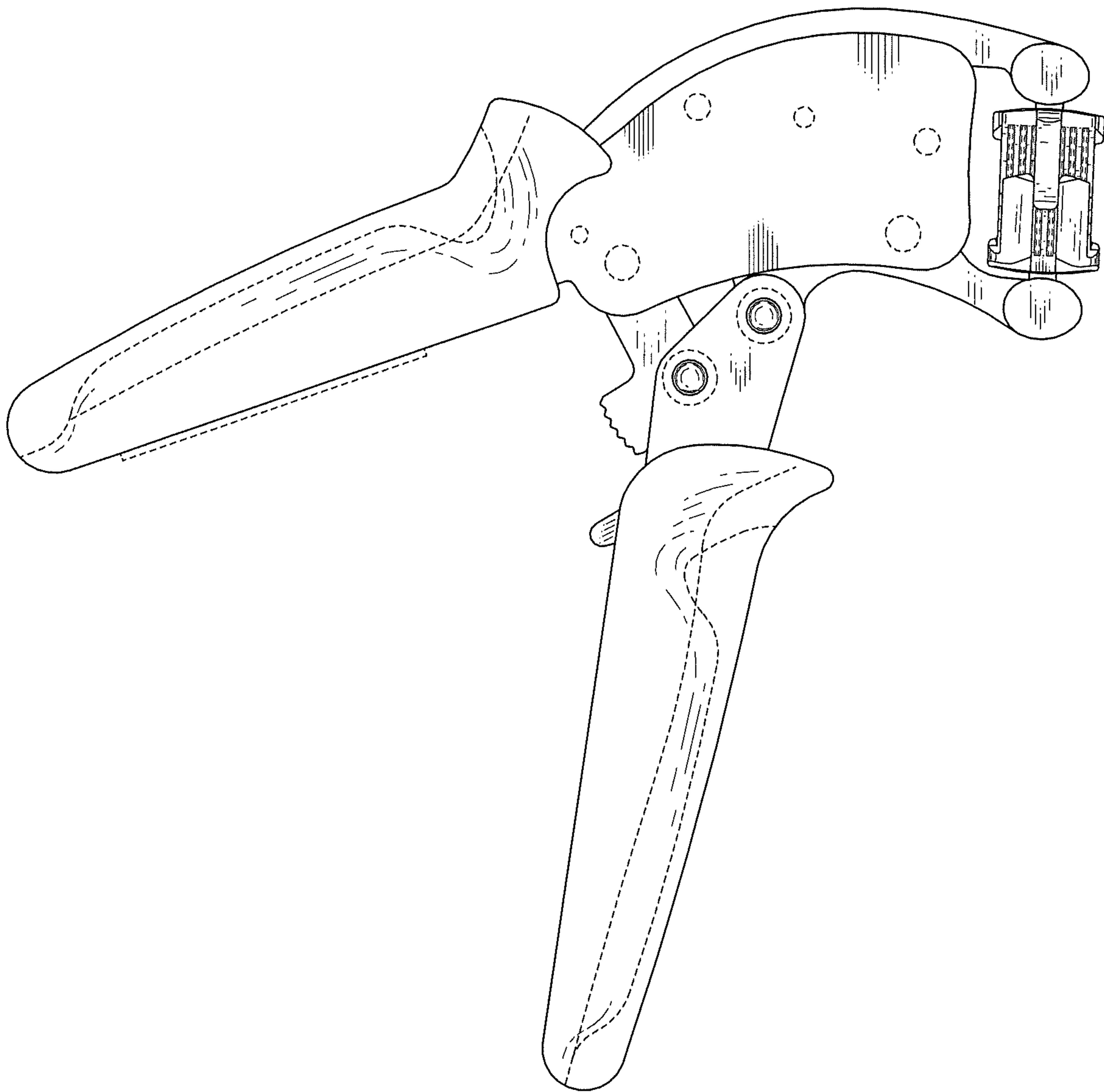


FIG. 5

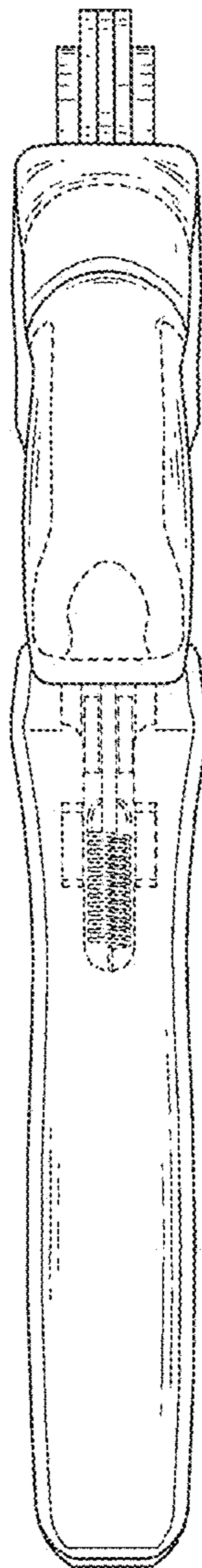


FIG. 6

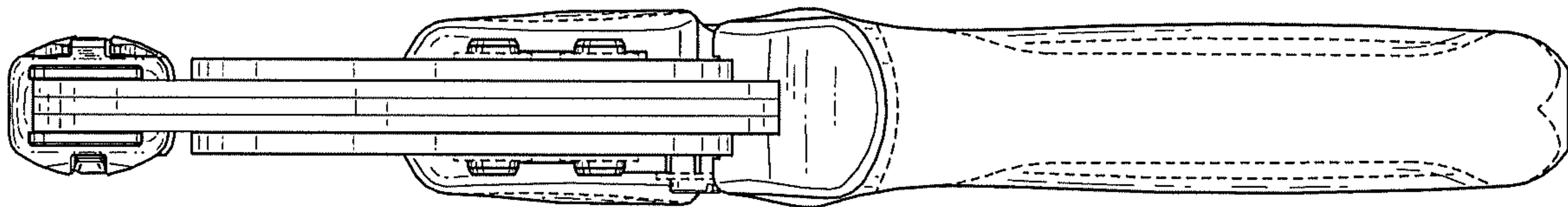


FIG. 7

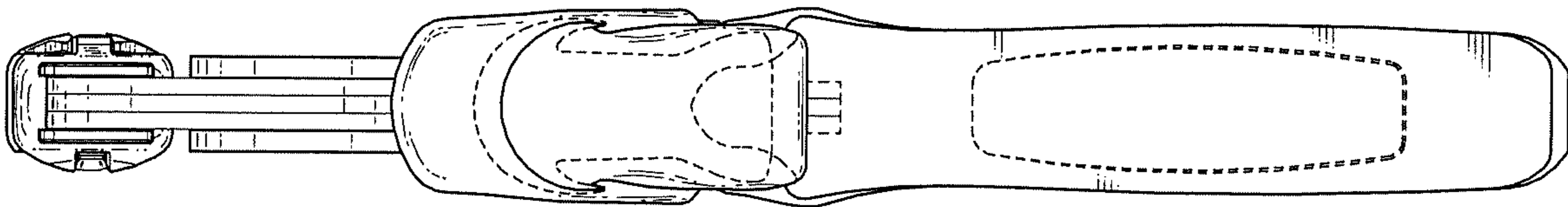


FIG. 8

