

US00D899205S

(12) **United States Design Patent**
Carter et al.

(10) **Patent No.:** **US D899,205 S**
(45) **Date of Patent:** **** Oct. 20, 2020**

(54) **WOOD THREADING TOOL**
(71) Applicant: **CARTER AND SON TOOLWORKS LLC**, Seattle, WA (US)
(72) Inventors: **Paul Carter**, Seattle, WA (US); **David Carter**, Seattle, WA (US); **Mike Mahoney**, Mount Aukum, CA (US)
(73) Assignee: **CARTER AND SON TOOLWORKS LLC**, Seattle, WA (US)
(**) Term: **15 Years**

6,293,740 B1 * 9/2001 Schulte B23G 5/182
409/66
6,929,024 B1 * 8/2005 Rucker B25B 27/062
137/315.41
7,568,865 B1 * 8/2009 Ketterer B23G 5/04
407/101
7,625,292 B2 * 12/2009 Glimpel B23G 5/06
470/199
8,062,694 B2 * 11/2011 Pinnow H01L 45/143
427/58
8,425,163 B2 * 4/2013 Yamamoto B23G 7/02
408/222
8,708,007 B2 4/2014 Jackson
8,800,613 B2 8/2014 Batty
9,138,819 B2 * 9/2015 Ohhashi B23G 7/02
(Continued)

(21) Appl. No.: **29/697,548**

(22) Filed: **Jul. 9, 2019**

(51) **LOC (12) Cl.** **08-05**

(52) **U.S. Cl.**
USPC **D8/47**

(58) **Field of Classification Search**
USPC D8/14, 47, 101, 107
CPC ... B23B 27/065; B23B 27/24; B23B 220/126;
B23B 220/12; B25D 3/00
See application file for complete search history.

(56) **References Cited**

U.S. PATENT DOCUMENTS

221,552 A 11/1879 Hanson
541,673 A 6/1895 Peabody
2,362,711 A 11/1944 Moore
2,914,098 A 11/1959 McLennan
4,126,165 A 11/1978 Guignard
4,754,787 A 7/1988 Smith
4,831,674 A * 5/1989 Bergstrom B23G 1/34
408/222
5,088,861 A * 2/1992 Little B23B 27/065
407/104
D358,751 S * 5/1995 Kemp D8/107
5,682,933 A 11/1997 Martel
6,253,812 B1 7/2001 Rinehart

OTHER PUBLICATIONS

Youtube.com print out of Thread Chasing tools, Allan Batty, published Dec. 22, 2014.*

(Continued)

Primary Examiner — Philip S Hyder
(74) *Attorney, Agent, or Firm* — George A. Leone;
Citadel Patent Law

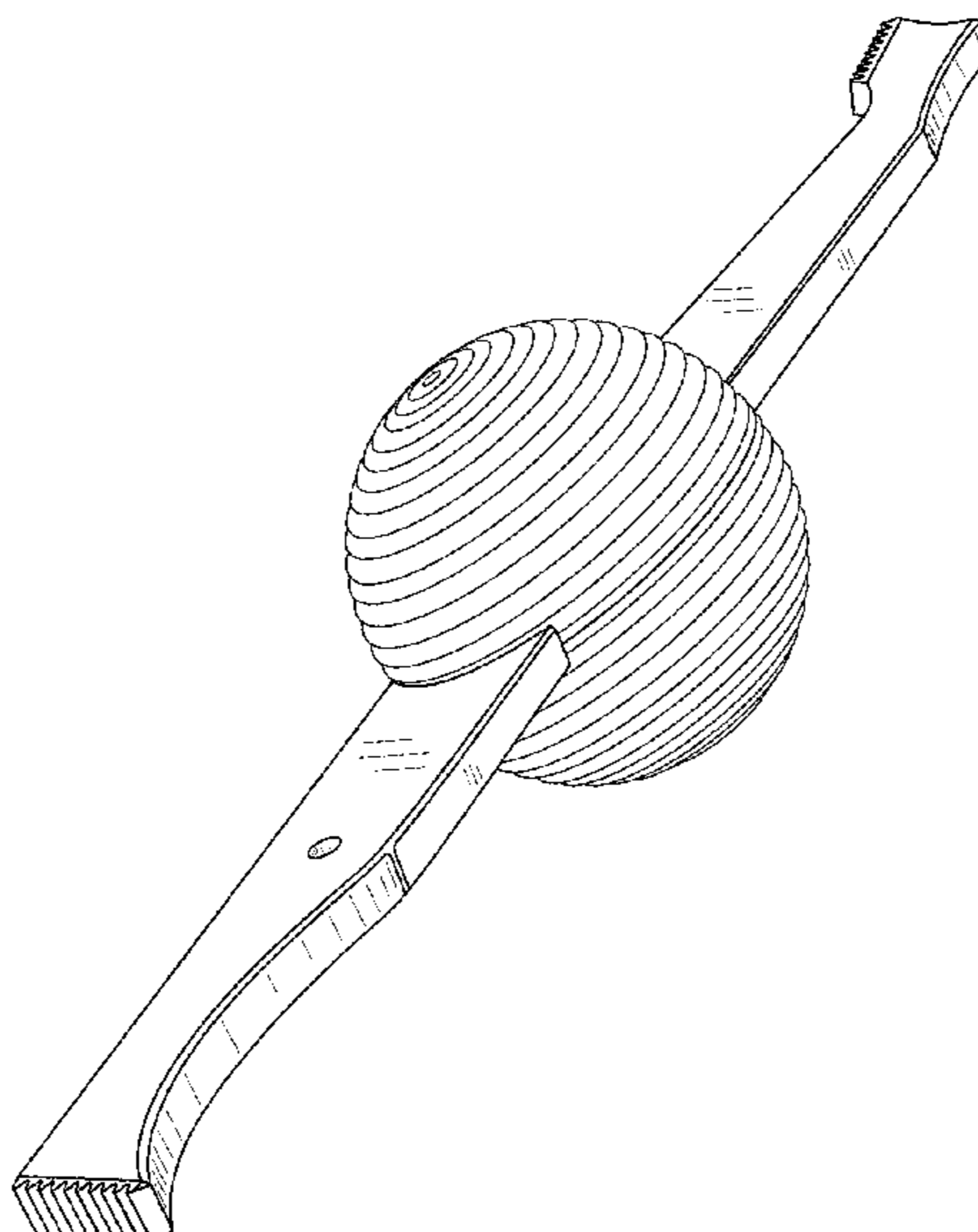
(57) **CLAIM**

The ornamental design for a wood threading tool, as shown and described.

DESCRIPTION

FIG. 1 is a perspective view of a wood threading tool showing our new design;
FIG. 2 is a bottom plan view thereof;
FIG. 3 is a top plan view thereof;
FIG. 4 is a front elevational view thereof;
FIG. 5 is a rear elevational view thereof;
FIG. 6 is a right side elevational view thereof; and,
FIG. 7 is a left side elevational view thereof.

1 Claim, 4 Drawing Sheets



(56)

References Cited

U.S. PATENT DOCUMENTS

D805,863 S * 12/2017 Alho D8/14
2018/0133824 A1* 5/2018 Meyer B23G 5/005

OTHER PUBLICATIONS

Ball Grip, "<https://www.vesseltools.com/handtools/screwdrivers/ballgrip>" accessed Jun. 17, 2019.

Sorby Pair of thread cutters, 10tpi, "<https://www.toolpost.co.uk/product/sorby-pair-thread-cutters-10tpi>," accessed Feb. 28, 2020.

* cited by examiner

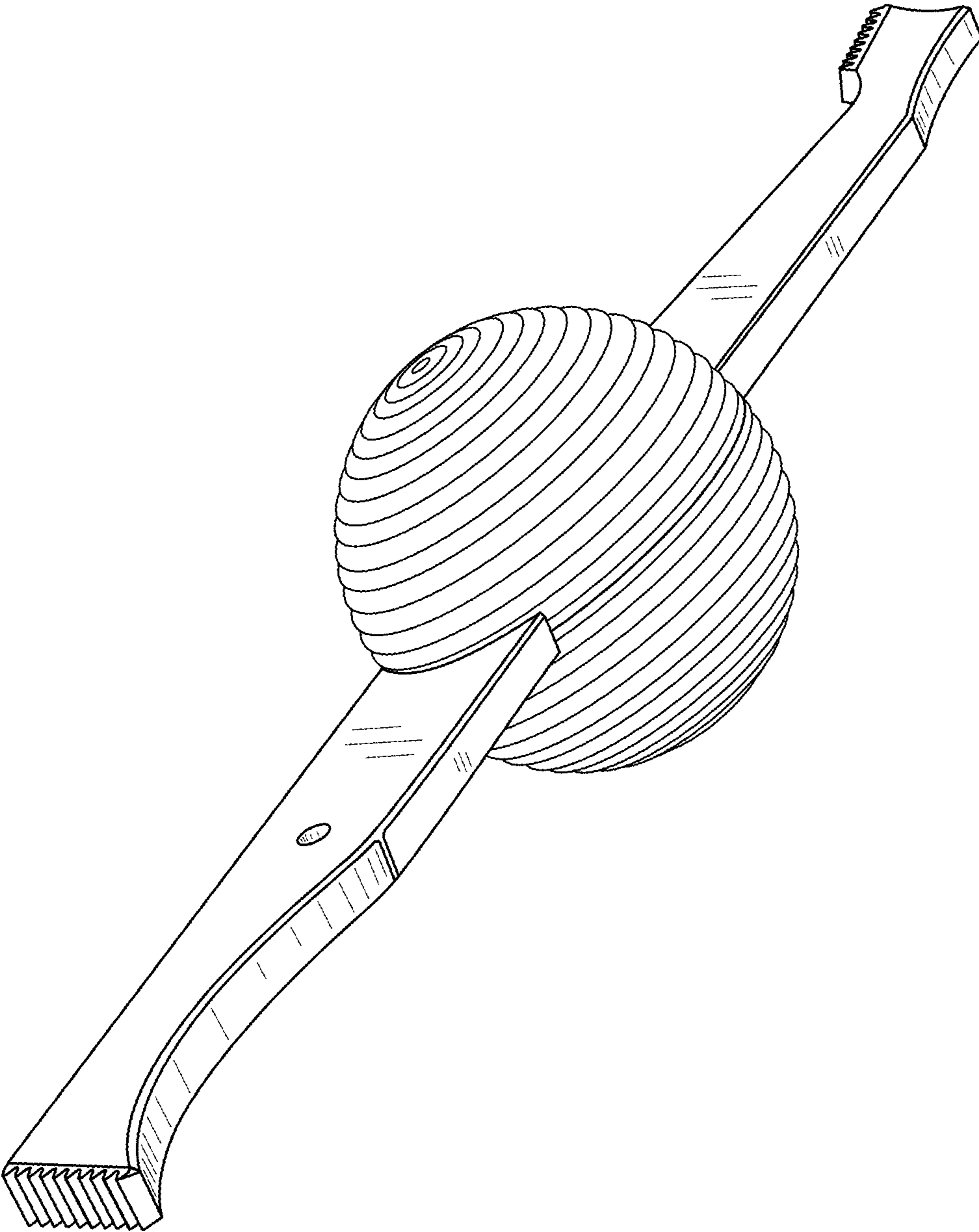


FIG. 1

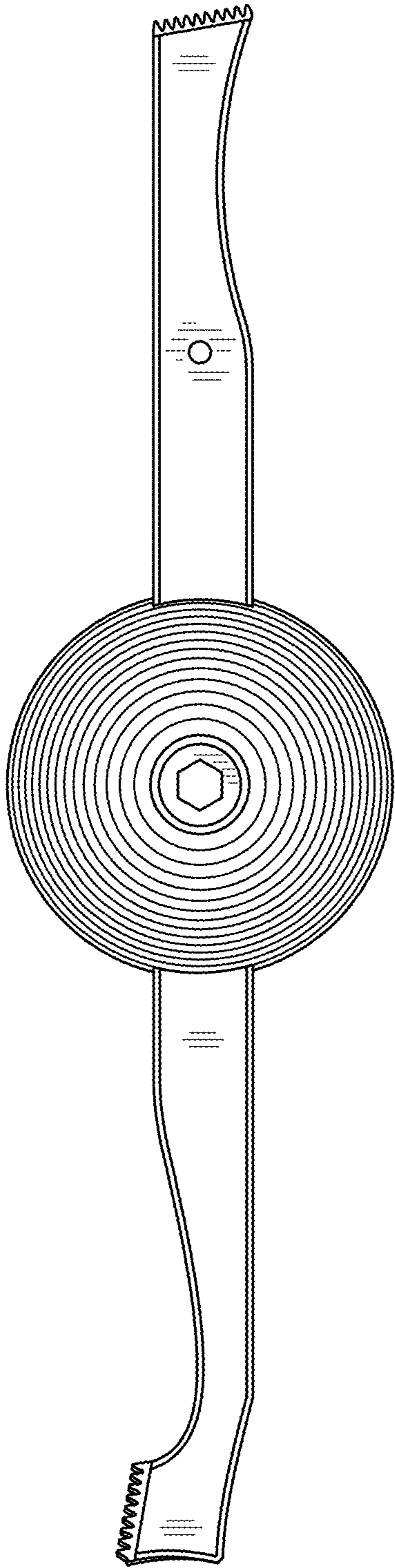


FIG. 2

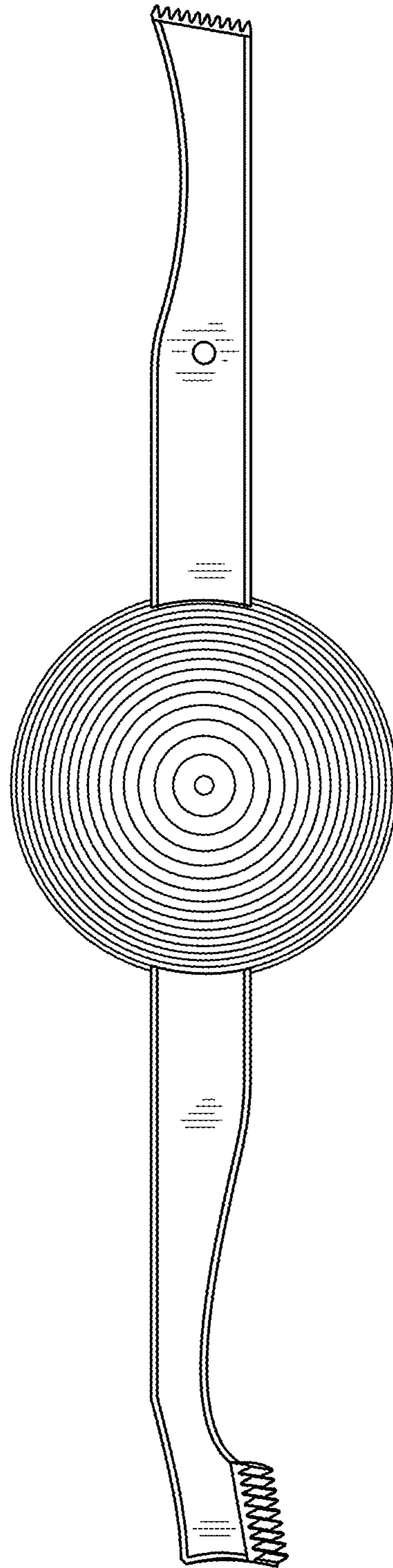


FIG. 3

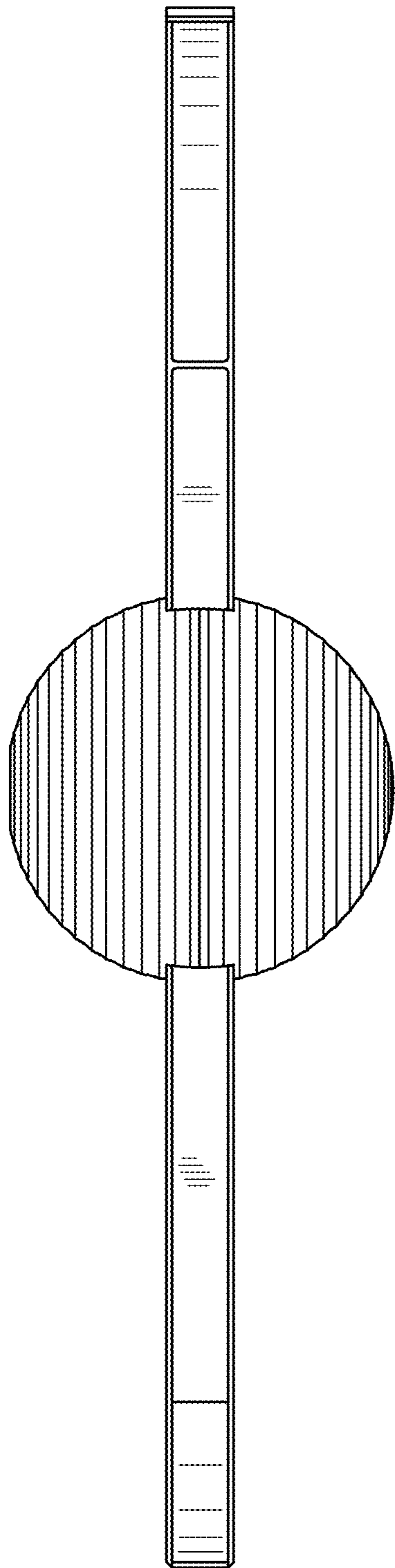


FIG. 4

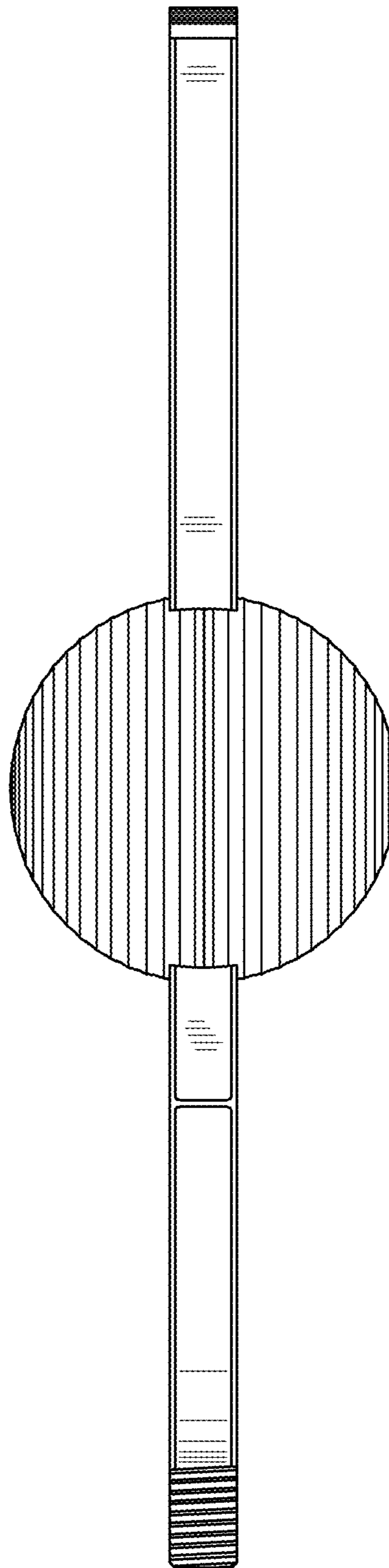


FIG. 5

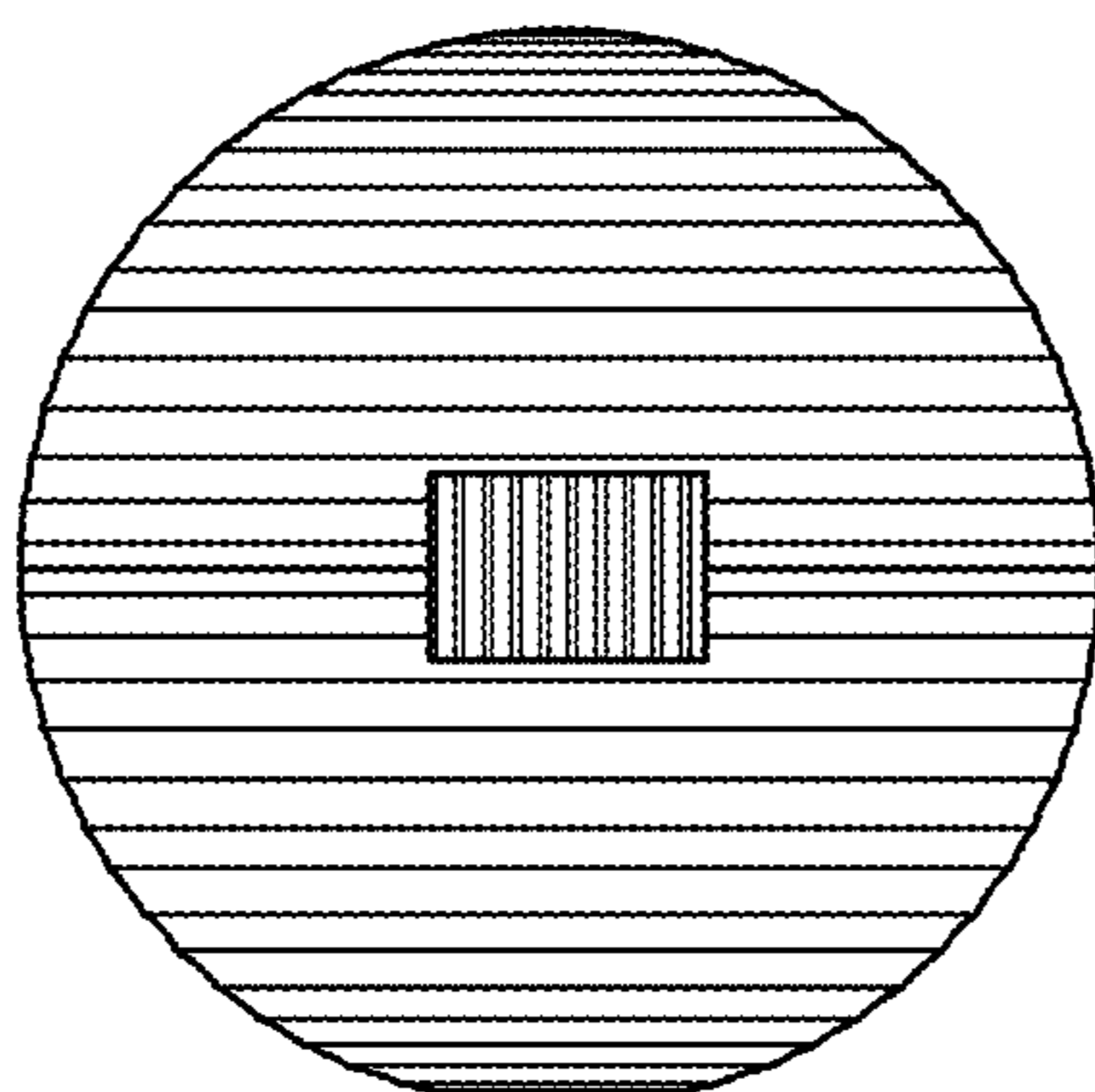


FIG. 6

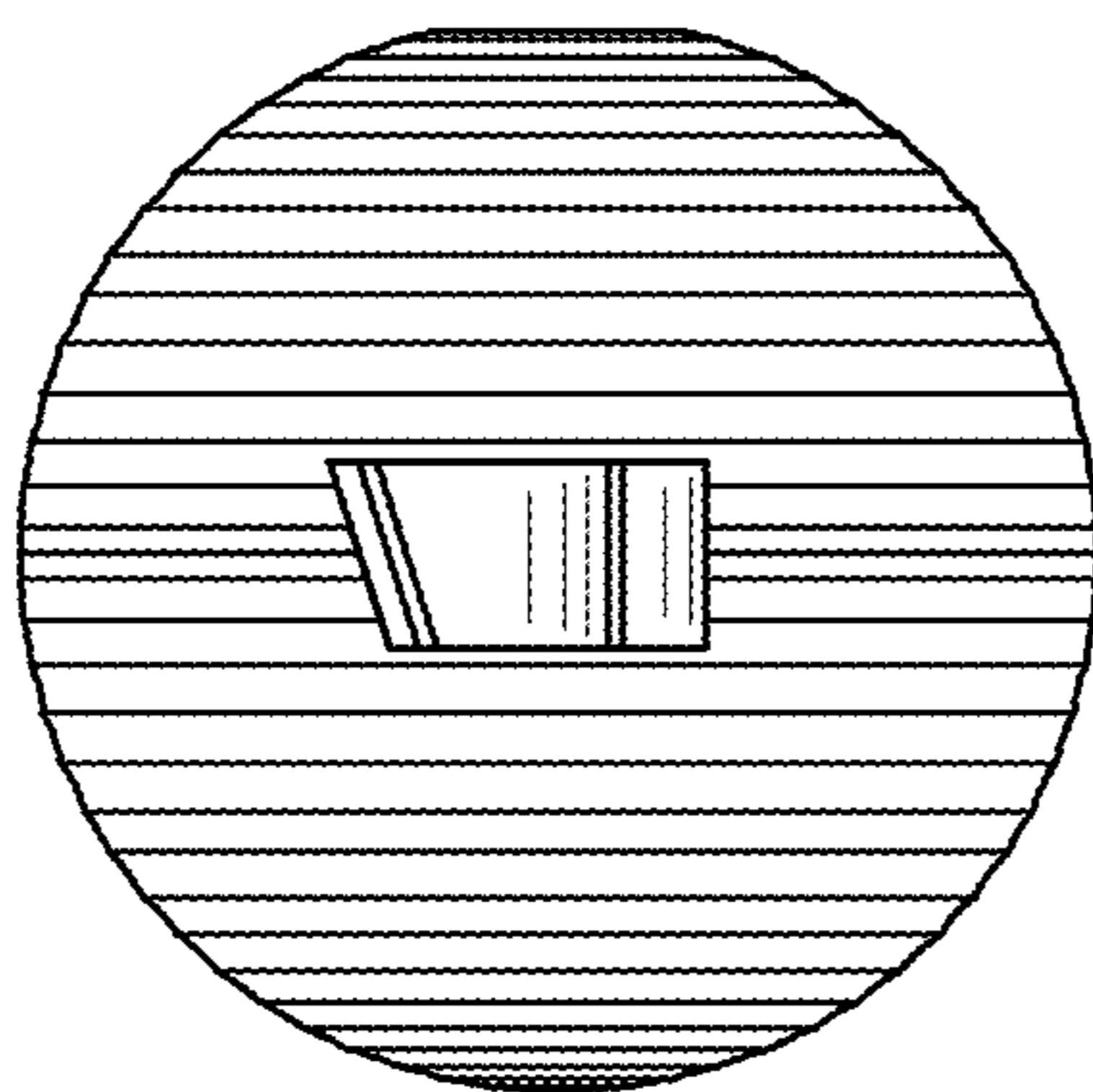


FIG. 7