

US00D899183S

(12) **United States Design Patent**
Cheng

(10) **Patent No.:** **US D899,183 S**

(45) **Date of Patent:** **** Oct. 20, 2020**

- (54) **GRILLE GRATE**
- (71) Applicant: **Manfu Cheng**, Aurora, CO (US)
- (72) Inventor: **Manfu Cheng**, Aurora, CO (US)
- (**) Term: **15 Years**
- (21) Appl. No.: **29/689,377**
- (22) Filed: **Apr. 29, 2019**
- (51) **LOC (12) Cl.** **07-02**
- (52) **U.S. Cl.**
USPC **D7/409**
- (58) **Field of Classification Search**
USPC D7/323, 332, 335-337, 354-355,
D7/359-364, 387-388, 402, 407-409
CPC A21B 2/00; A21B 3/00; A21B 3/13; A21B
3/15; A21B 5/00; A21B 5/02; A23N
12/06; A23N 12/08; A23N 12/10; A47J
27/04; A47J 27/13; A47J 33/00; A47J
37/00; A47J 37/04; A47J 37/041; A47J
37/042; A47J 37/06; A47J 37/0688; A47J
37/0694; A47J 37/07; A47J 37/0704;
A47J 37/0786; A47J 37/10; A47J 47/16;
A47J 47/20; A47J 2037/00; A47J
2037/06; A47J 2037/0611; A47J 2037/07;
A47J 2037/0786; A47J 2037/0795; B01F
13/002; F24C 1/02; F24C 15/10; F24C
15/12; F24C 15/14; F24C 15/16; F24C
15/164; F24C 15/18
See application file for complete search history.

(56) **References Cited**

U.S. PATENT DOCUMENTS

- 862,719 A * 8/1907 Davis F24C 15/10
126/215
- 915,310 A * 3/1909 Rickman B01F 13/002
366/282
- D192,227 S * 2/1962 Theisen D7/388
- D282,706 S * 2/1986 DiFede D7/407
- D339,959 S * 10/1993 Eckman D7/407

- 5,552,577 A * 9/1996 Su A47J 27/04
219/401
- 6,196,115 B1 * 3/2001 Tsao A47J 27/13
126/20
- D679,943 S * 4/2013 Zhou D7/402
- D681,394 S * 5/2013 Parel D7/409
- D737,628 S * 9/2015 Stone D7/409
- D822,435 S * 7/2018 George D7/409
- 10,278,538 B2 * 5/2019 Cammon A47J 37/0704
- 2007/0199555 A1 * 8/2007 Gregory F24C 1/02
126/9 R

* cited by examiner

Primary Examiner — Ricky Pham

(74) *Attorney, Agent, or Firm* — Will Hunziker

(57) **CLAIM**

The ornamental design for a grille grate, as shown and described.

DESCRIPTION

FIG. 1 illustrates a perspective view of a grille grate with flanges pointed downward.

FIG. 2 illustrates a perspective view of a grille grate with the smaller flanges locked in a forward pointing position.

FIG. 3 illustrates a top view of a grille grate with flanges pointed downward as in FIG. 1.

FIG. 4 illustrates a top view of a grille grate with the smaller flanges locked in a forward pointing position as in FIG. 2.

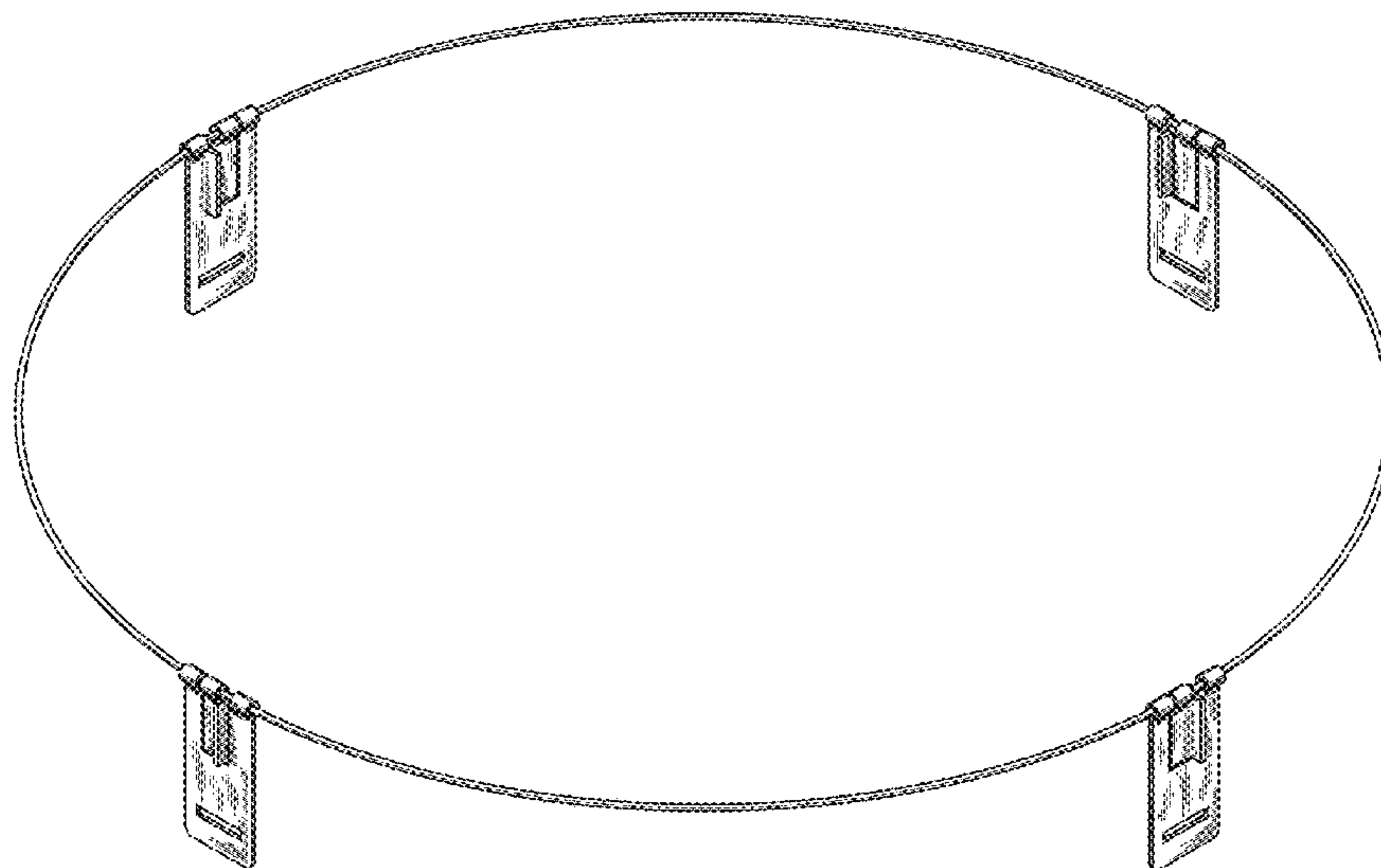
FIG. 5 illustrates a bottom view of a grille grate with flanges pointed downward as in FIG. 1.

FIG. 6 illustrates a bottom view of a grille grate with the smaller flanges locked in a forward pointing position as in FIG. 2; and,

FIG. 7 illustrates a front, back, left side, and right side of a grille grate with flanges pointed downward as in FIG. 1.

The grille grate has a ring with flanges that point down, there are smaller flanges within the larger flanges that swing inward and lock perpendicularly in relation to the larger downward pointing flanges.

1 Claim, 6 Drawing Sheets



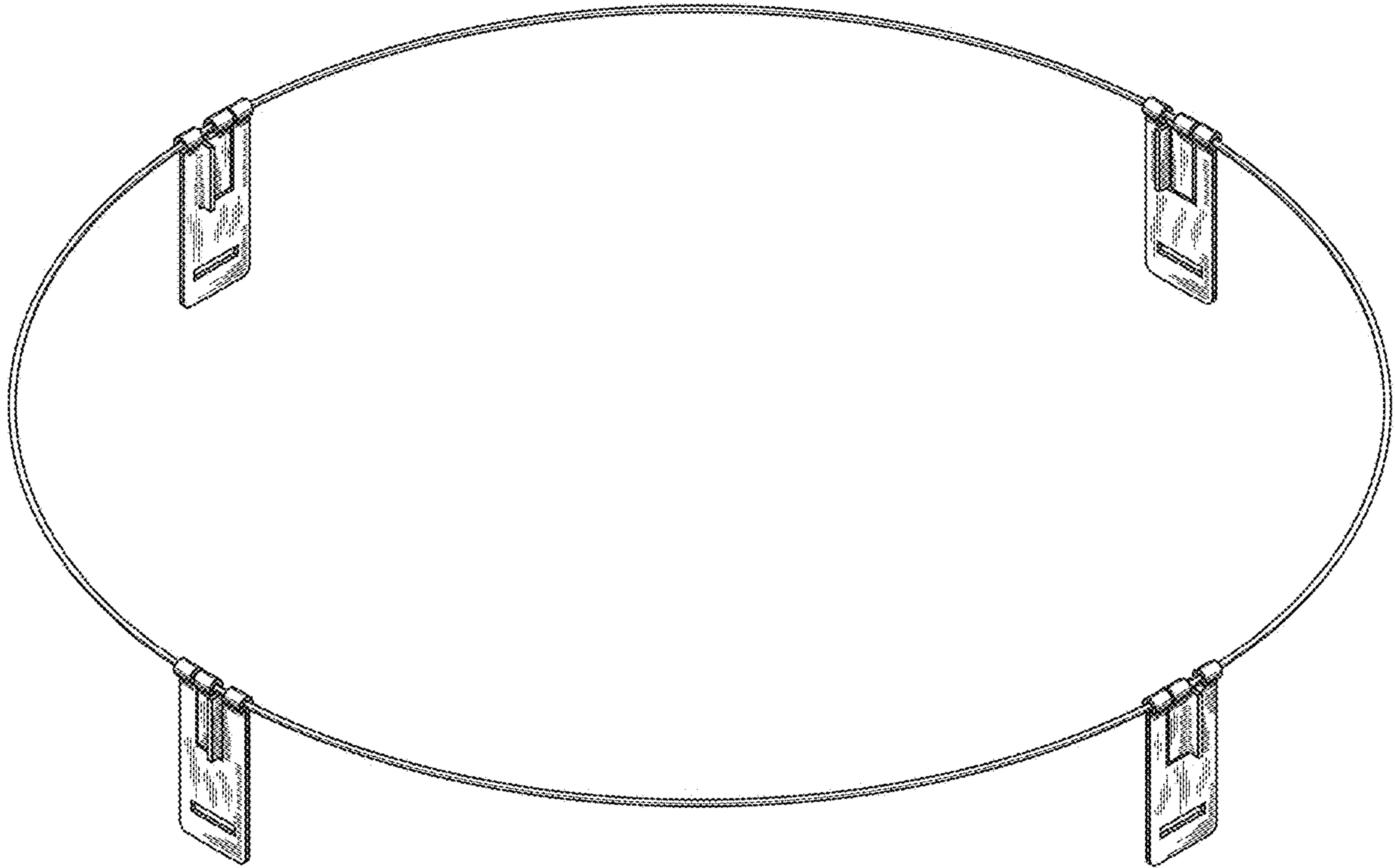


Fig. 1.

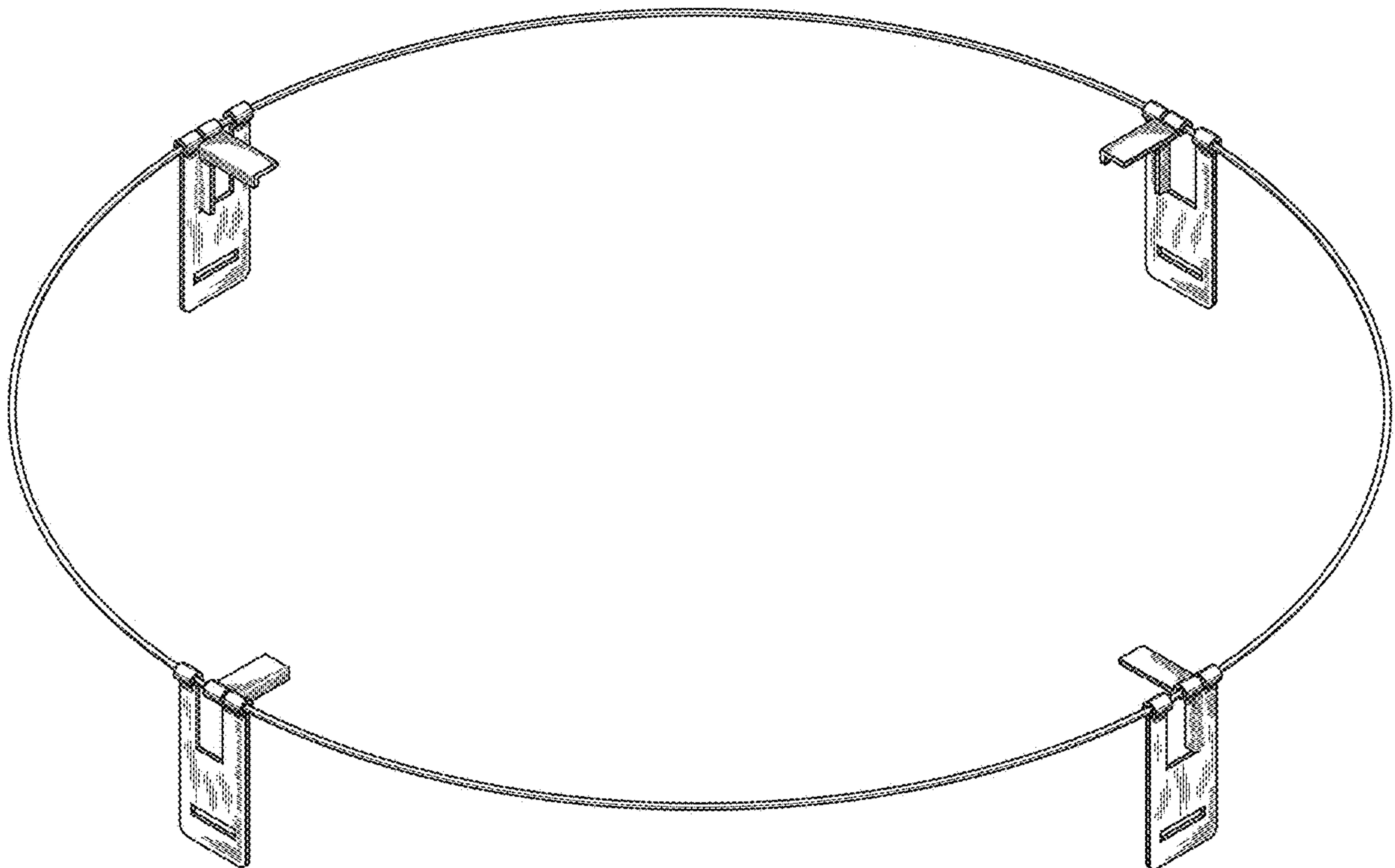


Fig. 2.

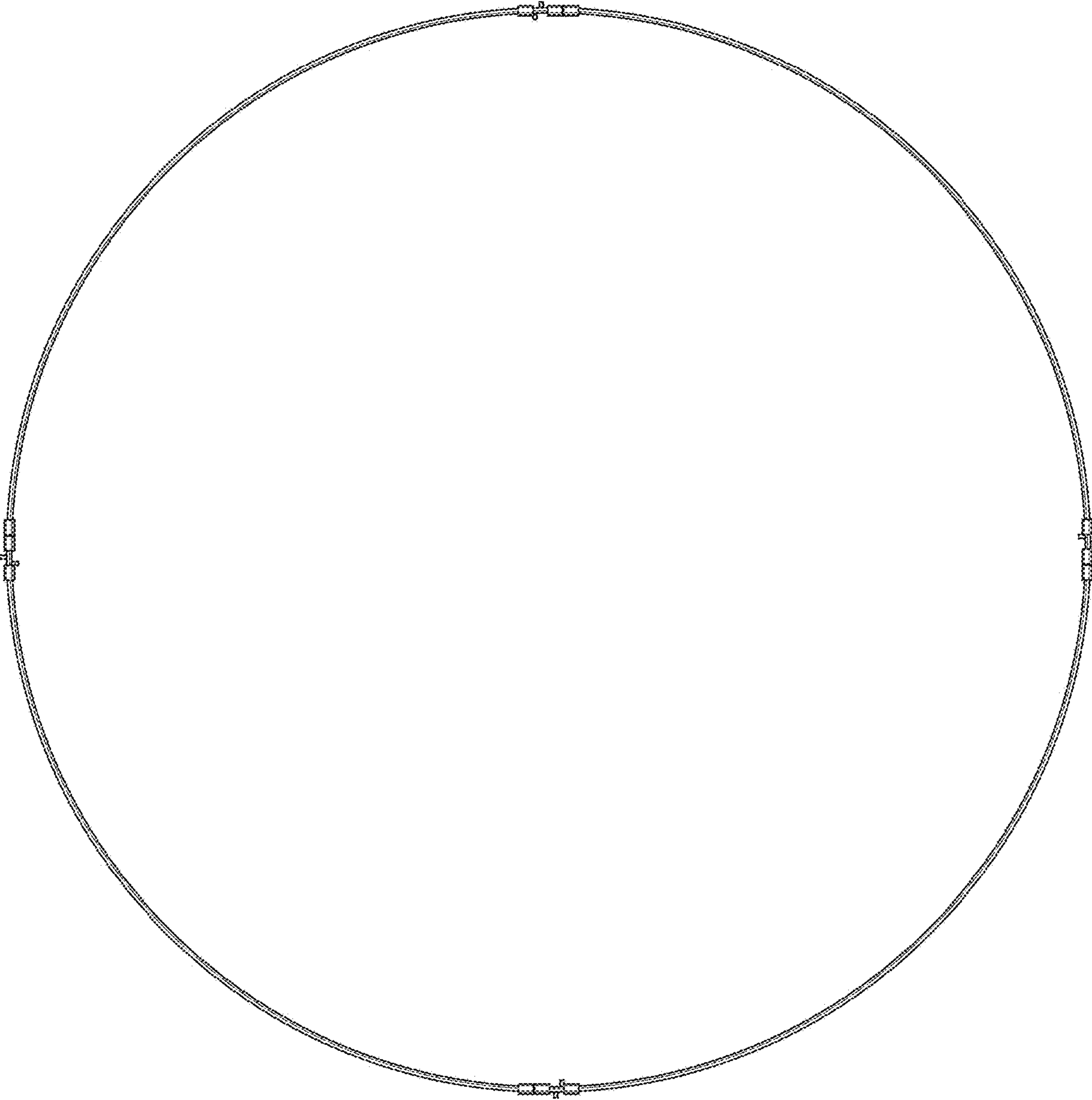


Fig. 3.

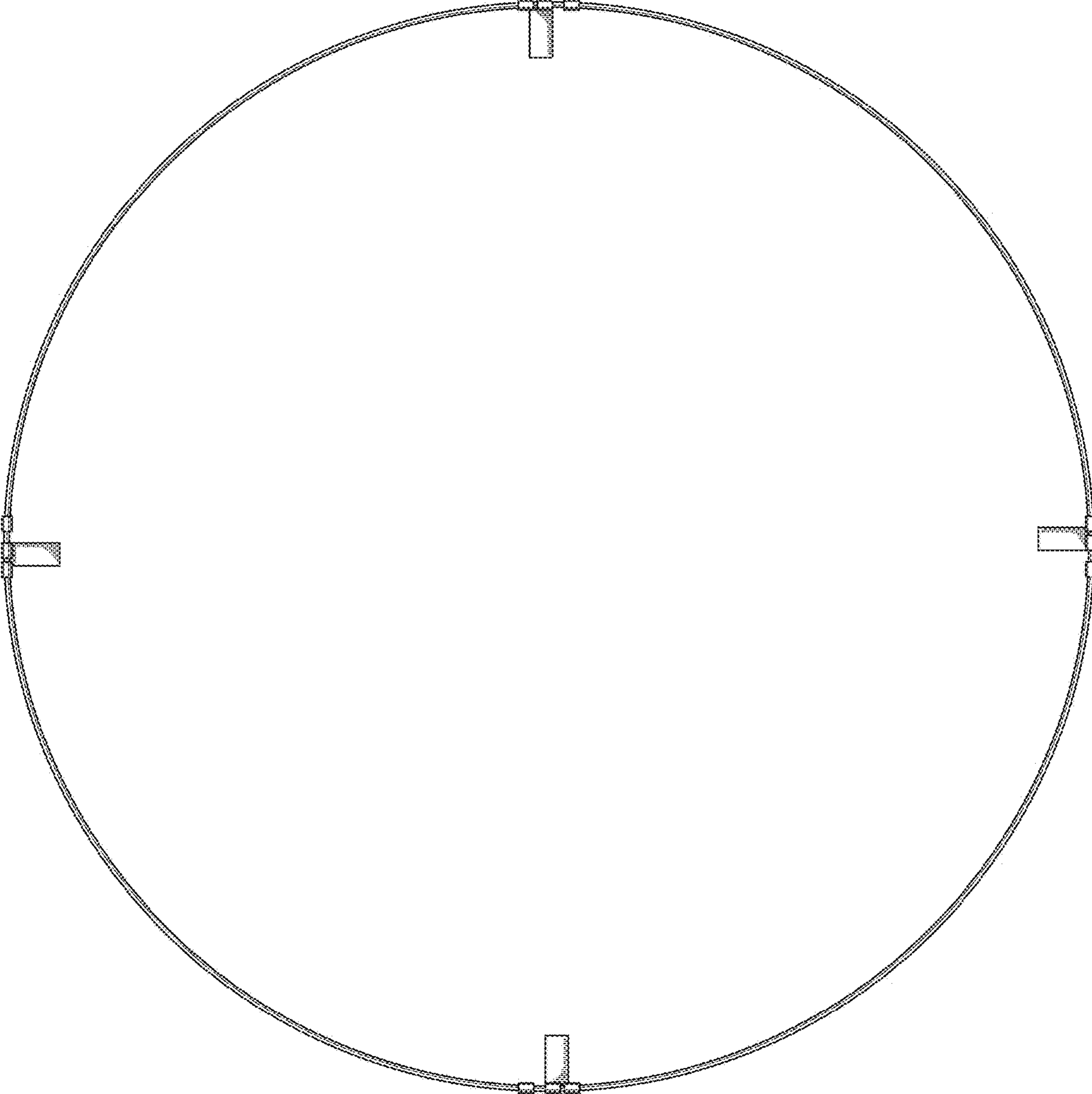


Fig. 4.

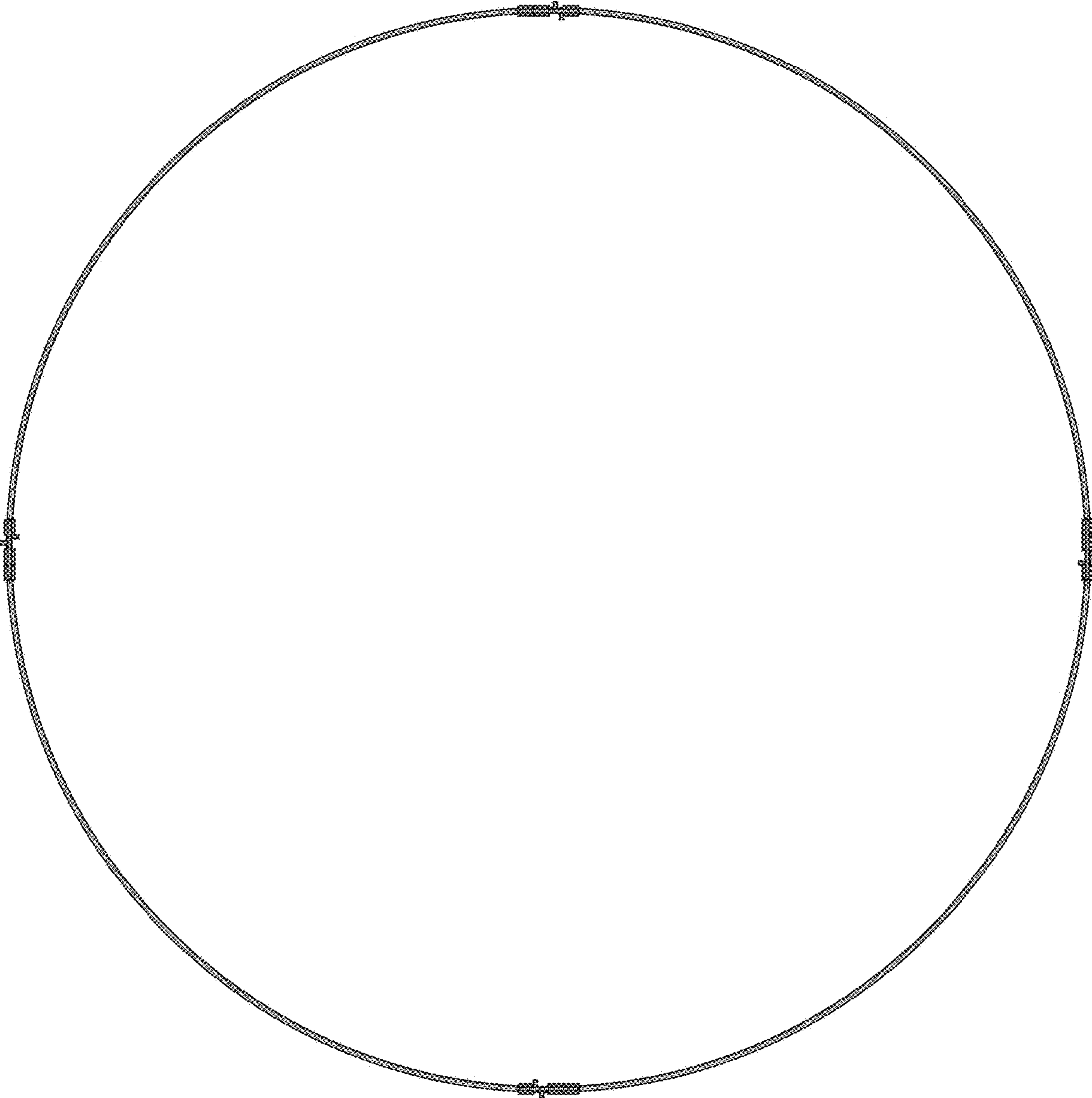


Fig. 5.

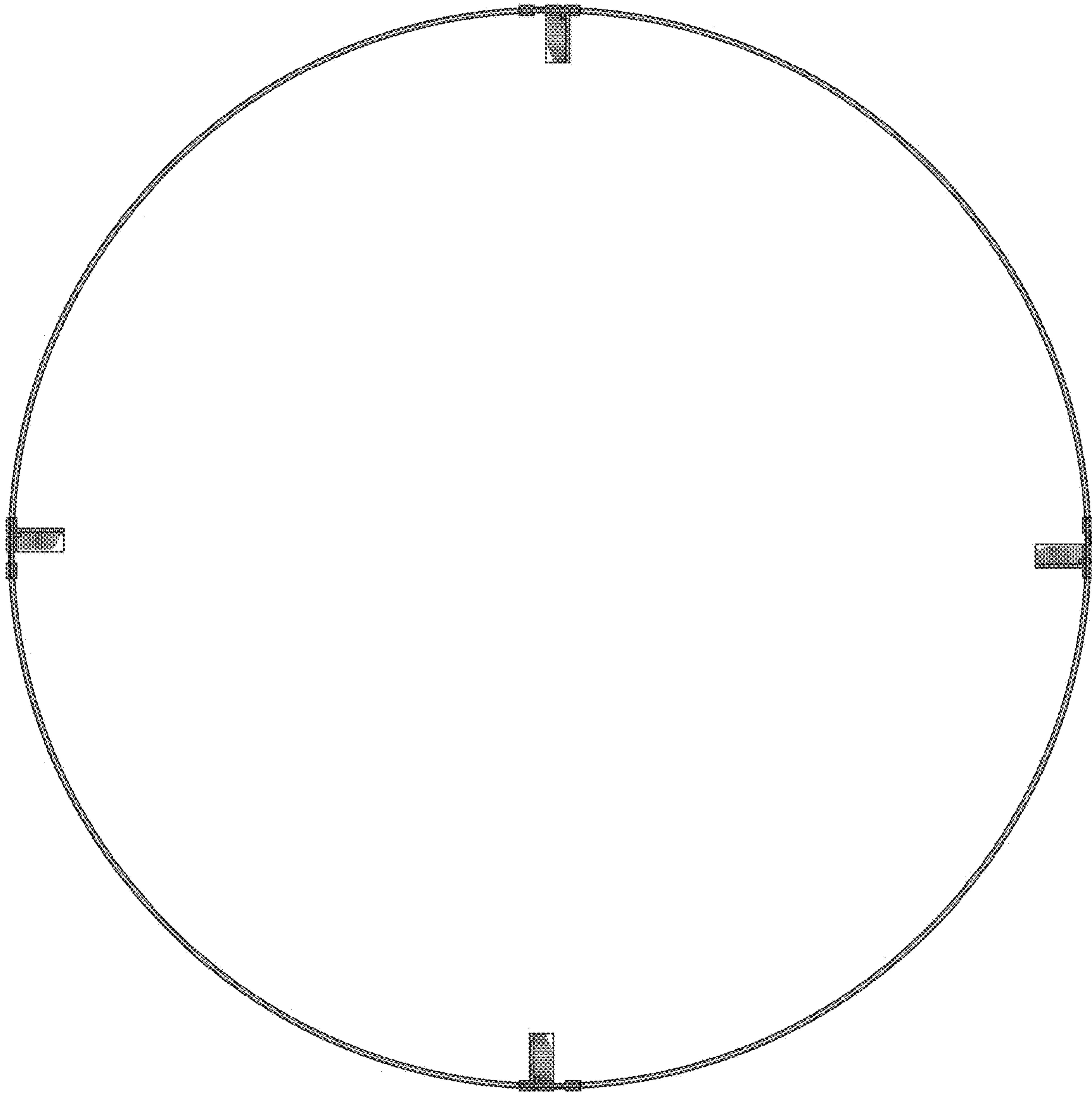


Fig. 6.

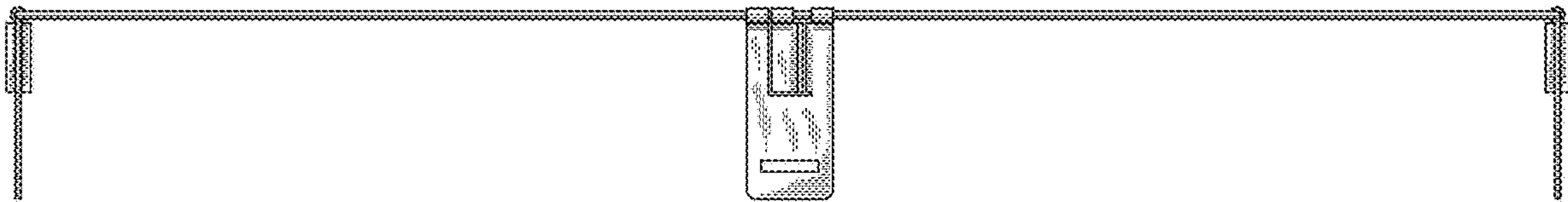


Fig. 7.