



US00D899161S

(12) **United States Design Patent** (10) **Patent No.:** **US D899,161 S**
Xue (45) **Date of Patent:** **** Oct. 20, 2020**

(54) **STORAGE RACK**
(71) Applicant: **Nanyi Xue**, Meizhou (CN)
(72) Inventor: **Nanyi Xue**, Meizhou (CN)
(**) Term: **15 Years**
(21) Appl. No.: **29/738,490**
(22) Filed: **Jun. 18, 2020**
(51) **LOC (12) Cl.** **06-06**
(52) **U.S. Cl.**
USPC **D6/683**
(58) **Field of Classification Search**
USPC D3/304, 306, 307, 308, 309, 315;
D6/672, 675, 675.5, 681, 683; D7/550.1,
D7/552.1, 553.2, 554.3, 601, 602, 402,
D7/409, 412
CPC ... A47J 47/16; A47J 47/20; A47F 5/00; A47F
5/0056; A47B 73/002; A47B 73/00;
B65D 1/34; B65D 1/36; B65D 21/0211
See application file for complete search history.

D640,510 S * 6/2011 Guindi D7/631
D747,876 S * 1/2016 Goodman D3/306
D758,732 S * 6/2016 Goodman D3/306
D778,645 S 2/2017 Merritt
9,596,931 B1 * 3/2017 Nimgulkar B65D 7/20
D785,333 S * 5/2017 Goodman D3/307
9,648,953 B1 * 5/2017 Kuo A47B 88/9418
D814,189 S * 4/2018 Nimgulkar D3/306
D825,924 S * 8/2018 Tuang D3/306
2008/0054772 A1 * 3/2008 Koloff A47B 88/477
312/404

(56) **References Cited**
U.S. PATENT DOCUMENTS
D193,215 S * 7/1962 Fredrick D3/306
D219,205 S * 11/1970 Propst et al. D3/306
D270,963 S * 10/1983 Hawes 220/485
D322,378 S * 12/1991 Colman D3/306
6,491,173 B1 * 12/2002 Costa A47B 88/427
211/126.15
D507,108 S * 7/2005 Suero, Jr. D3/304
D508,167 S * 8/2005 Anderson D3/306
D508,321 S * 8/2005 Anderson D3/306
D569,638 S 5/2008 Ballard et al.
D586,165 S 2/2009 Lenterman

OTHER PUBLICATIONS
mDesign 3 Tier Vertical Standing Bathroom Shelving Unit, Deco-
rative Metal Storage Organizer Tower Rack Center with 3 Basket
Bins to Hold and Organize Bath Towels, Hand Soap, Toiletries—
White https://www.amazon.com/mDesign-Vertical-Decorative-Organizer-Toiletries/dp/B07TVKJKL5/ref=sr_1_141?dchild=1&keywords=Storage+rack&qid=1592453180&s=home-garden&sr=1-141 (Year 2019).

* cited by examiner
Primary Examiner — Kelley A Donnelly
(57) **CLAIM**
The ornamental design for a storage rack, as shown and described.

DESCRIPTION
FIG. 1 is a perspective view of a storage rack showing my new design;
FIG. 2 is a front elevational view thereof;
FIG. 3 is a rear elevational view thereof;
FIG. 4 is a right side elevational view thereof;
FIG. 5 is a left side elevational view thereof;
FIG. 6 is a top plan view thereof; and,
FIG. 7 is a bottom plan view thereof.

1 Claim, 7 Drawing Sheets





FIG. 1

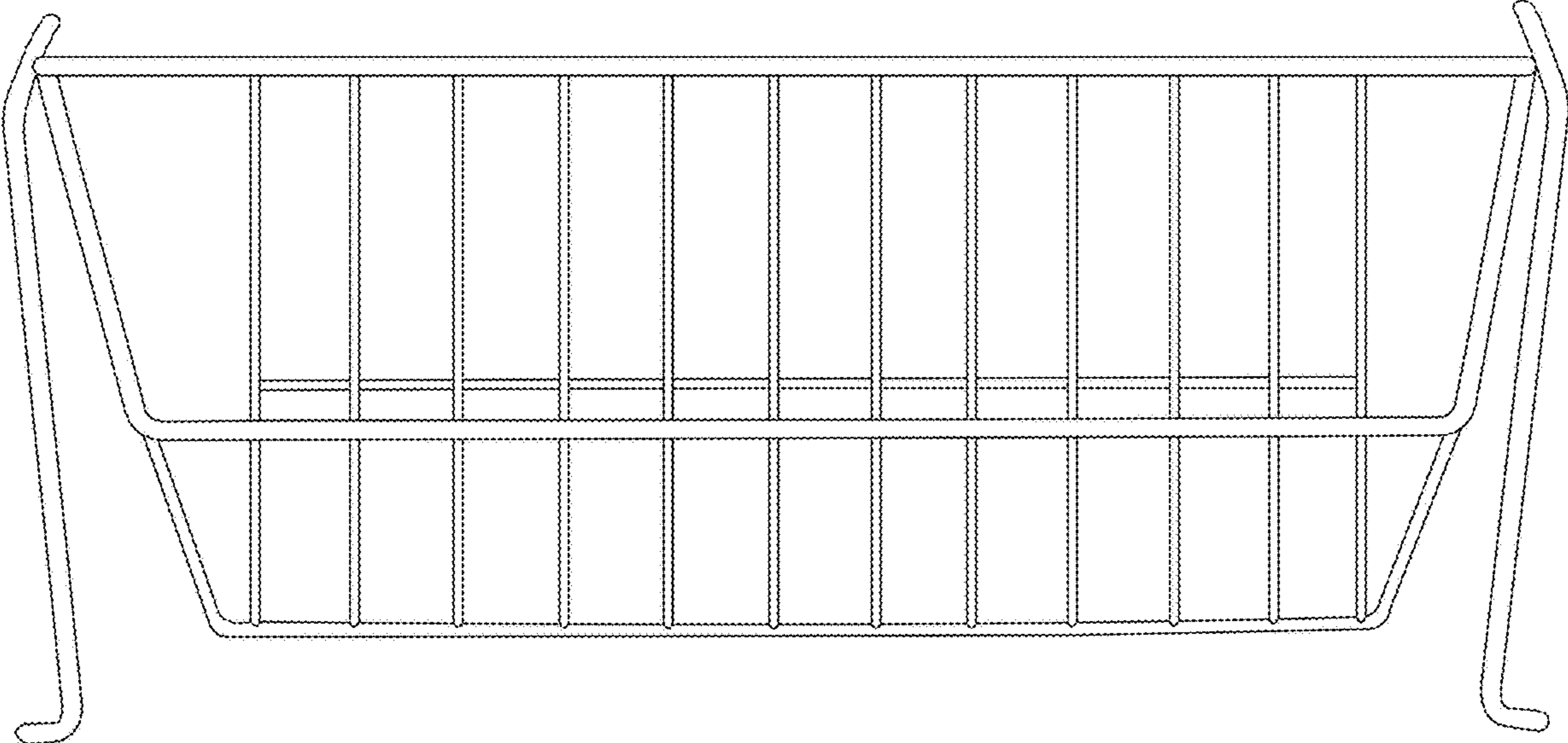


FIG. 2

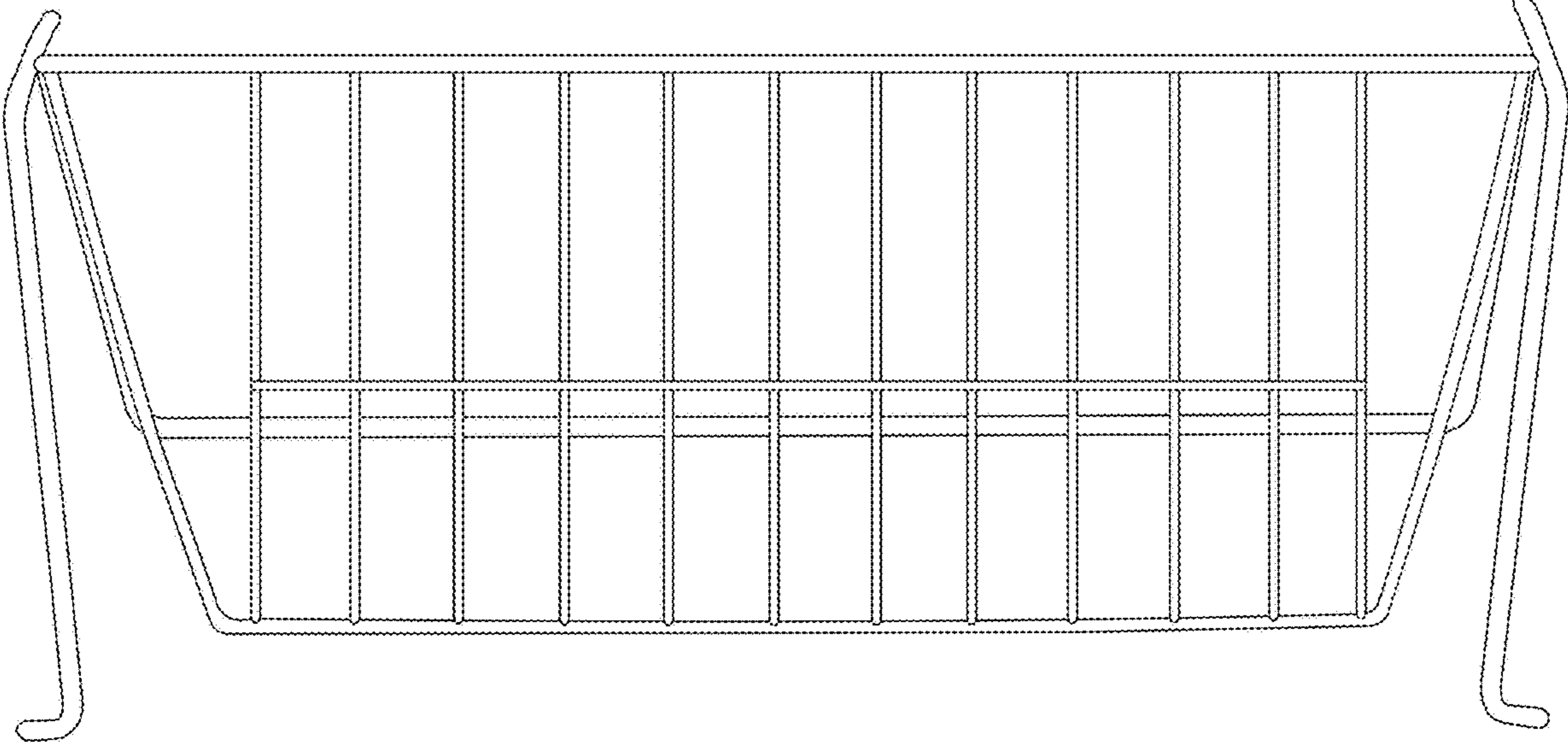


FIG. 3

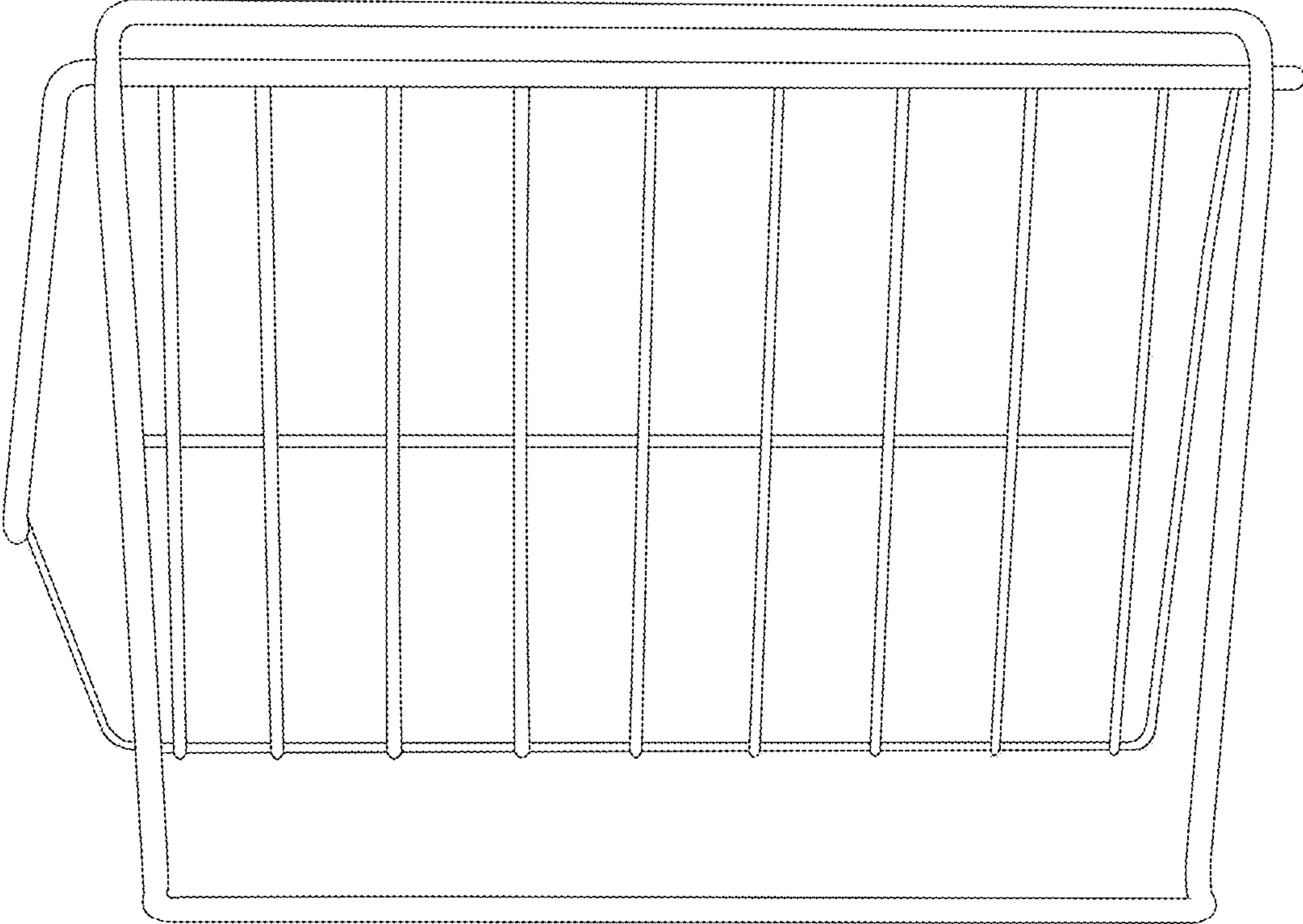


FIG. 4

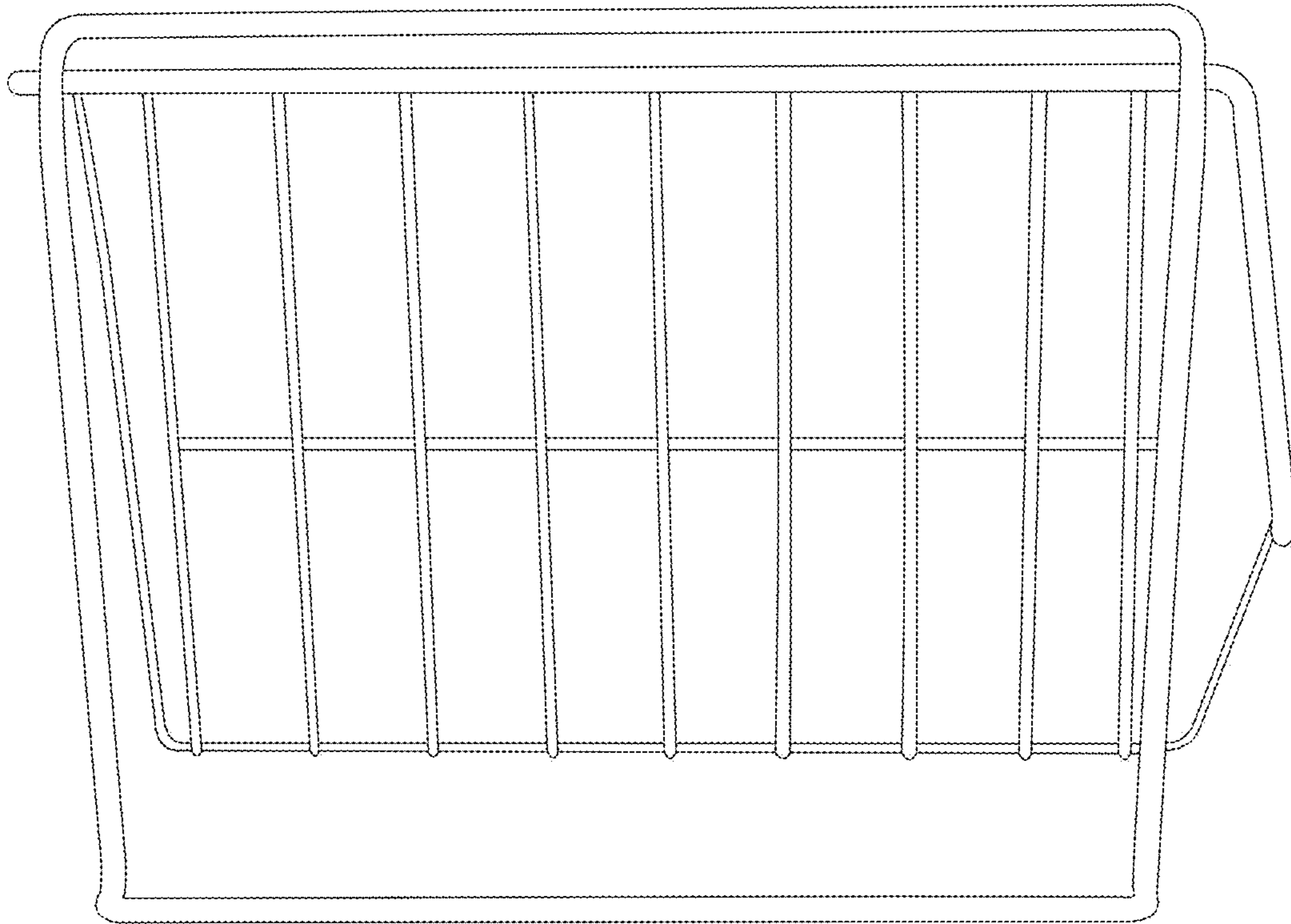


FIG. 5

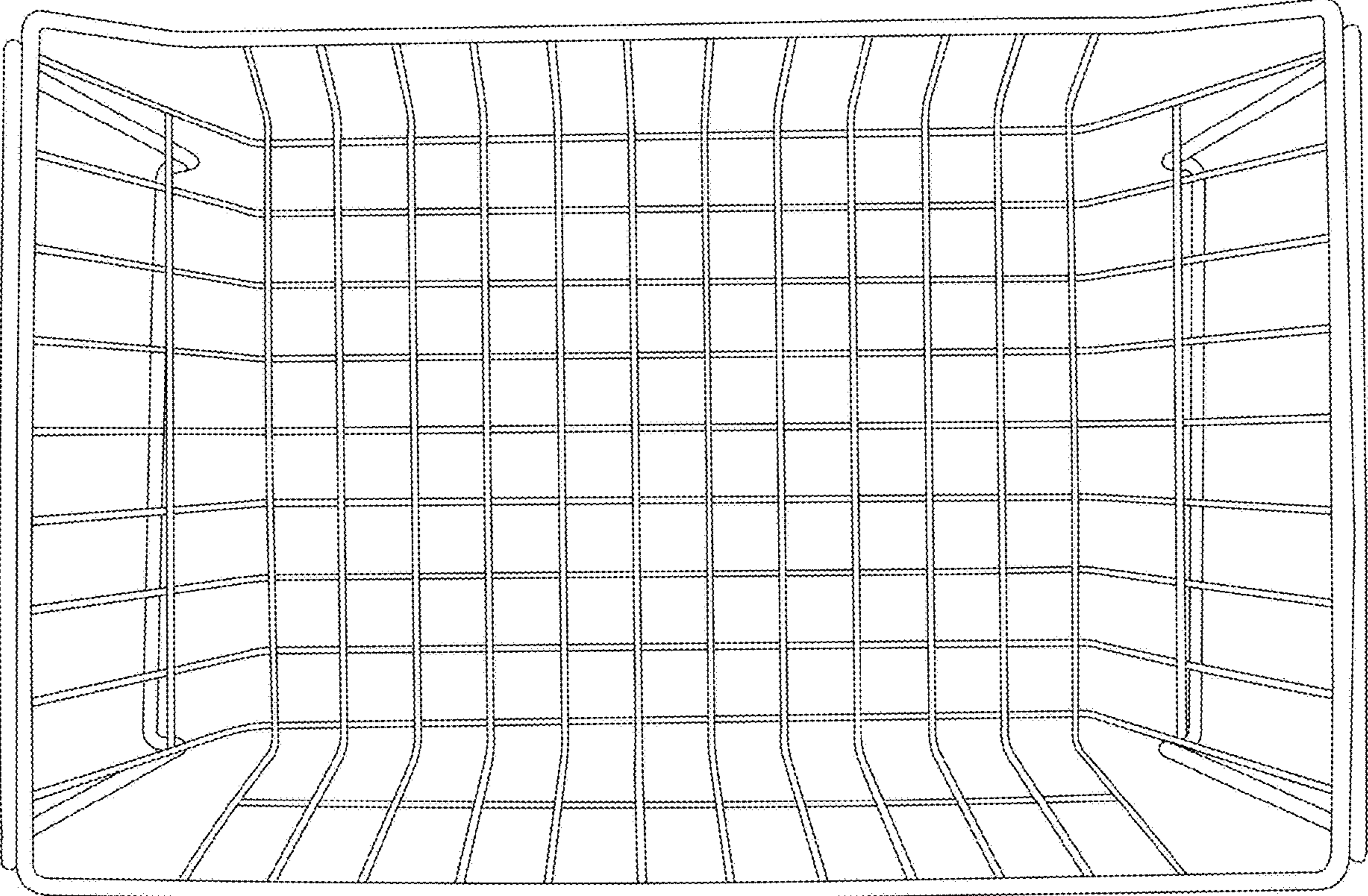


FIG. 6

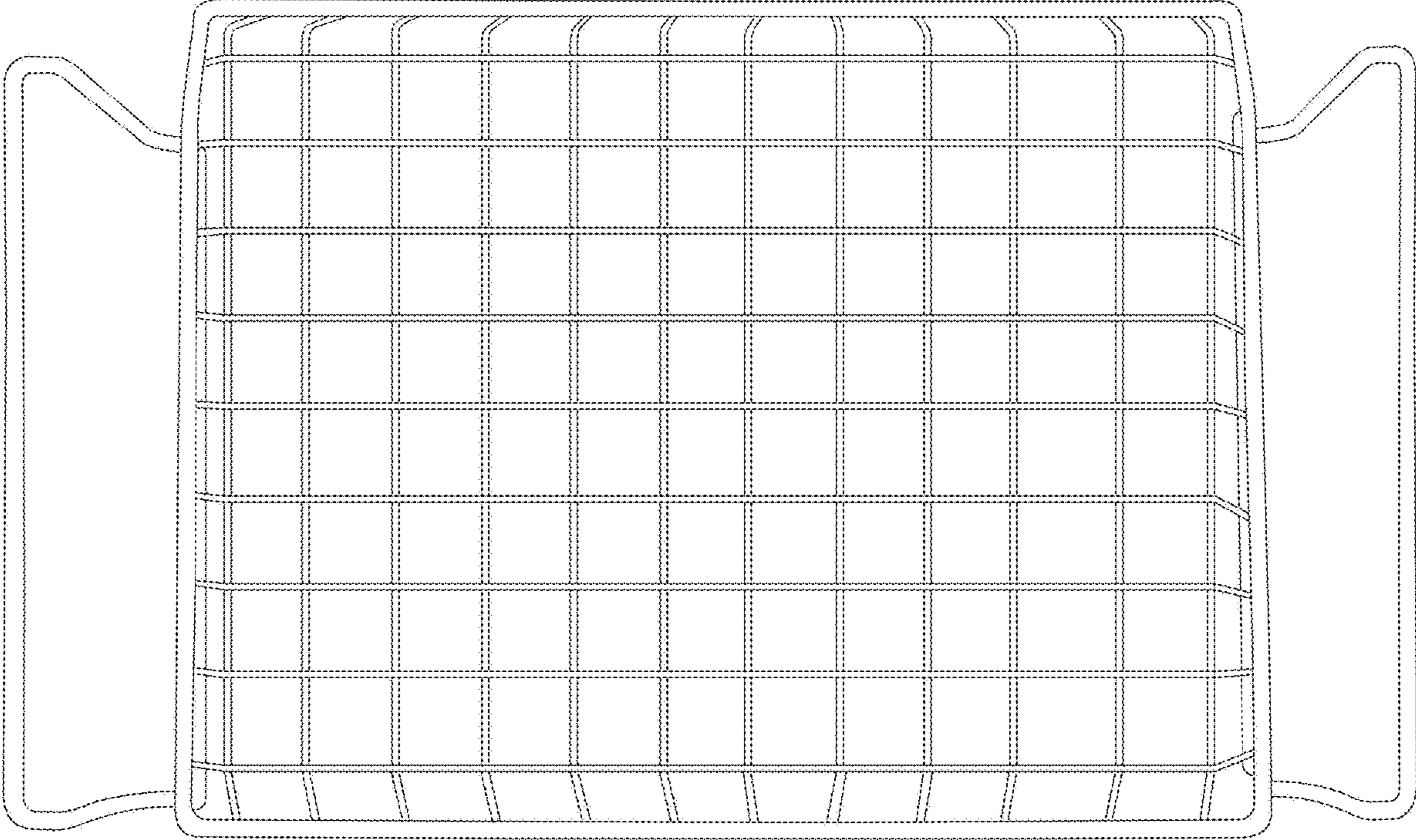


FIG. 7