



US00D899153S

(12) **United States Design Patent** (10) **Patent No.:** **US D899,153 S**  
**Provatas et al.** (45) **Date of Patent:** **\*\* Oct. 20, 2020**

(54) **SEAT PONCHO**

(71) Applicant: **Pilot Inc.**, City of Industry, CA (US)

(72) Inventors: **Dina Provatas**, City of Industry, CA (US); **Melinda Montes**, City of Industry, CA (US)

(73) Assignee: **Pilot Inc.**, City of Industry, CA (US)

(\*\*) Term: **15 Years**

(21) Appl. No.: **29/665,457**

(22) Filed: **Oct. 3, 2018**

(51) **LOC (12) Cl.** ..... **06-13**

(52) **U.S. Cl.**  
USPC ..... **D6/611**

(58) **Field of Classification Search**  
USPC ..... D6/356, 596, 601, 608, 610, 611, 613, D6/616; D12/203, 401, 416; D21/686  
CPC ..... A47C 27/00; A47C 27/001; A47C 27/002; A47C 31/10; A47C 31/11; A47C 31/113; A47C 31/116; A47C 4/28; A47C 7/021; A47C 7/0213; A47C 7/024; A47C 7/22; A47C 7/386; A47C 7/42; A47C 7/68; B60N

(Continued)

(56) **References Cited**

**U.S. PATENT DOCUMENTS**

D10,322 S \* 11/1877 Webb ..... D6/608  
1,607,366 A \* 11/1926 Reitzes ..... A47L 23/10  
15/222

(Continued)

**OTHER PUBLICATIONS**

The Seat Poncho [online], [site visited May 19, 2020]. Available from internet, URL:<[https://www.venturelibre.com/store/p34/The\\_Seat\\_Poncho.html](https://www.venturelibre.com/store/p34/The_Seat_Poncho.html)> (Year: 2020).\*

(Continued)

*Primary Examiner* — Cynthia Ramirez  
*Assistant Examiner* — Xavier Marti-Santos  
(74) *Attorney, Agent, or Firm* — Sheridan Ross P.C.

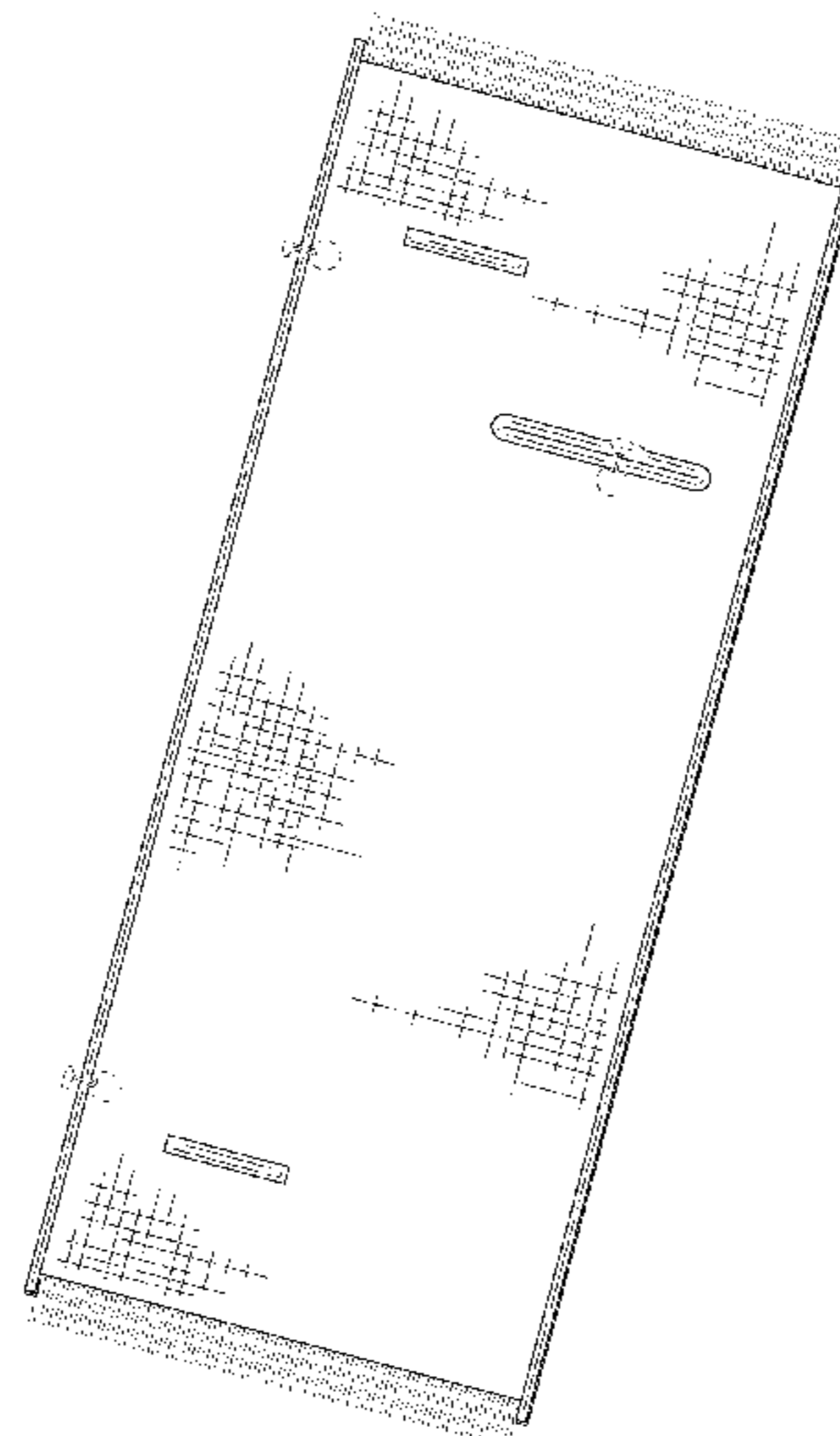
(57) **CLAIM**

The ornamental design for a seat poncho, as shown and described.

**DESCRIPTION**

FIG. 1 is a perspective view of a seat poncho showing a first embodiment of our new design;  
FIG. 2 is a front elevational view thereof;  
FIG. 3 is a rear elevational view thereof;  
FIG. 4 is a right side elevational view thereof;  
FIG. 5 is a left side elevational view thereof;  
FIG. 6 is a top plan view thereof;  
FIG. 7 is a bottom plan view thereof;  
FIG. 8 is a perspective view of a seat poncho showing a second embodiment of our new design;  
FIG. 9 is a front elevational view of the seat poncho of FIG. 8;  
FIG. 10 is a rear elevational view of the seat poncho of FIG. 8;  
FIG. 11 is a right side elevational view of the seat poncho of FIG. 8;  
FIG. 12 is a left side elevational view of the seat poncho of FIG. 8;  
FIG. 13 is a top plan view of the seat poncho of FIG. 8; and, FIG. 14 is a bottom plan view of the seat poncho of FIG. 8.  
The cross-hatching shading in the figures is fragmentarily shown for convenience of illustration, it being understood that the cross-hatching is uniformly continued over the surface on which it appears.  
The broken lines extending from the top and bottom ends of the seat poncho represent a fringe. All of the broken lines in the figures show portions of the seat poncho which form no part of the claimed design.

**1 Claim, 10 Drawing Sheets**



(58) **Field of Classification Search**

CPC ..... 2/58; B60N 2/60; B60N 2/6009; B60N  
2/6018

See application file for complete search history.

(56) **References Cited**

U.S. PATENT DOCUMENTS

1,882,485 A \* 10/1932 Wellington ..... A47C 7/425  
297/253  
D200,695 S \* 3/1965 Boucher ..... D6/596  
3,862,876 A \* 1/1975 Graves ..... E04G 21/28  
428/83  
4,511,140 A \* 4/1985 Wenger ..... A63D 5/00  
15/210.1  
5,692,710 A \* 12/1997 Gee, Sr. .... A41D 13/018  
244/118.5  
D496,322 S \* 9/2004 Farney ..... D12/401  
D647,351 S \* 10/2011 Jemmott ..... D6/611  
D770,813 S \* 11/2016 Furstenburg ..... D6/608  
D876,128 S \* 2/2020 Anchors, Jr. .... D6/611  
2002/0096919 A1 \* 7/2002 Sparks ..... B60N 2/6054  
297/228.12  
2005/0225135 A1 \* 10/2005 Moses ..... B60R 22/00  
297/228.1  
2008/0179926 A1 \* 7/2008 Kushner ..... A47C 31/11  
297/220  
2015/0097402 A1 \* 4/2015 Bee ..... B60N 2/6018  
297/229

OTHER PUBLICATIONS

Seat Cushion SC-569 [online], [site visited May 19, 2020]. Avail-  
able from internet, URL:<[http://www.pilotautomotive.com/seat\\_ cover/SC-569.html](http://www.pilotautomotive.com/seat_ cover/SC-569.html)> (Year: 2020).\*

\* cited by examiner

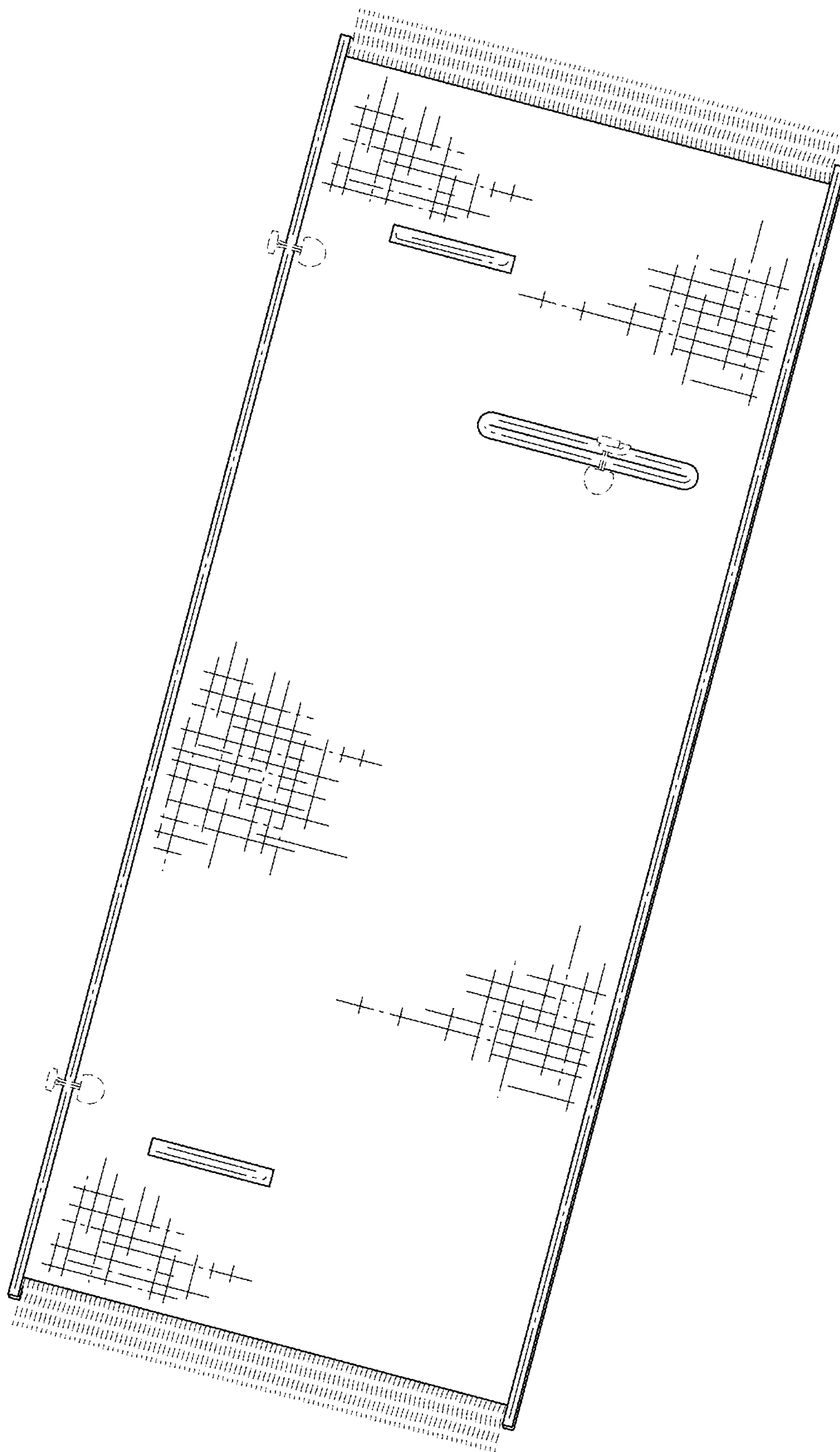


FIG.1

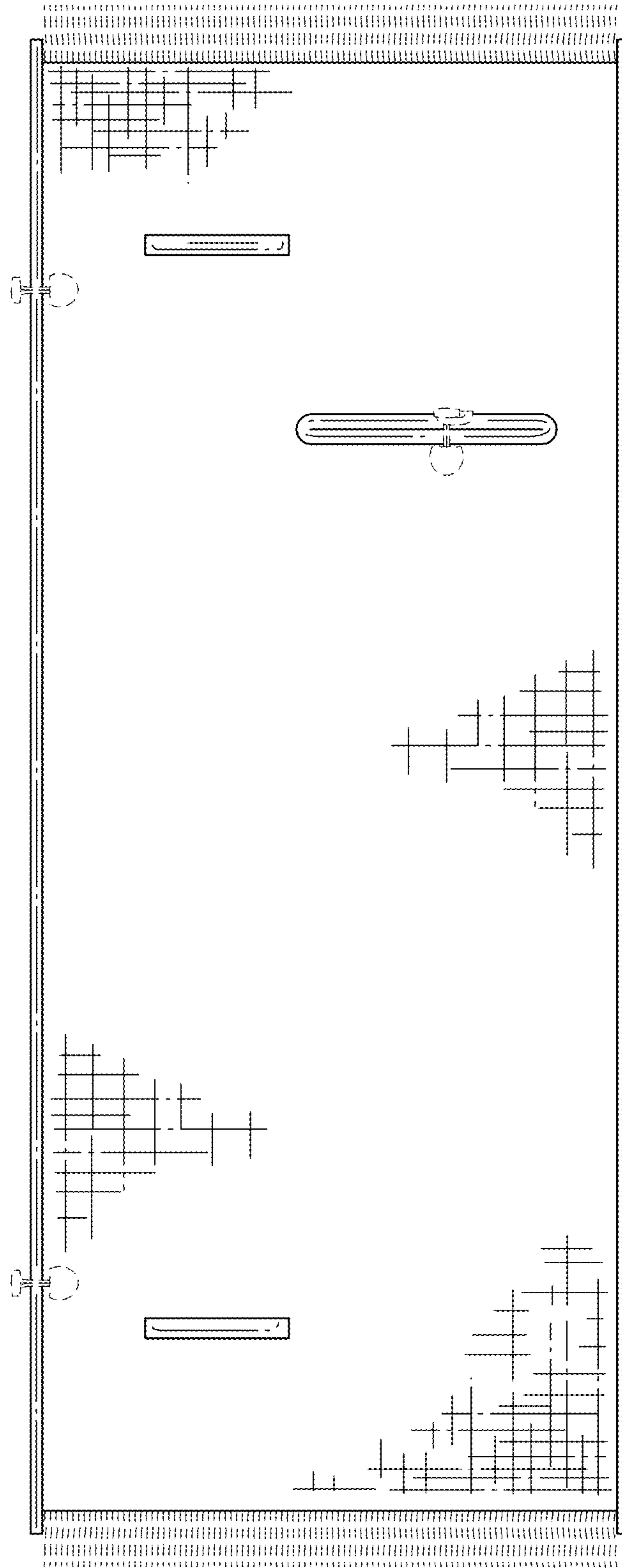


FIG.2

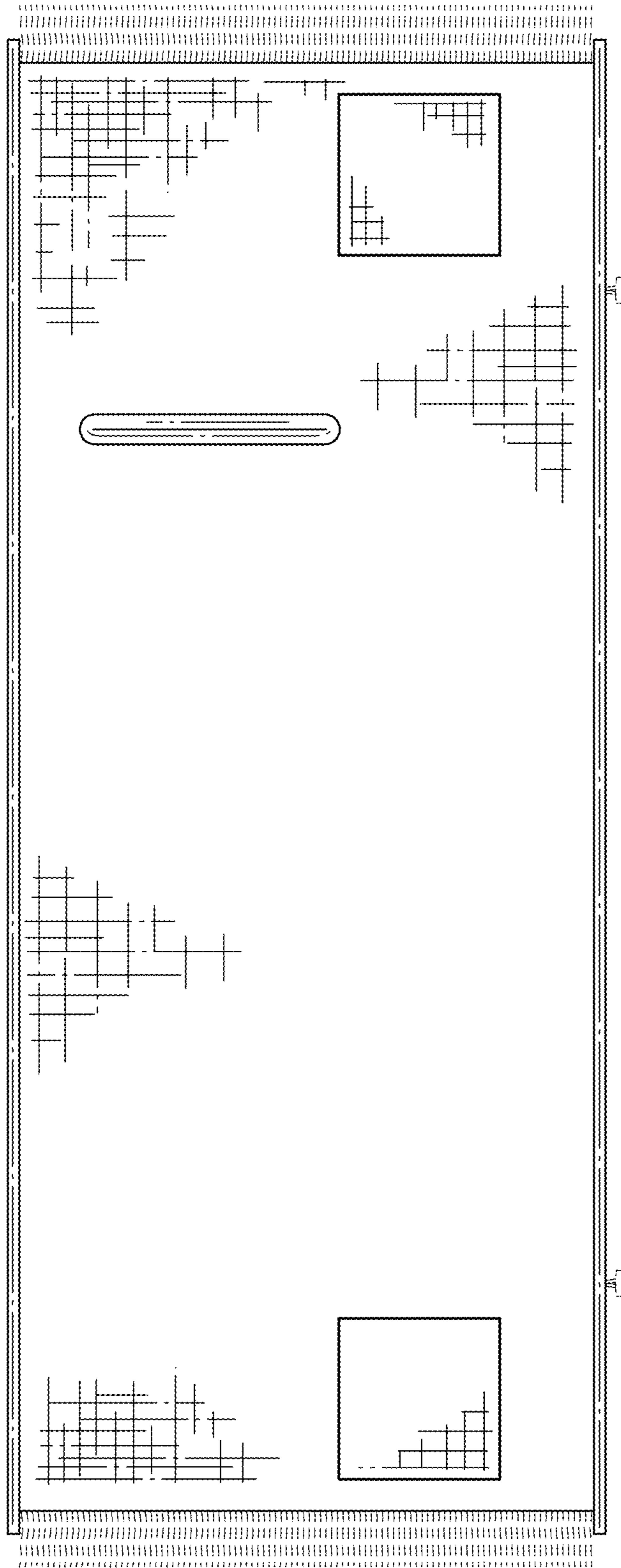


FIG.3

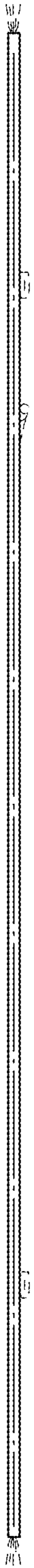


FIG.4



FIG.5




FIG. 6



FIG. 7

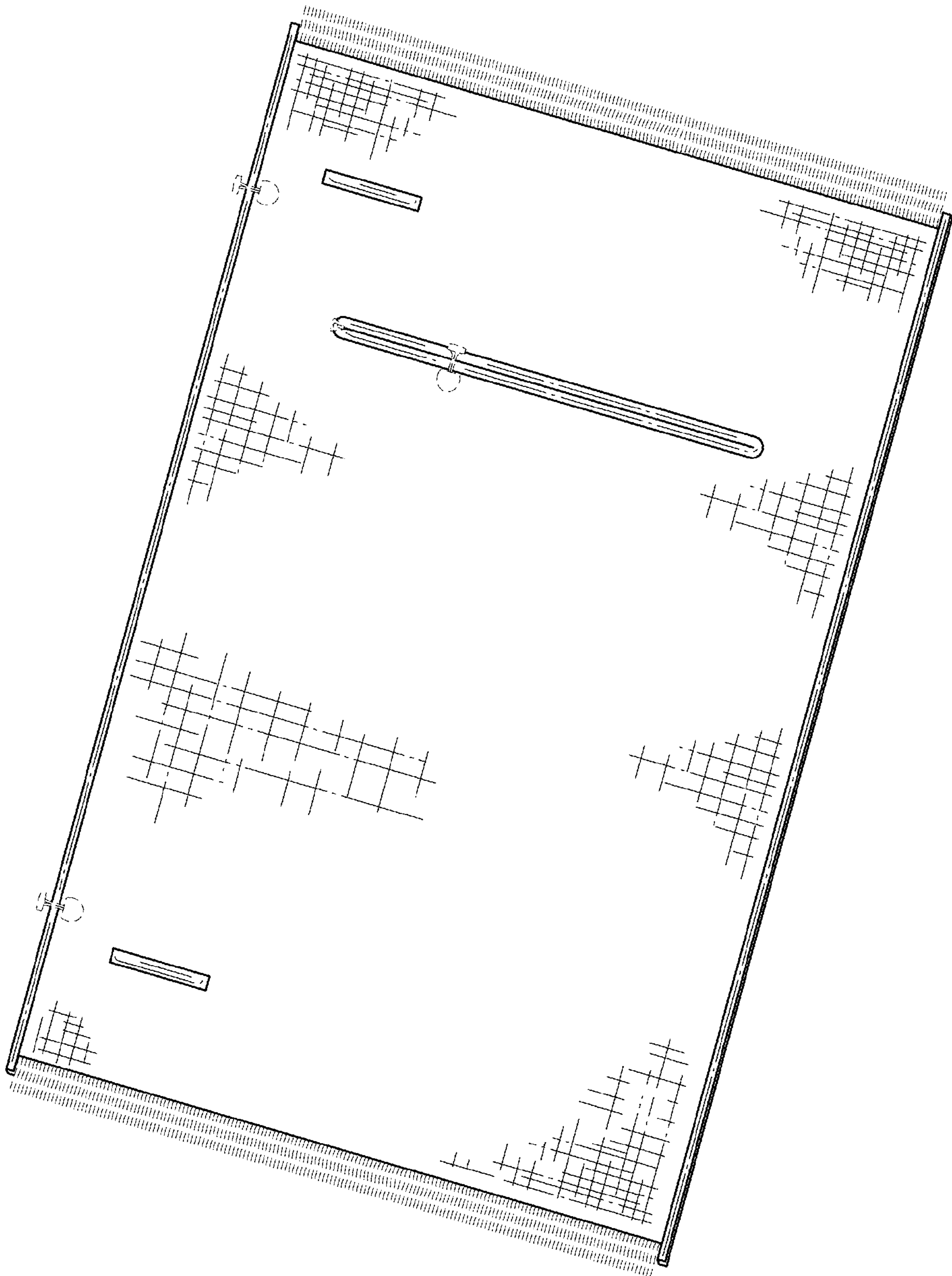


FIG.8



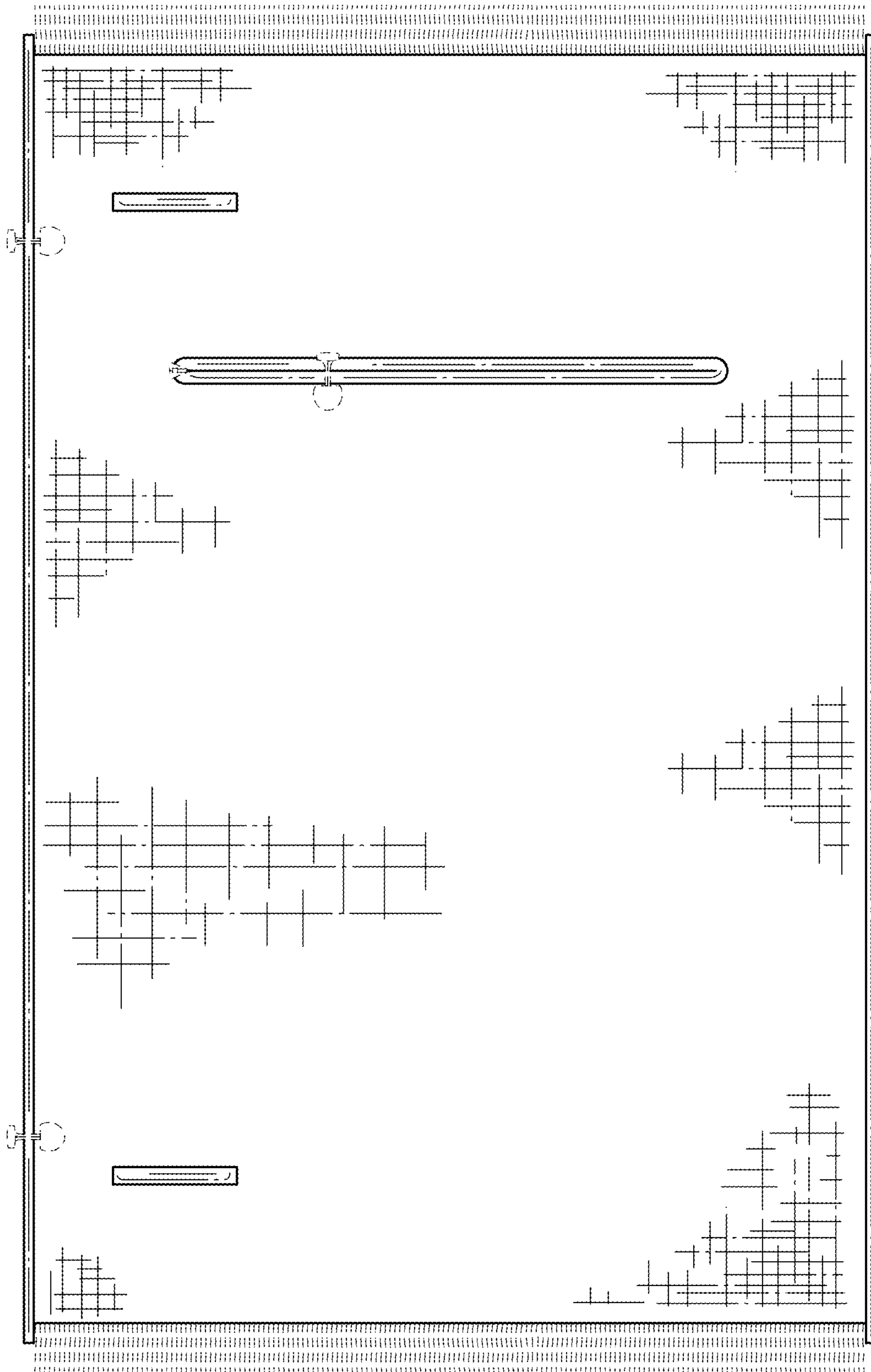


FIG. 9




FIG. 10

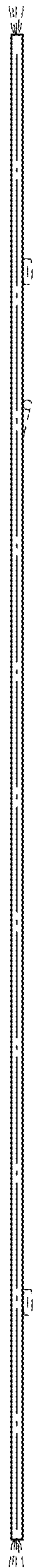


FIG. 11

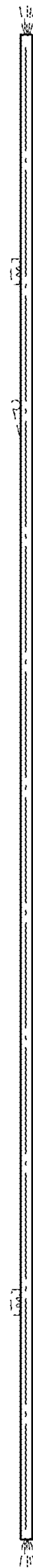


FIG. 12

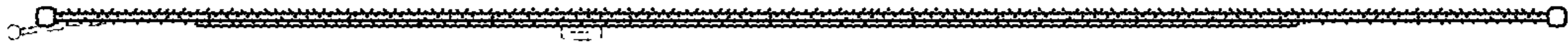


FIG.13

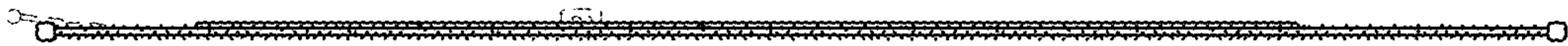


FIG.14