

US00D899149S

(12) **United States Design Patent** (10) **Patent No.:** **US D899,149 S**
Tan (45) **Date of Patent:** **** Oct. 20, 2020**

(54) **AIR SLEEPING MAT**
(71) Applicant: **Hangzhou Tan**, Meizhou (CN)
(72) Inventor: **Hangzhou Tan**, Meizhou (CN)
(**) Term: **15 Years**
(21) Appl. No.: **29/720,149**
(22) Filed: **Jan. 10, 2020**

D612,655 S * 3/2010 Holmstedt D6/604
D802,336 S * 11/2017 Shir D6/605
D830,736 S * 10/2018 Adumitresi D6/604
D838,081 S * 1/2019 Marks D1/128
D846,915 S * 4/2019 Huang D6/604
2011/0247142 A1* 10/2011 Pile A61G 7/05776
5/710
2016/0166077 A1* 6/2016 Liu A47C 27/10
5/710

(30) **Foreign Application Priority Data**

Jan. 8, 2020 (EM) 007488713

(51) **LOC (12) Cl.** **06-09**

(52) **U.S. Cl.**
USPC **D6/604**

(58) **Field of Classification Search**
USPC D6/333, 349, 355, 375, 388, 512, 563,
D6/564, 595, 596, 601, 604, 611, 707,
D6/715, 716, 716.1; D24/183–185, 234;
D21/803, 804, 805, 809
CPC A47G 9/10; A47G 9/1009; A47G 9/1027;
A47G 9/1045; A47G 9/1063; A47G
9/1072; A47G 9/1081

See application file for complete search history.

(56) **References Cited**

U.S. PATENT DOCUMENTS

D365,485 S * 12/1995 Rossman D6/596
D391,435 S * 3/1998 Song D6/601
D455,036 S * 4/2002 Ku
D463,703 S * 10/2002 Song D6/604
D475,566 S * 6/2003 Boso D6/604
D486,343 S * 2/2004 Feuer D6/596
D486,344 S * 2/2004 Ku
D487,372 S * 3/2004 Ku
D489,929 S * 5/2004 Sherk D6/604
D507,446 S * 7/2005 Yeh D6/604
D557,966 S * 12/2007 Gao D6/604

OTHER PUBLICATIONS

Sleepmat—Best Outdoor Sleeping Mattress. Bazoom Outdoor. Down-
loaded on Mar. 2, 2020. Found on the internet at: <https://www.bazoom.shop/products/hitorhike-inflatable-sleeping-pad-camping-mat-with-pillow-air-mattress-cushion-sleeping-bag-air-sofas-inflatable-sofafor-autumn?shopify-debug=true&show=PayPal>.*

* cited by examiner

Primary Examiner — Jennifer L Rempfer

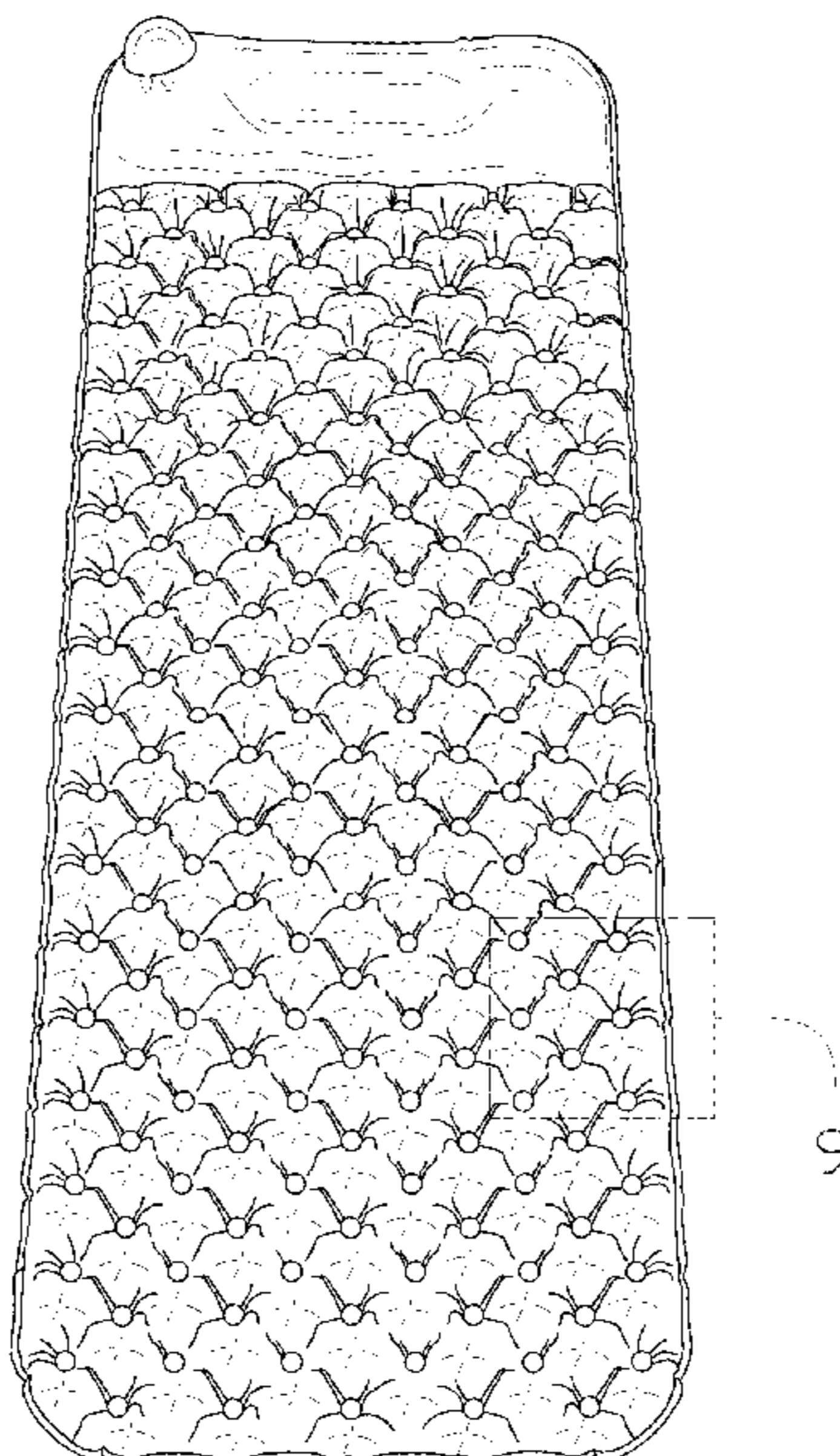
(57) **CLAIM**

The ornamental design for an air sleeping mat, as shown and described.

DESCRIPTION

FIG. 1 is a perspective view of an air sleeping mat showing my new design;
FIG. 2 is another perspective view thereof;
FIG. 3 is a front elevational view thereof;
FIG. 4 is a rear elevational view thereof;
FIG. 5 is a left side elevational view thereof;
FIG. 6 is a right side elevational view thereof;
FIG. 7 is a top plan view thereof;
FIG. 8 is a bottom plan view thereof; and,
FIG. 9 is an enlarged view of portion 9 shown in FIG. 1.
The broken lines in the drawings depict portions of the air sleeping mat that form no part of the claimed design.

1 Claim, 9 Drawing Sheets



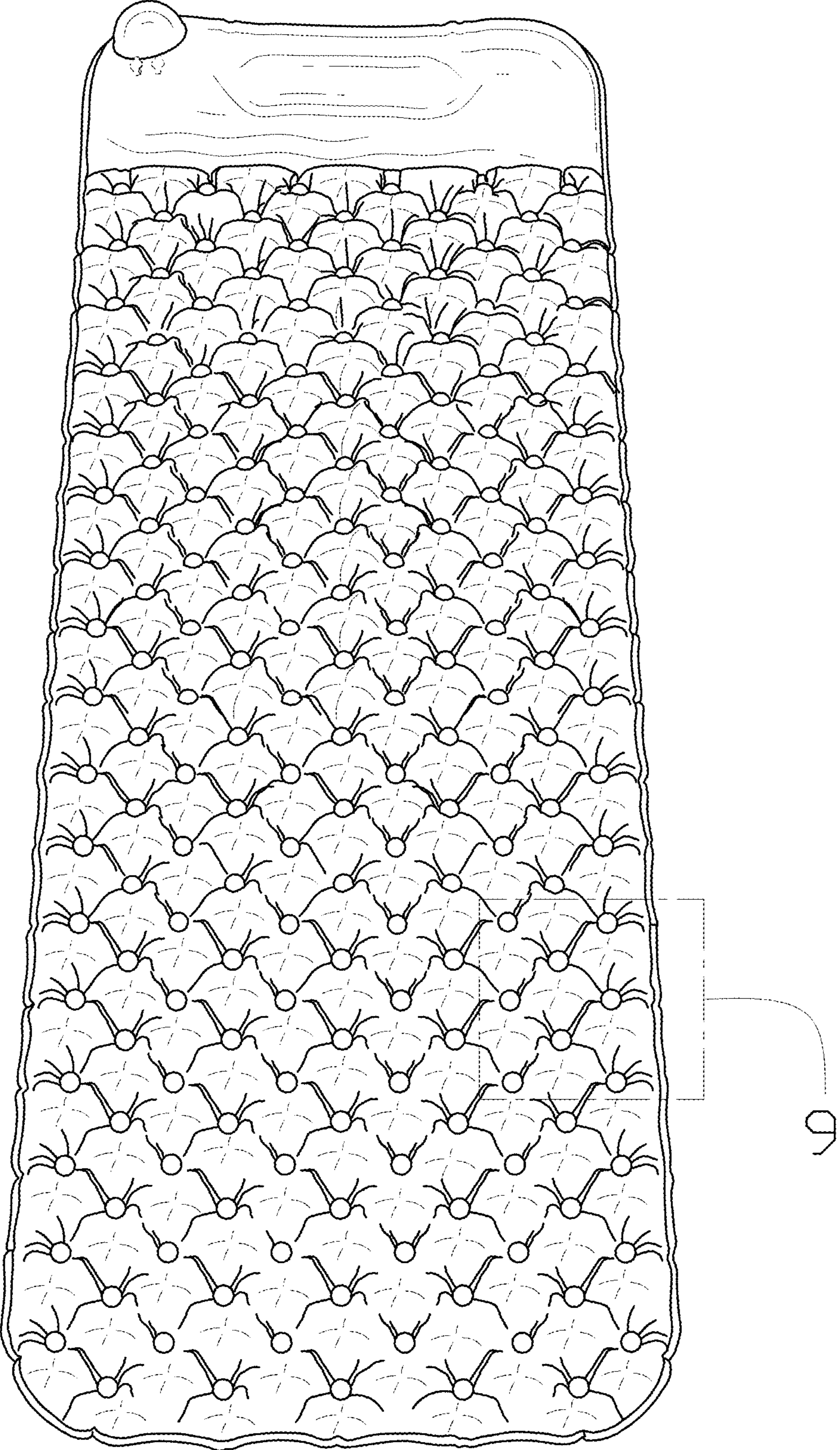


FIG. 1

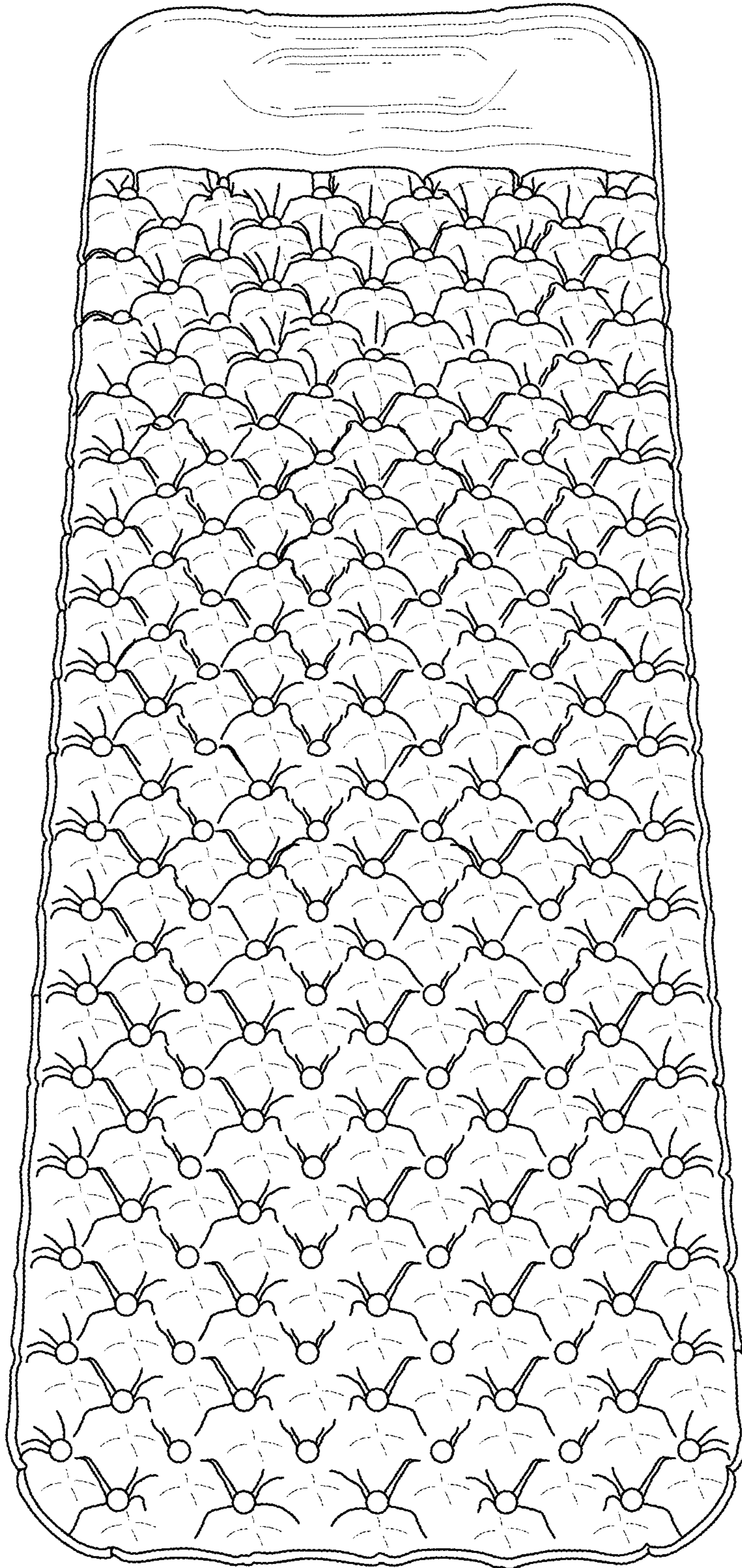


FIG. 2




FIG. 3




FIG. 4

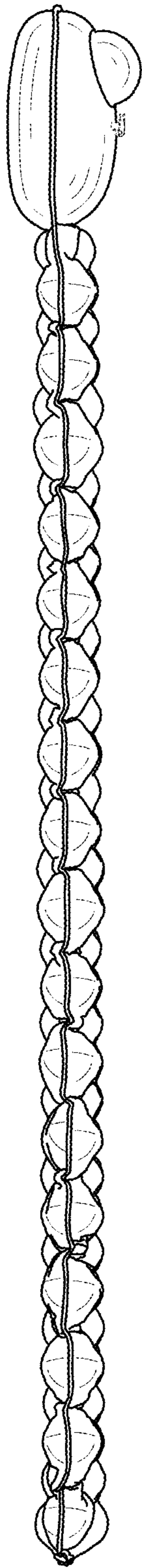


FIG. 5

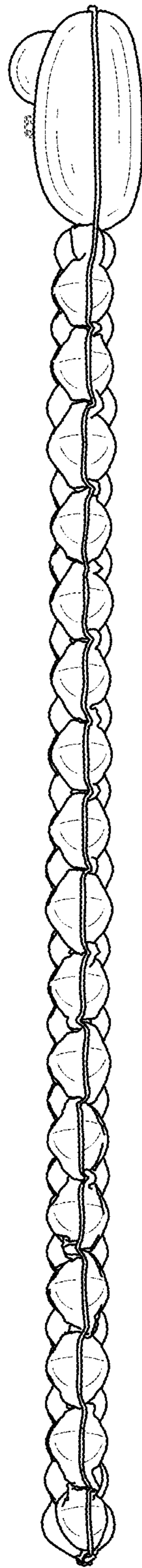


FIG. 6

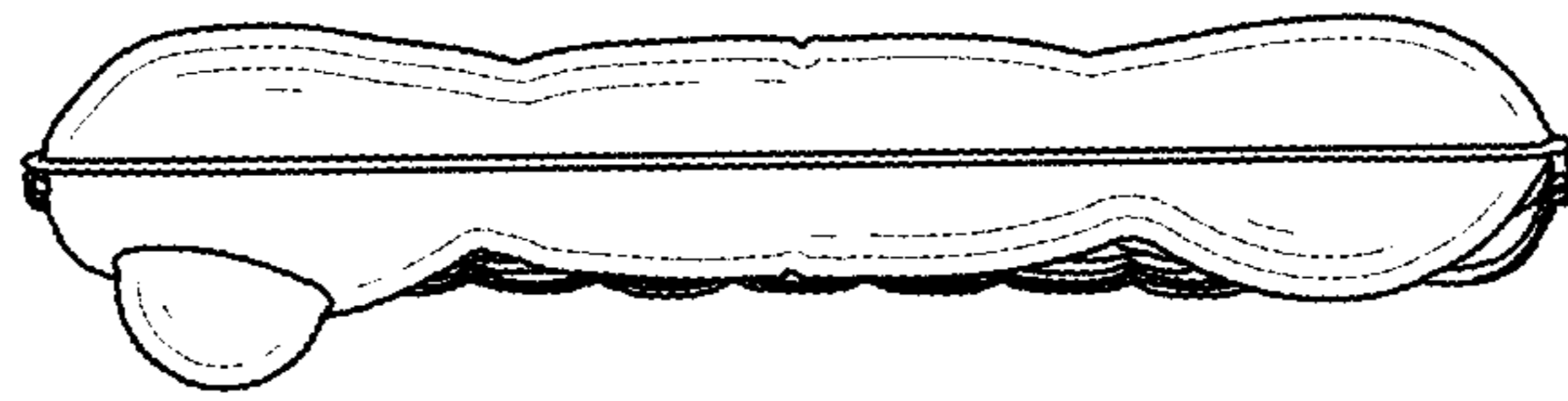


FIG. 7

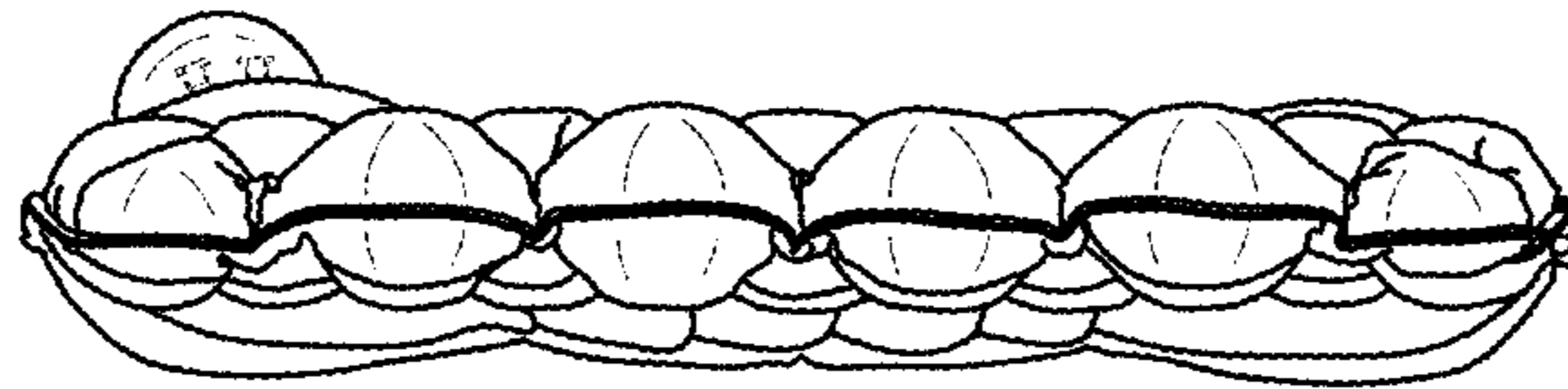


FIG. 8

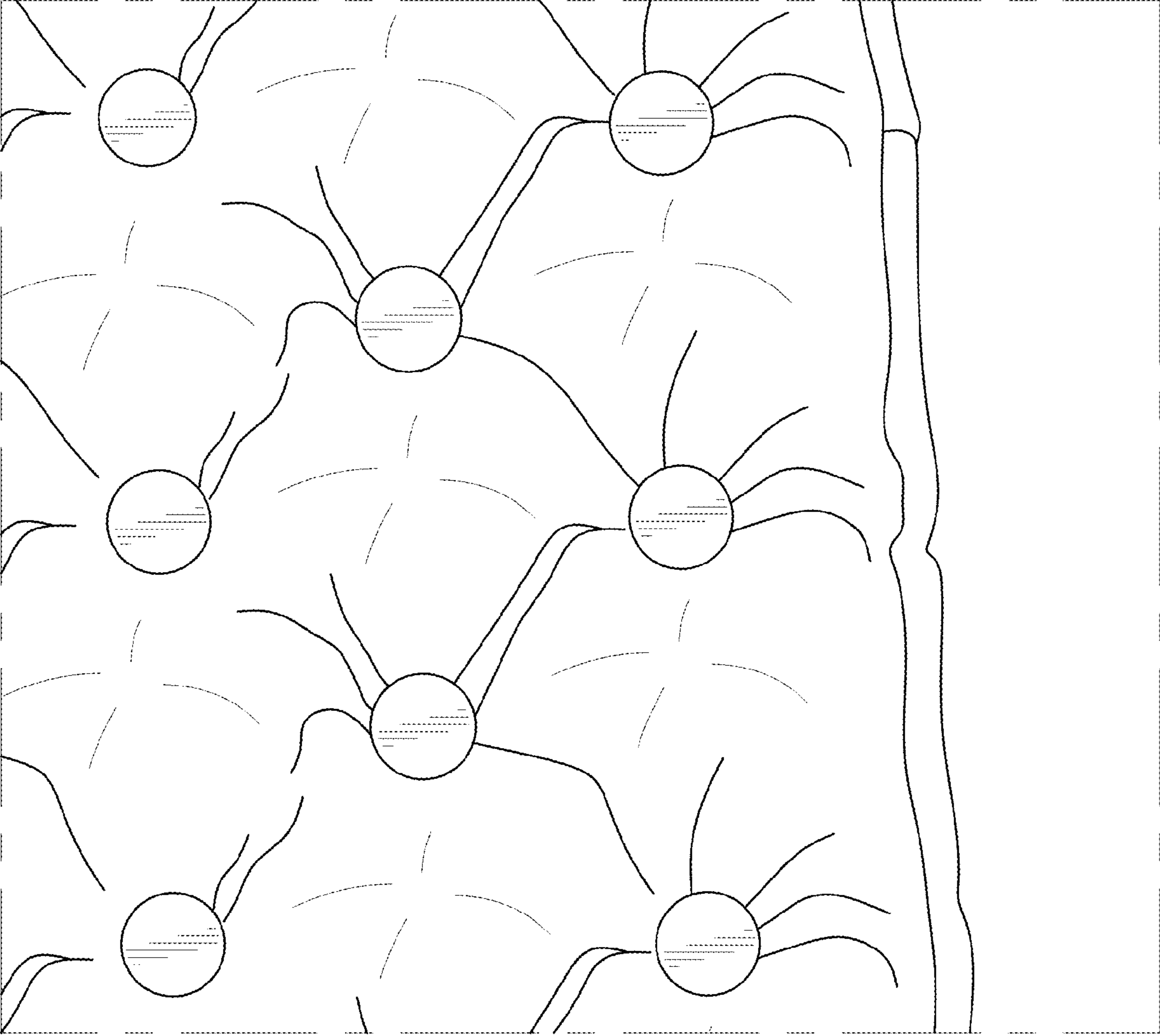


FIG. 9