



US00D899148S

(12) **United States Design Patent**  
**Liu**

(10) **Patent No.:** **US D899,148 S**

(45) **Date of Patent:** **\*\* Oct. 20, 2020**

(54) **INFLATABLE MATTRESS**

(71) Applicant: **Shiyun Liu**, Guangdong (CN)

(72) Inventor: **Shiyun Liu**, Guangdong (CN)

(\*\*) Term: **15 Years**

(21) Appl. No.: **29/656,813**

(22) Filed: **Jul. 17, 2018**

(51) **LOC (12) Cl.** ..... **06-09**

(52) **U.S. Cl.**  
USPC ..... **D6/604**

(58) **Field of Classification Search**  
USPC ..... D6/333, 349, 355, 375, 388, 512, 563,  
D6/564, 595, 596, 601, 604, 611, 707,  
D6/715, 716, 716.1; D24/183-185, 234;  
D21/803, 804, 805, 809; 5/401, 420,  
5/600, 630, 631, 632, 633, 635, 636, 638,  
5/639, 646, 652, 652.1, 655, 703, 730  
CPC ..... A47G 9/10; A47G 9/1009; A47G 9/1027;  
A47G 9/1045; A47G 9/1063; A47G  
9/1072; A47G 9/1081

See application file for complete search history.

(56) **References Cited**

**U.S. PATENT DOCUMENTS**

D365,485 S *	12/1995	Rossman	.....	D6/596
D391,435 S *	3/1998	Song	.....	D6/601
D391,436 S *	3/1998	Pekar	.....	D6/601
6,108,835 A *	8/2000	Hwang	.....	A47C 27/084 5/420
D444,550 S *	7/2001	Cobbs	.....	D23/304
D475,566 S *	6/2003	Boso	.....	D6/604
D484,728 S *	1/2004	Ku	.....	D6/596
D487,372 S *	3/2004	Ku	.....	D6/604

D507,446 S *	7/2005	Yeh	.....	D6/604
D524,086 S *	7/2006	Garrigues	.....	D6/596
7,426,766 B2 *	9/2008	Gammons	.....	A47C 27/082 156/289
D802,336 S *	11/2017	Shir	.....	D6/605
D830,736 S *	10/2018	Adumitresi	.....	D6/604
D846,915 S *	4/2019	Huang	.....	D6/604
D879,966 S *	3/2020	Ghodsi	.....	D24/184
D880,904 S *	4/2020	Hua	.....	D6/604
2016/0166077 A1 *	6/2016	Liu	.....	A47C 27/10 5/710

**FOREIGN PATENT DOCUMENTS**

CN	304390925	*	2/2017
CN	304299670	*	9/2017
CN	304955598	*	12/2018
EM	004558435-0001	*	1/2018
EM	006564654-0003	*	6/2019
EM	006950218-0001	*	10/2019

\* cited by examiner

*Primary Examiner* — Sanjeev Paul


(57) **CLAIM**

The ornamental design for an inflatable mattress, as shown.

**DESCRIPTION**

FIG. 1 is a front elevational view of an inflatable mattress showing my new design;  
FIG. 2 is a rear elevational view thereof;  
FIG. 3 is a left side view thereof;  
FIG. 4 is a right side view thereof;  
FIG. 5 is a top plan view thereof;  
FIG. 6 is a bottom plan view thereof;  
FIG. 7 is a perspective view thereof; and,  
FIG. 8 is another perspective view thereof.

**1 Claim, 8 Drawing Sheets**






FIG. 1




FIG. 2

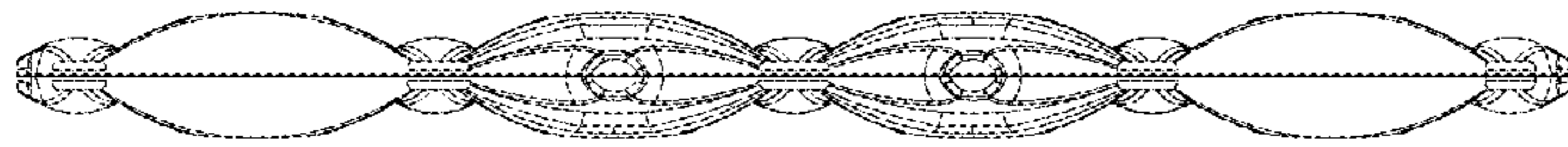


FIG. 3

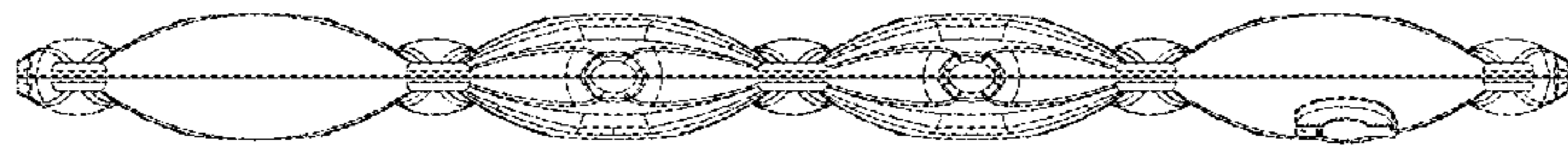


FIG. 4

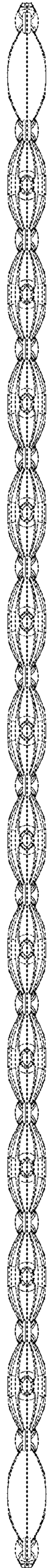


FIG. 5

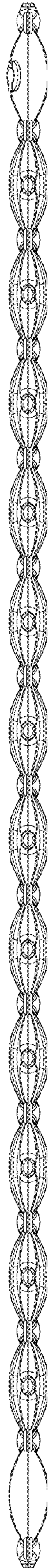


FIG. 6




FIG. 7






FIG. 8