



US00D899143S

(12) **United States Design Patent** (10) **Patent No.:** **US D899,143 S**
Luo (45) **Date of Patent:** **** Oct. 20, 2020**

(54) **BATH PILLOW**
(71) Applicant: **Yuzhong Luo**, Shenzhen (CN)
(72) Inventor: **Yuzhong Luo**, Shenzhen (CN)
(**) Term: **15 Years**
(21) Appl. No.: **29/733,156**
(22) Filed: **Apr. 30, 2020**
(51) **LOC (12) Cl.** **06-09**
(52) **U.S. Cl.**
USPC **D6/601**
(58) **Field of Classification Search**
USPC D6/333, 349, 355, 375, 388, 512, 563,
D6/564, 595, 596, 601, 603, 605, 608,
D6/604, 611; D24/183-185, 234;
D21/803, 804, 805, 809, 338, 339, 597,
D21/606, 608, 836; 5/401, 420, 600,
5/630, 631, 632, 633, 635, 636, 638, 639,
5/646, 652, 652.1, 655, 703, 730, 411,
5/705
CPC .. A47G 9/0238; A47G 9/0246; A47G 9/0261;
A47G 2009/0269; A47G 9/04; A47G
9/062; A47G 9/10; A47G 9/1018; A47G
9/1027; A47G 9/1063; A47G 9/1072;
A47G 9/1081; A47G 9/1054
See application file for complete search history.

4,405,129 A * 9/1983 Stuckey A63B 21/0085
482/112
D284,248 S * 6/1986 Challen D6/596
D284,724 S * 7/1986 Clark D6/596
D293,012 S * 12/1987 Storey D21/809
D298,716 S * 11/1988 Kaplan D6/601
4,968,279 A * 11/1990 Smith A63H 33/006
446/227

(Continued)

FOREIGN PATENT DOCUMENTS

CN 300882442 * 2/2009

OTHER PUBLICATIONS

CAVWVTYU Lux Bathtub Pillow, earliest review Mar. 19, 2020, [online], [site visited Jul. 19, 2020]. Available from Internet, <URL:https://www.amazon.com/Bathtub-Shoulder-Elasticity-Breathable-Non-slip/dp/B083NBRR13/ref=sr_1_3?dchild=1&keywords=CAVWVTYU&qid=1595199749&sr=8-3 (Year: 2020).*

Primary Examiner — Sanjeev Paul

(57) **CLAIM**

The ornamental design for a bath pillow, as shown and described.

DESCRIPTION

FIG. 1 is a perspective view of a bath pillow showing my new design;
FIG. 2 is another perspective view thereof;
FIG. 3 is a front elevational view thereof;
FIG. 4 is a rear elevational view thereof;
FIG. 5 is a left side elevational view thereof;
FIG. 6 is a right side elevational view thereof;
FIG. 7 is a top plan view thereof;
FIG. 8 is a bottom plan view thereof; and,
FIG. 9 is an enlarged view of portion 9 shown in FIG. 2. The dot-dashed broken lines in the drawings depict the boundary of the enlarged portion of FIG. 2 that shown in FIG. 9 form no part of the claimed design.

1 Claim, 9 Drawing Sheets

(56) **References Cited**

U.S. PATENT DOCUMENTS

1,953,798 A * 4/1934 De Grandcourt A47K 3/125
4/575.1
D106,986 S * 11/1937 Manson D6/604
D107,520 S * 12/1937 Johnson D6/604
D192,421 S * 3/1962 Bostrom D6/356
D195,020 S * 4/1963 Emery D6/599
D197,397 S * 1/1964 Emery D6/601
D204,444 S * 4/1966 Emery D6/604
3,488,684 A * 1/1970 Wrightson A47G 27/0225
112/420
D253,983 S * 1/1980 McRight D6/604



(56)

References Cited

U.S. PATENT DOCUMENTS

D343,980	S	*	2/1994	Torchia	D21/809
D377,880	S	*	2/1997	Oyama, Jr.	D6/596
D518,131	S	*	3/2006	Peterson	D21/770
D529,324	S	*	10/2006	Yates	D6/601
D537,287	S	*	2/2007	Lau	D6/604
D546,107	S	*	7/2007	Babcock	D6/601
D551,012	S	*	9/2007	Van Patten	D5/58
7,406,733	B2	*	8/2008	Coffield	A47C 7/029
						5/652.1
D592,001	S	*	5/2009	Smith	D6/601
D624,346	S	*	9/2010	Salzman	D6/604
D708,454	S	*	7/2014	Chen	D6/601
D731,816	S	*	6/2015	Edgemon	D6/601
D823,028	S	*	7/2018	Lin	D6/604
D852,904	S	*	7/2019	Yang	D21/662
D884,392	S	*	5/2020	Goh	D6/611
D884,810	S	*	5/2020	Barrett	D21/803
D885,085	S	*	5/2020	Dowd	D6/601
D886,494	S	*	6/2020	Liu	D6/601
2006/0272084	A1		12/2006	Bauman		
2016/0287026	A1		10/2016	Johnson		

* cited by examiner

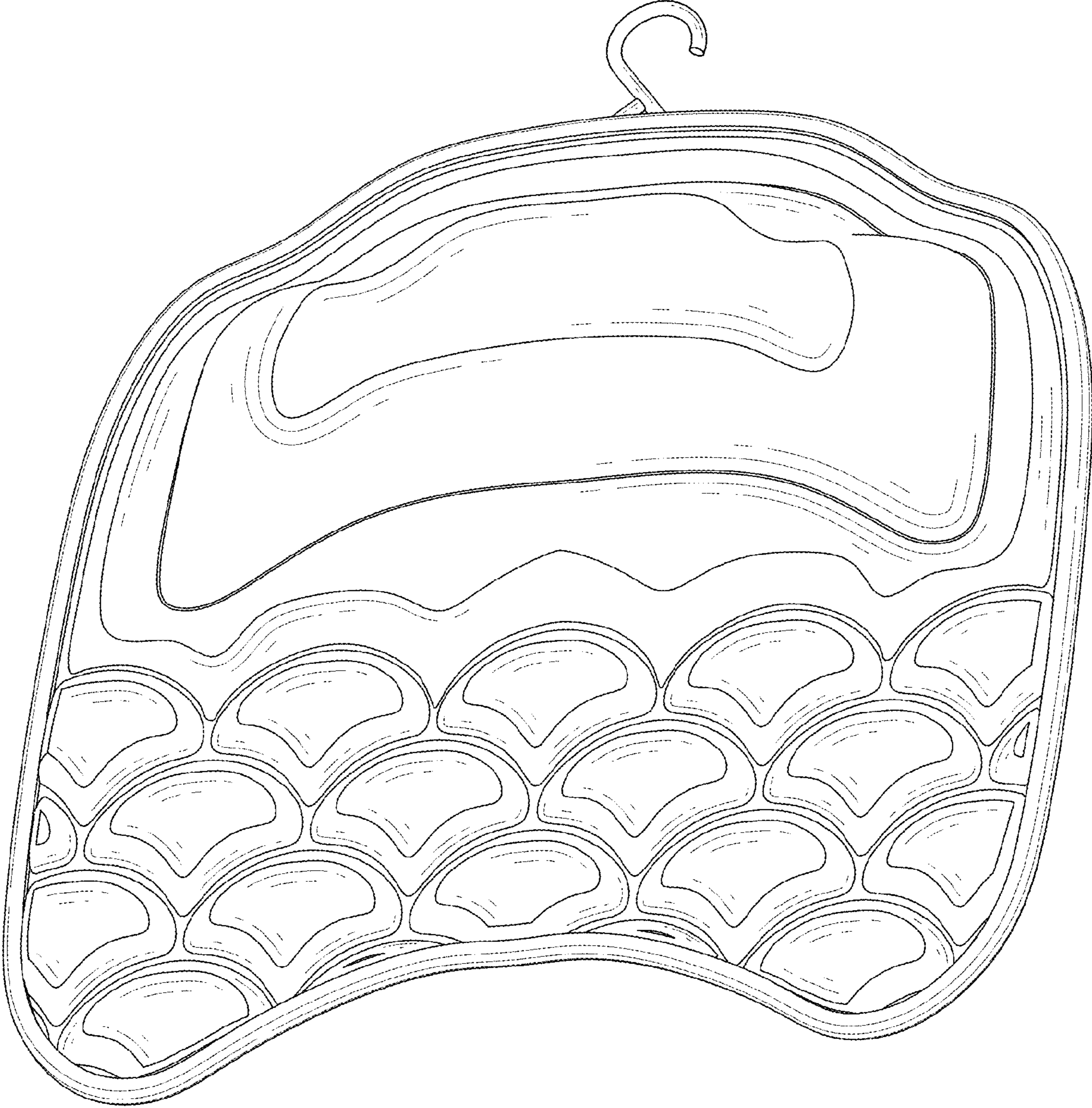


FIG. 1

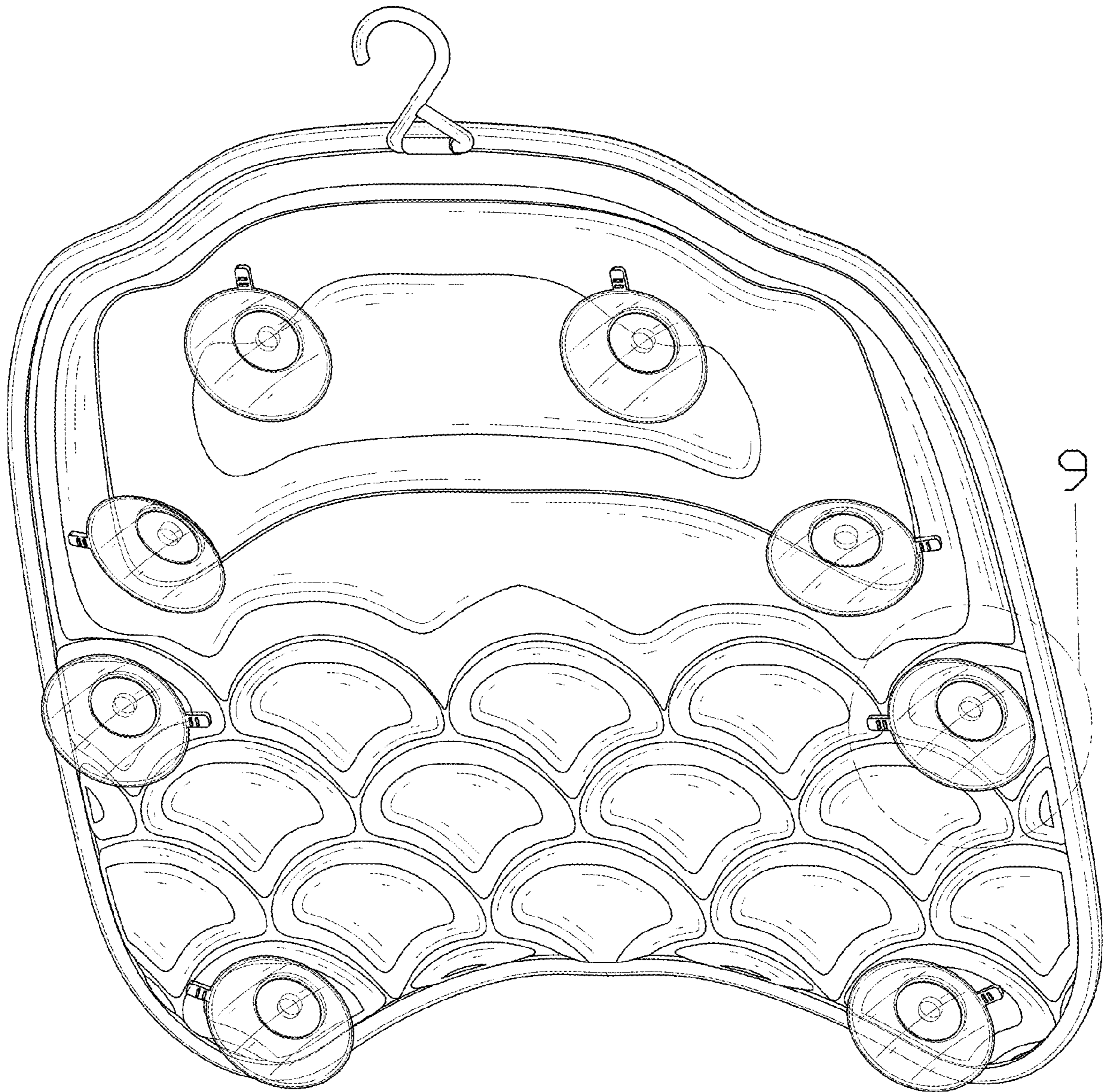


FIG. 2

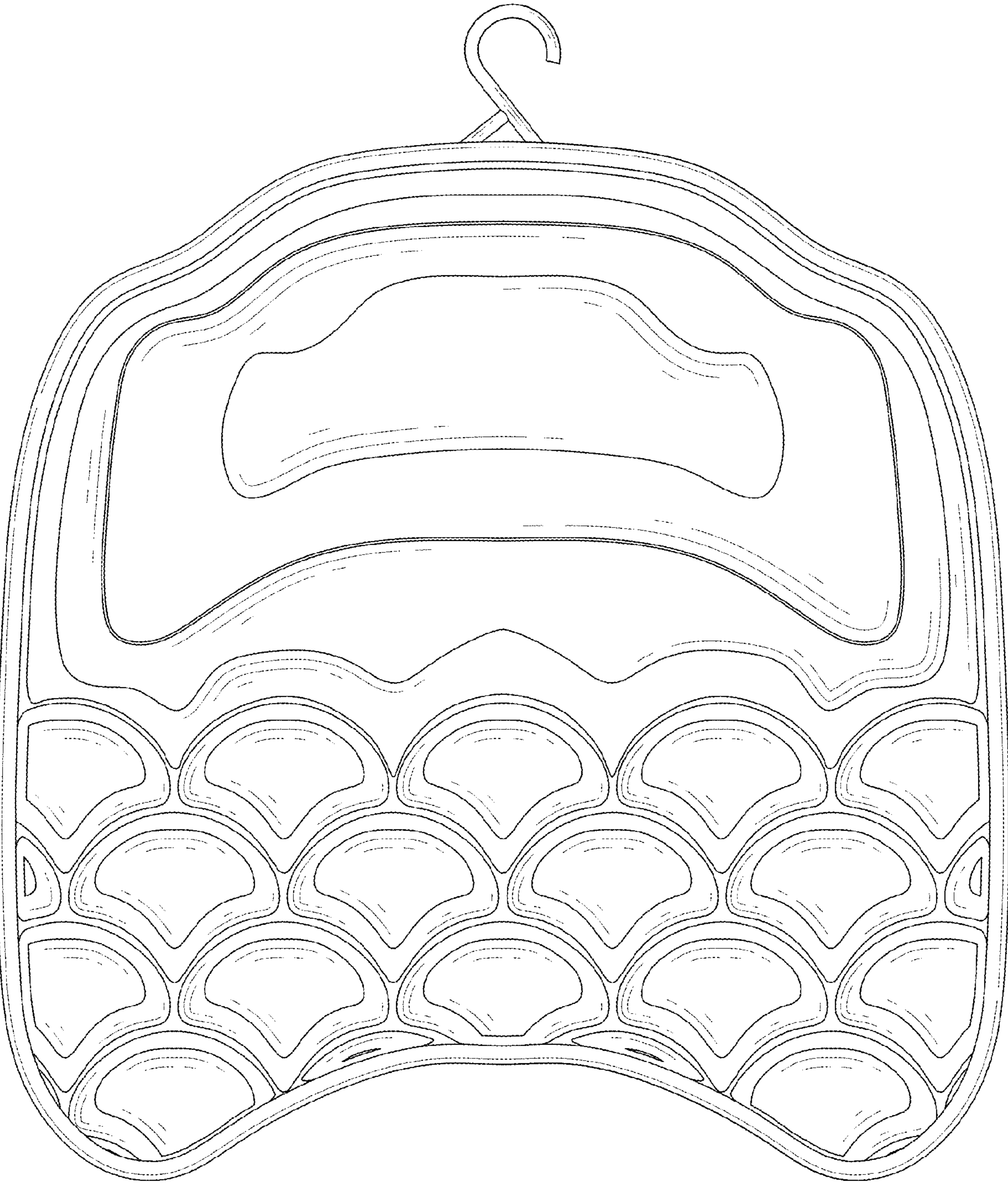


FIG. 3




FIG. 4

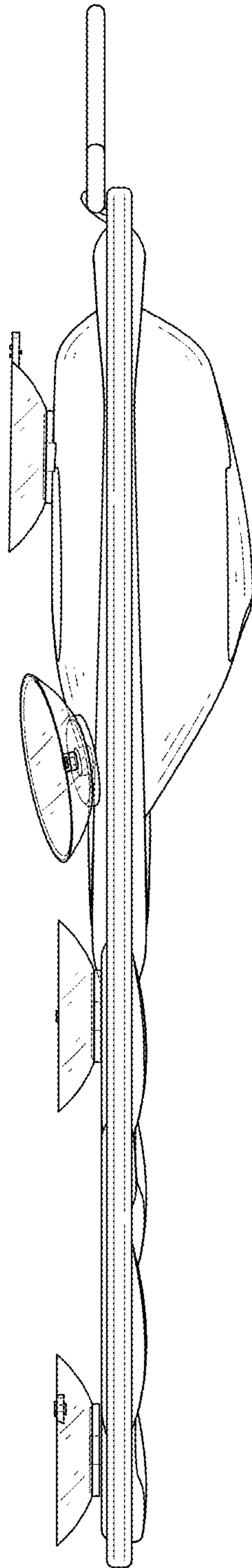


FIG. 5

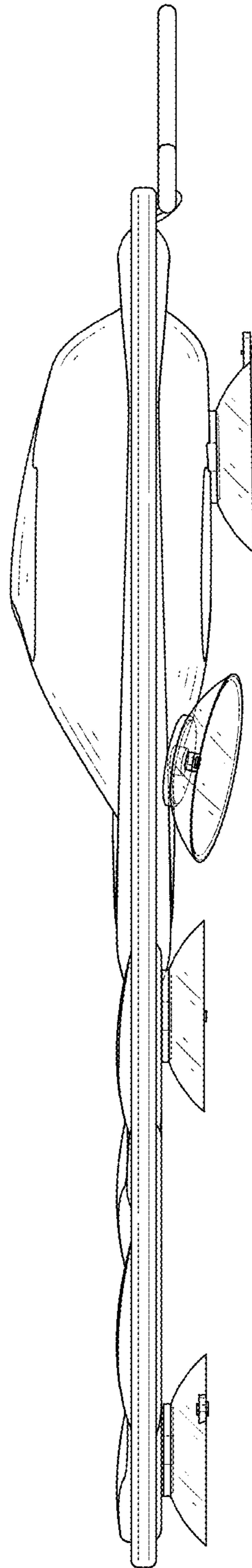


FIG. 6

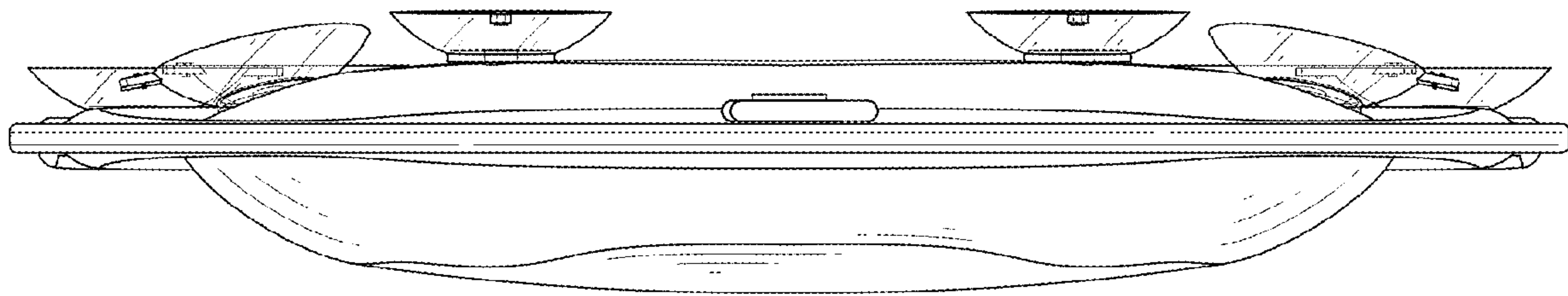


FIG. 7

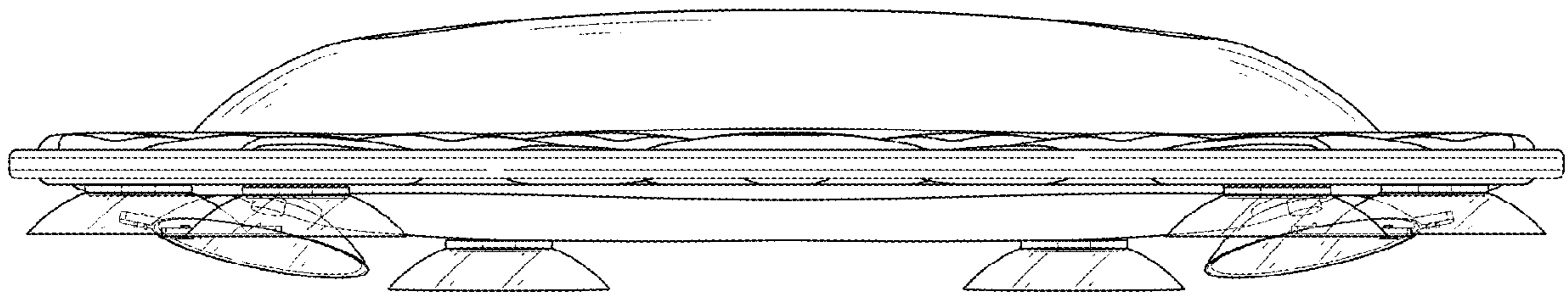


FIG. 8

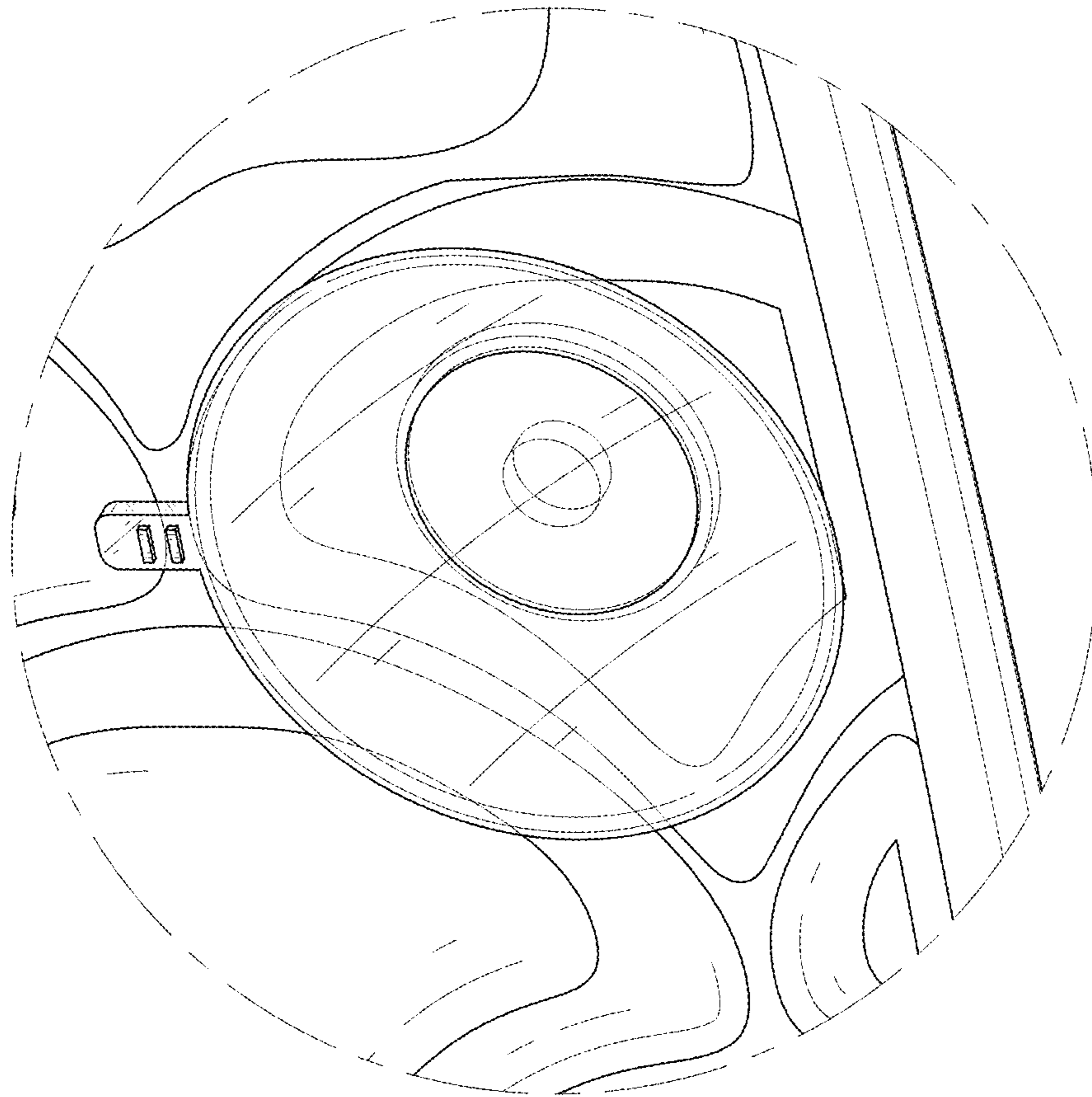


FIG. 9