



US00D899102S

(12) **United States Design Patent**
Burgess et al.

(10) **Patent No.:** **US D899,102 S**
(45) **Date of Patent:** **** Oct. 20, 2020**

- (54) **NONWOVEN FABRIC**
- (71) Applicant: **Berry Global, Inc.**, Evansville, IN (US)
- (72) Inventors: **Steven Brian Burgess**, Statesville, NC (US); **Andrew Delaney**, Allentown, NJ (US)
- (73) Assignee: **Berry Global, Inc.**, Evansville, IN (US)
- (**) Term: **15 Years**
- (21) Appl. No.: **29/689,025**
- (22) Filed: **Apr. 26, 2019**
- (51) **LOC (12) Cl.** **05-05**
- (52) **U.S. Cl.**
USPC **D5/58; D5/99**
- (58) **Field of Classification Search**
USPC D5/4, 7, 11, 18, 21, 26, 30, 40, 41, 43, D5/47, 48, 52, 53, 55, 56, 57, 58, 59, 60, D5/61, 62, 63, 64, 65, 99; D6/582, 588, D6/589, 597, 619, 602, 612, 616, 617, D6/622; D19/1; D25/138; D32/57
CPC .. A61F 2002/30144; A61F 2002/30143; A61F 2013/53916; A61F 2013/530562; A61F 2013/00153; A61F 2013/0068; B44F 3/00; B44F 7/00; D21F 1/0027; D21H 27/02; F41H 3/02
See application file for complete search history.

(56) **References Cited**

U.S. PATENT DOCUMENTS

- 348,782 A * 9/1886 Sawyer E04F 15/10 52/177
- D20,107 S * 8/1890 Carr D6/583
- D93,947 S * 11/1934 Scholle D5/59
- D105,463 S * 7/1937 Turpan D21F 1/0027 D5/47
- D105,466 S * 7/1937 Turpan D5/47

- 2,325,903 A * 8/1943 Blair B29C 44/022 264/45.5
- D157,709 S * 3/1950 Smith D25/141
- 2,546,394 A * 3/1951 Harmon A47G 27/0231 428/169
- 2,613,696 A * 10/1952 MacIntyre D03D 23/00 139/418
- D212,044 S * 8/1968 Woodman D25/144
- D217,209 S * 4/1970 Rost D5/47
- 4,610,743 A * 9/1986 Salmeen B31F 1/07 156/183
- D301,088 S * 5/1989 Kawaguchi D03D 23/00 D5/53
- D372,589 S * 8/1996 Burgess D5/53
- 6,340,513 B1 * 1/2002 Hammond B32B 27/12 15/215
- D464,806 S * 10/2002 Carter B29C 44/022 D5/47

(Continued)

Primary Examiner — Karen S Acker

(74) *Attorney, Agent, or Firm* — Burr & Forman LLP

(57) **CLAIM**

The ornamental design for a nonwoven fabric, as shown and described.

DESCRIPTION

FIG. 1 is a front perspective view of a nonwoven fabric, embodying the new design;
 FIG. 2 is plan front view of the nonwoven fabric of FIG. 1;
 FIG. 3 is a right-side view of the nonwoven fabric of FIG. 1;
 FIG. 4 is a left-side view of the nonwoven fabric of FIG. 1;
 FIG. 5 is a top-side view of the nonwoven fabric of FIG. 1; and,
 FIG. 6 is a bottom-side view of the nonwoven fabric of FIG. 1.
 The broken lines surrounding the figures depict the boundaries of the claim and form no part thereof.

1 Claim, 4 Drawing Sheets



(56)

References Cited

U.S. PATENT DOCUMENTS

D501,553 S * 2/2005 Kelly E04F 15/10
D24/125
D625,017 S * 10/2010 Iwahashi D24/189
D630,860 S * 1/2011 Sichel D04H 1/495
D5/53
D792,714 S * 7/2017 Delaney D5/58
2004/0029479 A1 * 2/2004 Snider D04H 1/495
442/387
2008/0081529 A1 * 4/2008 Gehring, Jr. D04B 21/12
442/308
2011/0272112 A1 * 11/2011 Aberg D21F 1/0027
162/289
2015/0038929 A1 * 2/2015 Van Malderen A61F 13/539
604/370
2018/0008488 A1 * 1/2018 Sheldon A61F 13/534
2018/0064584 A1 * 3/2018 Van De Maele B32B 7/02

* cited by examiner



FIG. 1




FIG. 2



FIG. 3



FIG. 4

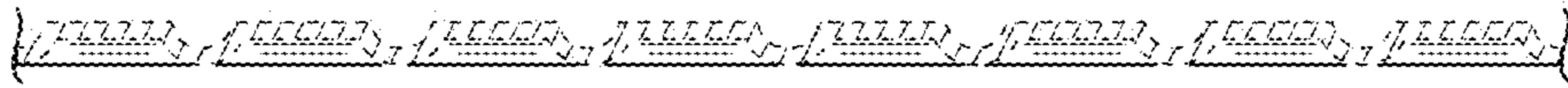


FIG. 5

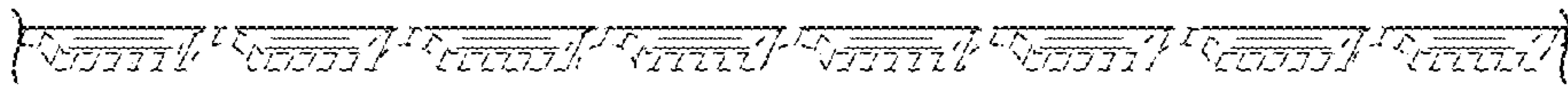


FIG. 6