



US00D899092S

(12) **United States Design Patent**
Hillebrecht et al.

(10) **Patent No.:** **US D899,092 S**

(45) **Date of Patent:** **** Oct. 20, 2020**

(54) **HAIR DRYER**

(71) Applicants: **Luke Hillebrecht**, El Paso, TX (US);
Mathieu Zastawny, Jersey City, NJ (US);
Aakriti Chandra, Jersey City, NJ (US);
Lourdes Lopez Valle, Mahopac, NY (US);
Adriana Payan Apodaca, El Paso, TX (US)

(72) Inventors: **Luke Hillebrecht**, El Paso, TX (US);
Mathieu Zastawny, Jersey City, NJ (US);
Aakriti Chandra, Jersey City, NJ (US);
Lourdes Lopez Valle, Mahopac, NY (US);
Adriana Payan Apodaca, El Paso, TX (US)

(73) Assignee: **Helen of Troy Limited**, St. Michael (BB)

(**) Term: **15 Years**

(21) Appl. No.: **29/646,916**

(22) Filed: **May 8, 2018**

(51) **LOC (12) Cl.** **28-03**

(52) **U.S. Cl.**
USPC **D4/100; D28/13**

(58) **Field of Classification Search**
USPC D4/100, 116, 117, 20, 121, 130, 136,
D4/199; D28/15, 24, 25, 35, 13;
D30/158; 132/120
CPC A45D 2/001; A45D 2/002; A45D 7/02;
A45D 20/48; A45D 20/50; A45D 20/52;
A45D 24/16; A45D 24/007; A45D 20/10;
A46B 9/023; A46B 15/003; A46B
15/0059

See application file for complete search history.

(56) **References Cited**

U.S. PATENT DOCUMENTS

1,394,636 A * 10/1921 Murray A46B 13/02
15/23
1,926,223 A * 9/1933 Albera A46B 13/02
15/230

D214,260 S * 5/1969 Yonkers D4/114
D226,462 S * 3/1973 Gibbs D4/114
4,039,774 A * 8/1977 Kata A45D 20/10
392/384
D247,683 S * 4/1978 Rakocy D28/13

(Continued)

FOREIGN PATENT DOCUMENTS

CA 163690 * 8/2015
CN 304120033 * 4/2017
CN 305633933 * 3/2020

OTHER PUBLICATIONS

Revlon One Step Paddle Hair Dryer & Styler [on-line]. [Published on the Internet Sep. 22, 2015.] [Retrieved from the Internet Mar. 16, 2020.] URL: <http://www.beautyalchemist.com/2015/09/revlon-one-step-paddle-hair-dryer-styler.html> (Year: 2015).*

Primary Examiner — Karen E Eldridge Powers

(74) *Attorney, Agent, or Firm* — Rankin, Hill & Clark LLP


(57) **CLAIM**

The ornamental design for a hair dryer, as shown and described.

DESCRIPTION

FIG. 1 is a perspective view of a hair dryer, showing the new, original and ornamental design;
FIG. 2 is a top plan view thereof;
FIG. 3 is a bottom plan view thereof;
FIG. 4 is a right side elevation view thereof (the unshown left side elevation view being a mirror image thereof);
FIG. 5 is a front elevation view thereof; and,
FIG. 6 is a rear elevation view thereof.
The broken lines in the drawings illustrate features of the hair dryer that form no part of the claimed design.

1 Claim, 6 Drawing Sheets



(56)

References Cited

U.S. PATENT DOCUMENTS

4,382,174 A * 5/1983 Barns A45D 20/10
338/237
D276,660 S * 12/1984 Glicksman D28/13
D280,558 S * 9/1985 Lazar D28/13
D417,551 S * 12/1999 Pinchuk D30/158
D440,354 S * 4/2001 Kwong D28/18
D476,160 S * 6/2003 Choi D4/121
7,100,537 B1 * 9/2006 Suen A01K 13/002
119/612
D579,151 S * 10/2008 Leung D28/13
D590,157 S * 4/2009 Martin D4/136
D601,807 S * 10/2009 Choi D4/114
D775,840 S * 1/2017 Zastawny D4/138
D865,285 S * 10/2019 Liao D28/13

* cited by examiner

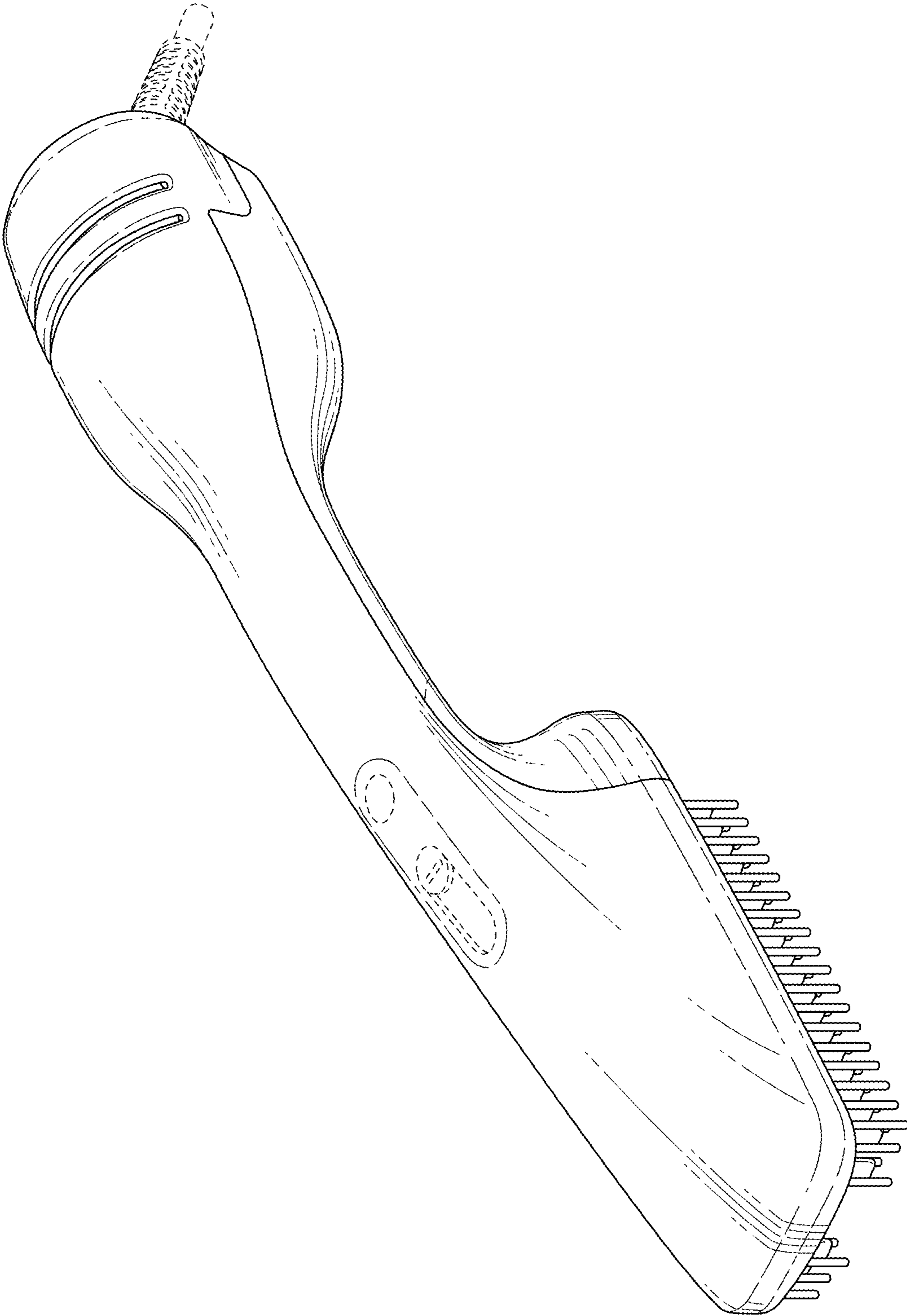


FIG. 1

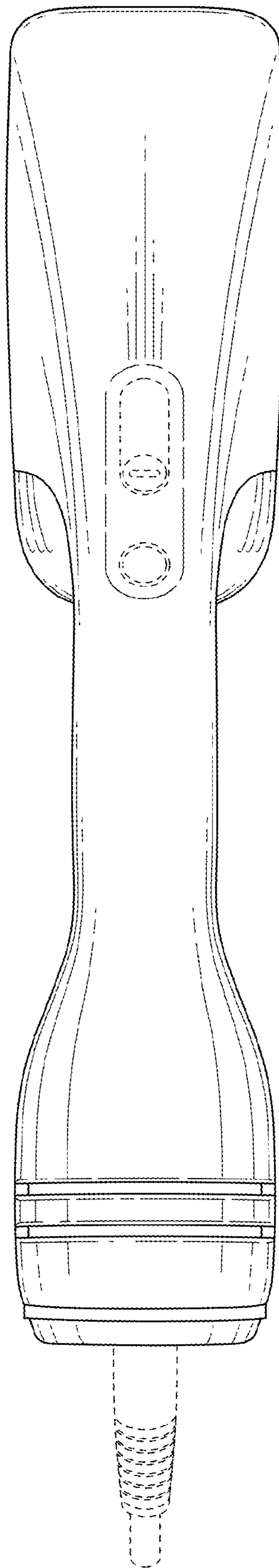


FIG. 2

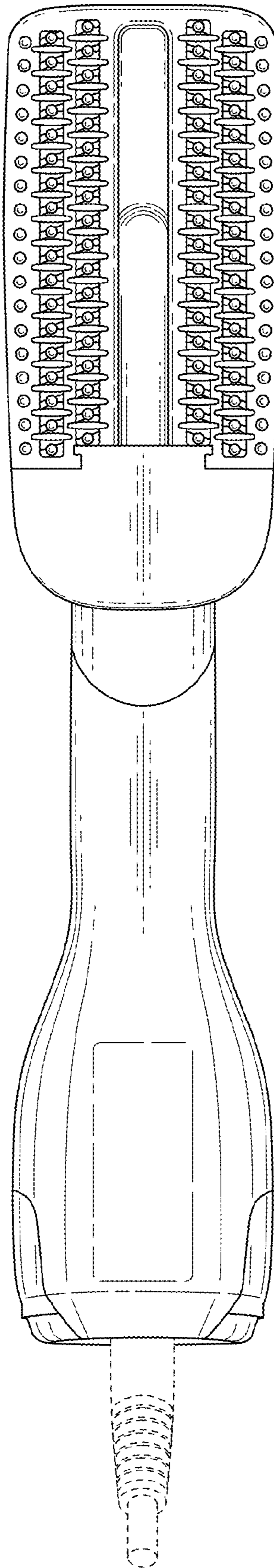


FIG. 3

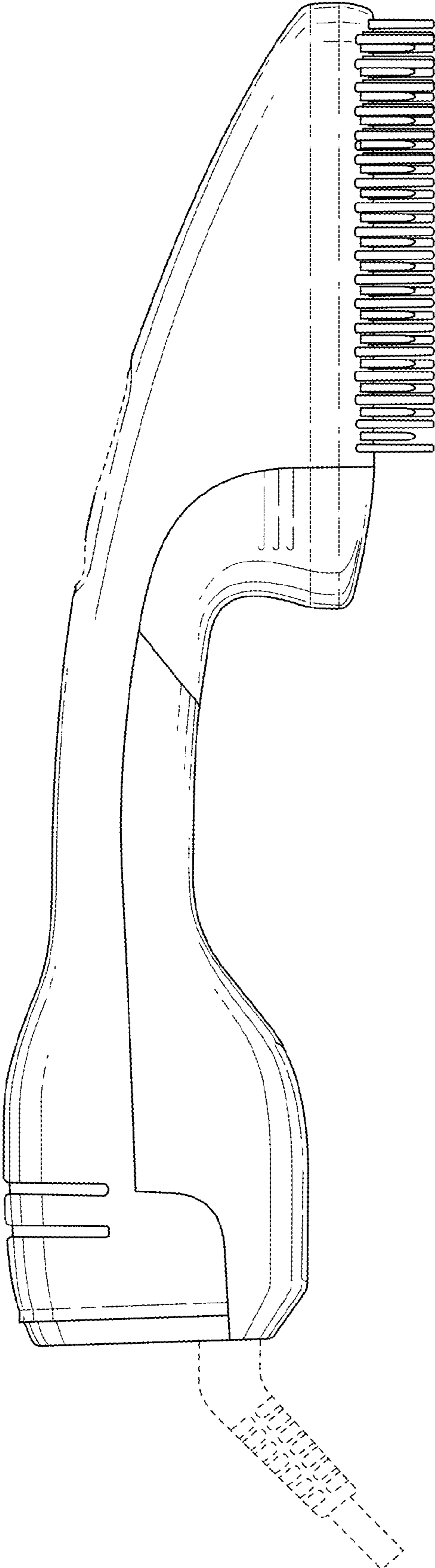


FIG. 4

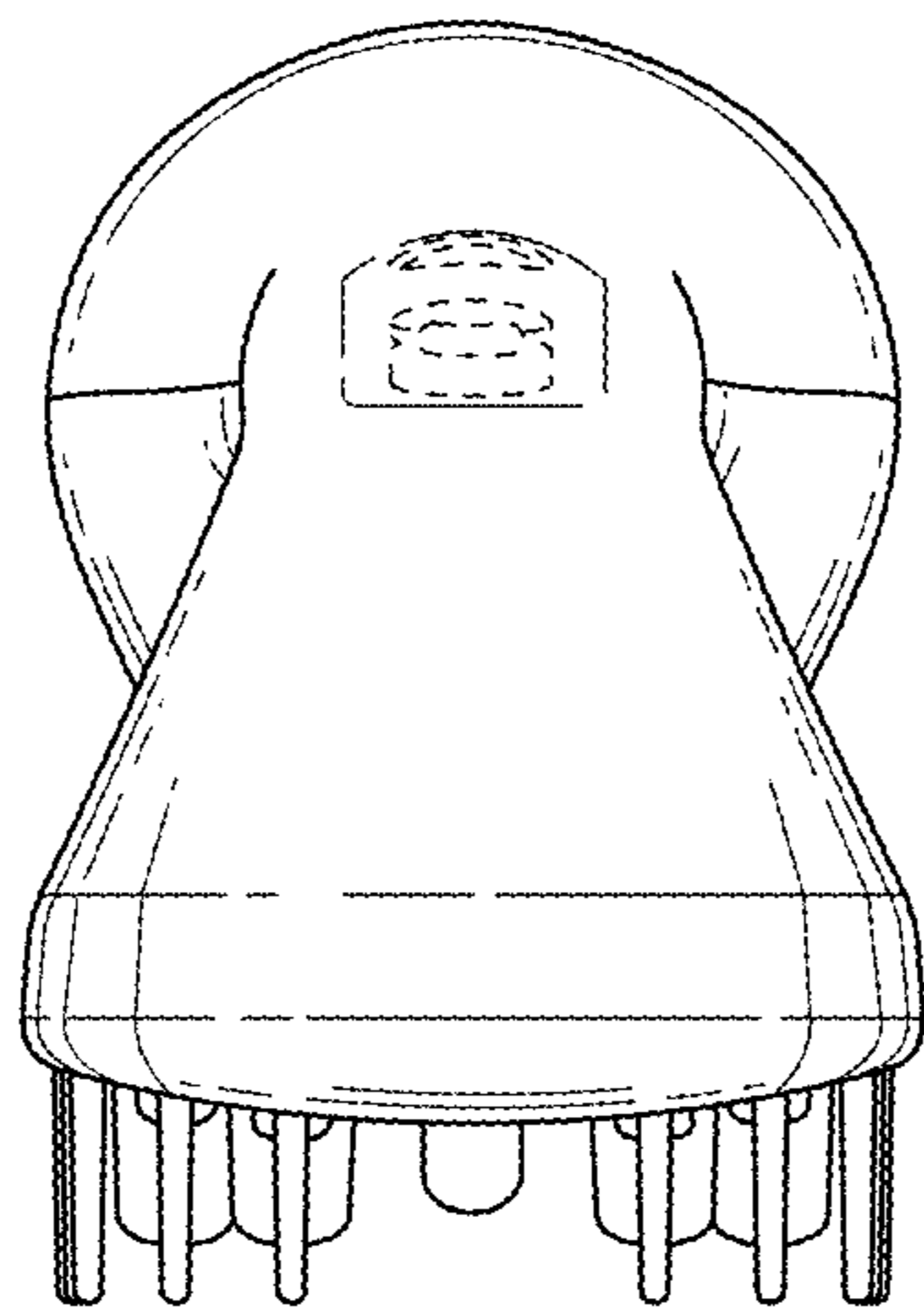


FIG. 5

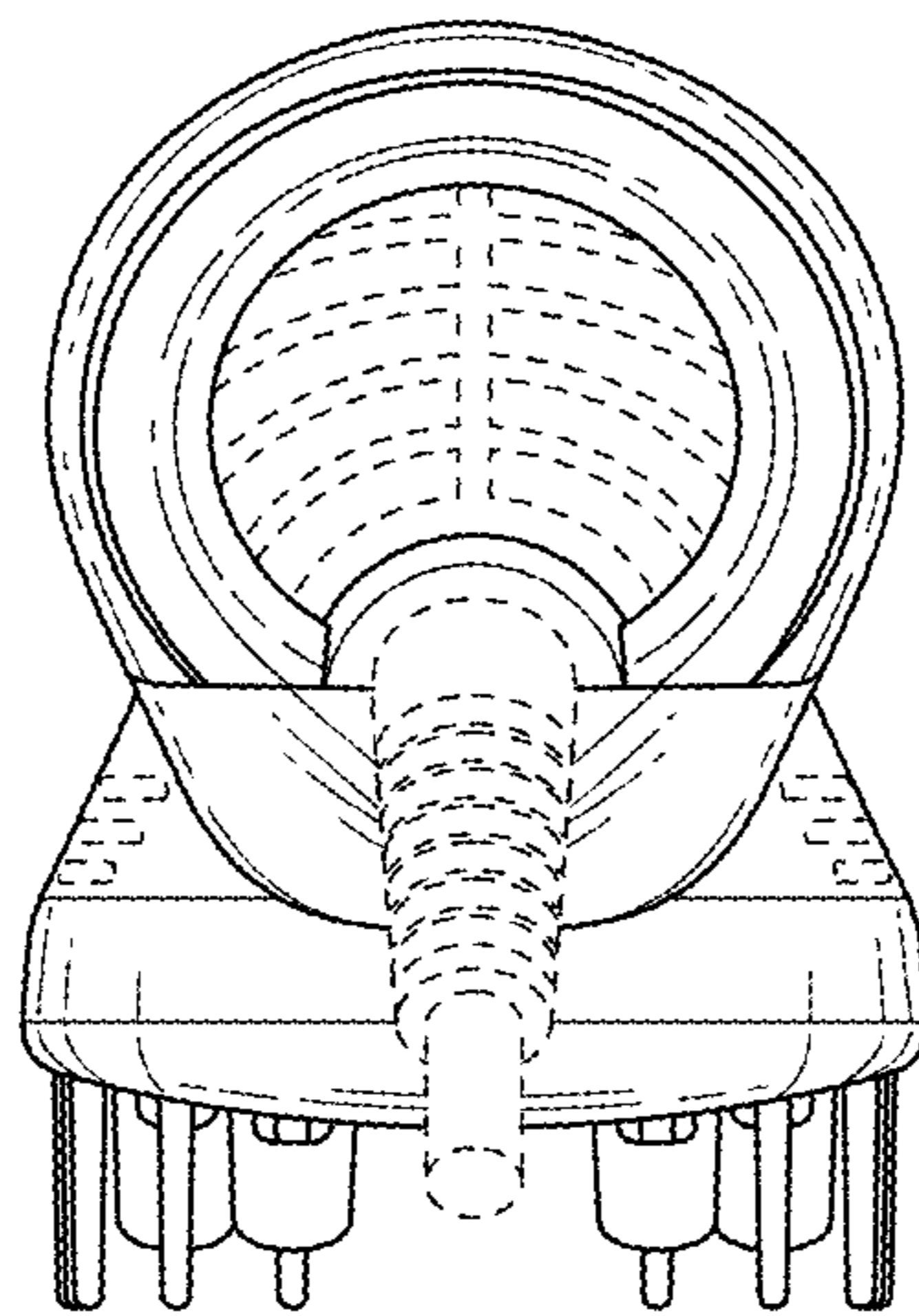


FIG. 6