



US00D899066S

(12) **United States Design Patent** (10) **Patent No.:** **US D899,066 S**
Liu (45) **Date of Patent:** **** Oct. 20, 2020**

(54) **YOGA SOCK**
(71) Applicant: **Zhigang Liu**, Shenzhen (CN)
(72) Inventor: **Zhigang Liu**, Shenzhen (CN)
(**) Term: **15 Years**
(21) Appl. No.: **29/719,481**
(22) Filed: **Jan. 5, 2020**
(51) **LOC (12) Cl.** **02-04**
(52) **U.S. Cl.**
USPC **D2/980; D2/896; D2/902**
(58) **Field of Classification Search**
USPC D2/896, 900, 902, 907, 909, 913, 914,
D2/919, 946, 969, 980
CPC A43B 1/10; A43B 5/18; A43B 1/00; A43B
5/00
See application file for complete search history.

D782,178 S 3/2017 Sudit
D791,451 S 7/2017 Vakili
D802,292 S 11/2017 Patterson
D804,162 S 12/2017 Patterson
D812,892 S 3/2018 Sudit
D815,699 S 4/2018 Koven
D821,068 S 6/2018 Coleman
D838,098 S 1/2019 Tuller
D840,670 S 2/2019 Carter et al.
D843,706 S 3/2019 Donohoe
D855,305 S 8/2019 Hara et al.
D868,432 S * 12/2019 Wu D2/907
D873,552 S * 1/2020 Lin D2/980

(Continued)

OTHER PUBLICATIONS

Word search: cross strap yoga socks. www.google.com Aug. 2020.
pp. 9 (Year: 2020).*

Primary Examiner — Rashida C. Walshon
(74) *Attorney, Agent, or Firm* — Law Offices of Steven
W. Weinrieb

(56) **References Cited**
U.S. PATENT DOCUMENTS

2,110,890 A * 3/1938 Paul A43B 5/12
36/8.3
D149,683 S * 5/1948 Sandler D2/930
D338,093 S * 8/1993 Uhr D2/900
D517,784 S * 3/2006 Wilkenfeld D2/902
D539,020 S * 3/2007 Belley D2/969
D548,951 S 8/2007 Paulin
D629,184 S * 12/2010 Bizzell A43B 5/12
D2/896
8,127,466 B1 * 3/2012 Raval A43B 7/22
36/8.3
D665,977 S * 8/2012 Natkin A43B 13/026
D2/896
D683,112 S * 5/2013 James A43B 5/12
D2/896
D754,953 S * 5/2016 Krumel D2/902
D773,796 S 12/2016 Hobgood
D774,296 S * 12/2016 Patterson D2/980
D774,654 S 12/2016 Anderson


(57) **CLAIM**

The ornamental design for a yoga sock, as shown and described.

DESCRIPTION

FIG. 1 is a front, left side, top perspective view of a yoga sock showing my new design;
FIG. 2 is a rear, right side, bottom perspective view thereof;
FIG. 3 is a front elevational view thereof;
FIG. 4 is a rear elevational view thereof;
FIG. 5 is a right side elevational view thereof;
FIG. 6 is a left side elevational view thereof;
FIG. 7 is a top plan view thereof; and,
FIG. 8 is a bottom plan view thereof.
The broken lines depict portions of the yoga sock that form no part of the claimed design.

1 Claim, 8 Drawing Sheets



(56)

References Cited

U.S. PATENT DOCUMENTS

D883,652 S *	5/2020	Patterson	D2/980
2007/0000149 A1 *	1/2007	Juniman	A43B 5/12
			36/8.3
2009/0151200 A1 *	6/2009	Niedermeyer	A43B 13/026
			36/88

* cited by examiner

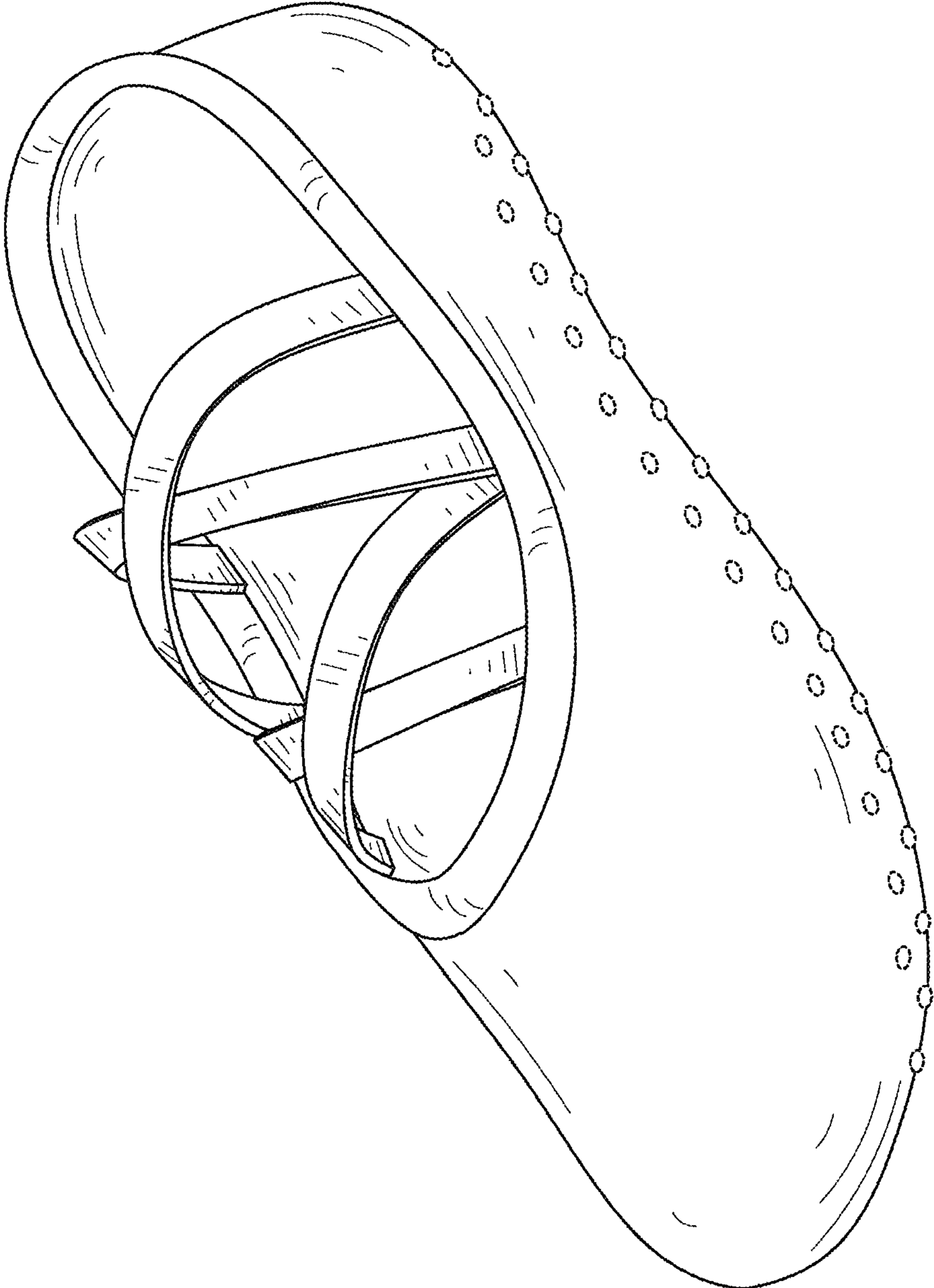


FIG. 1

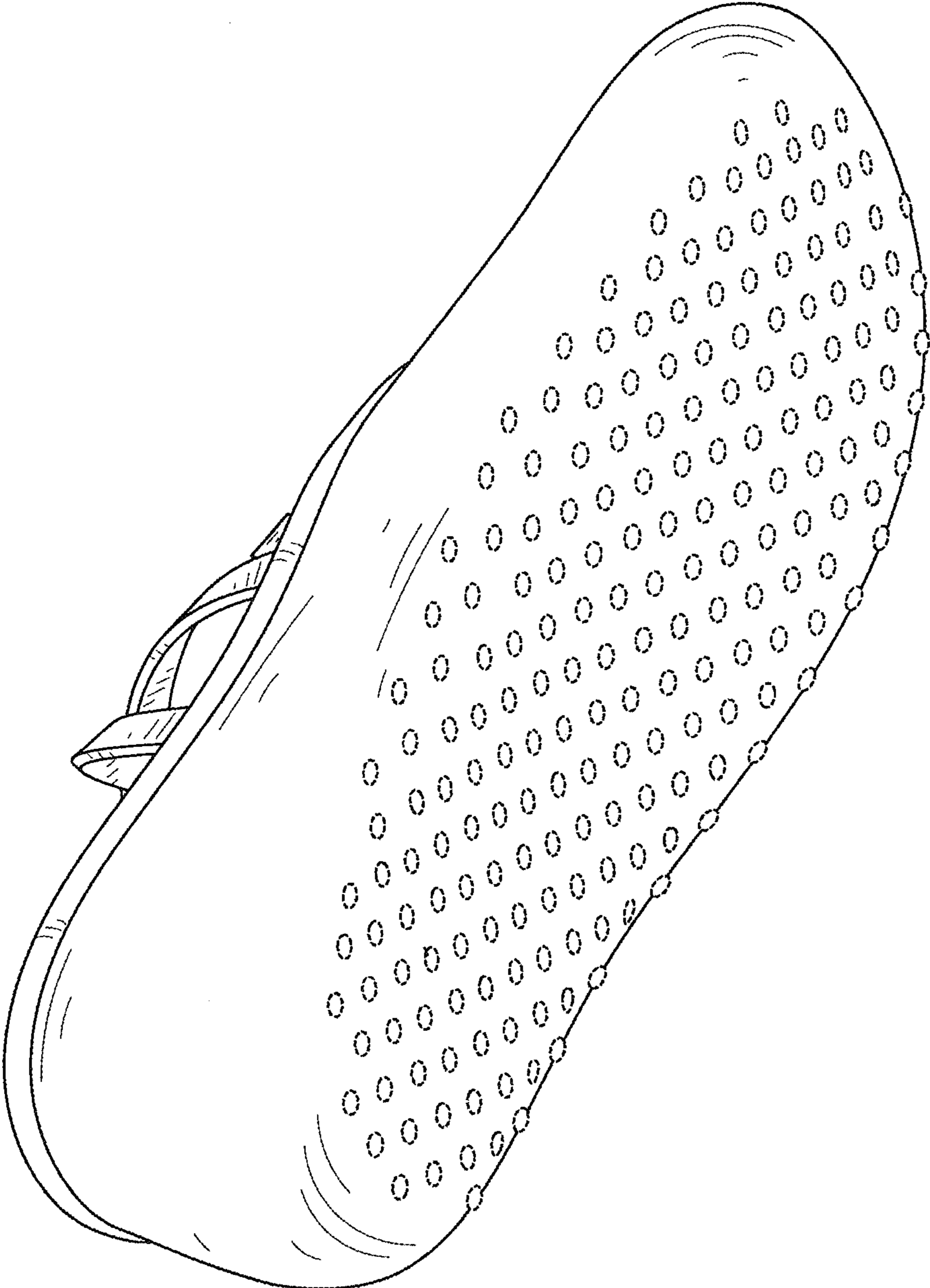


FIG. 2

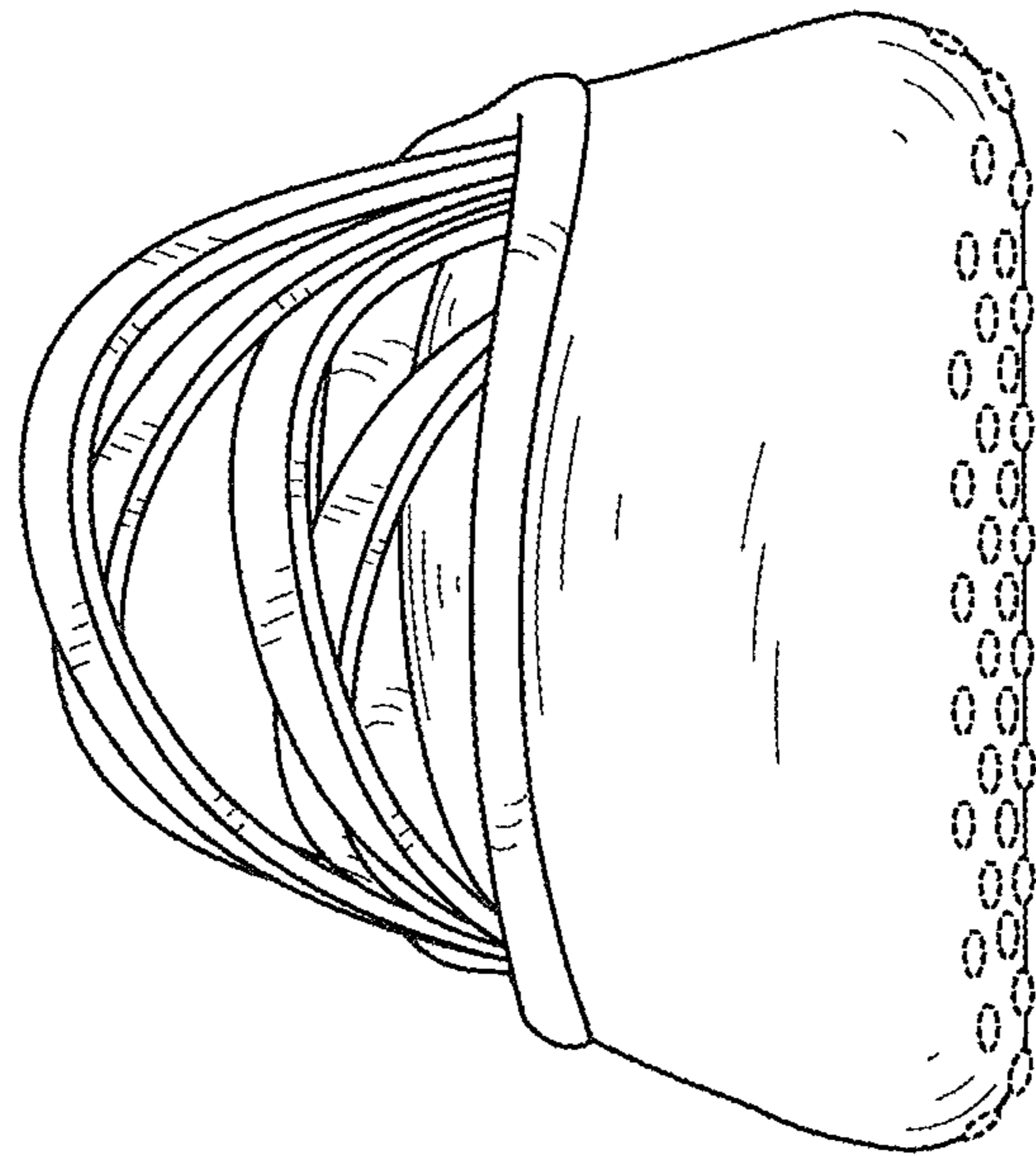


FIG. 3

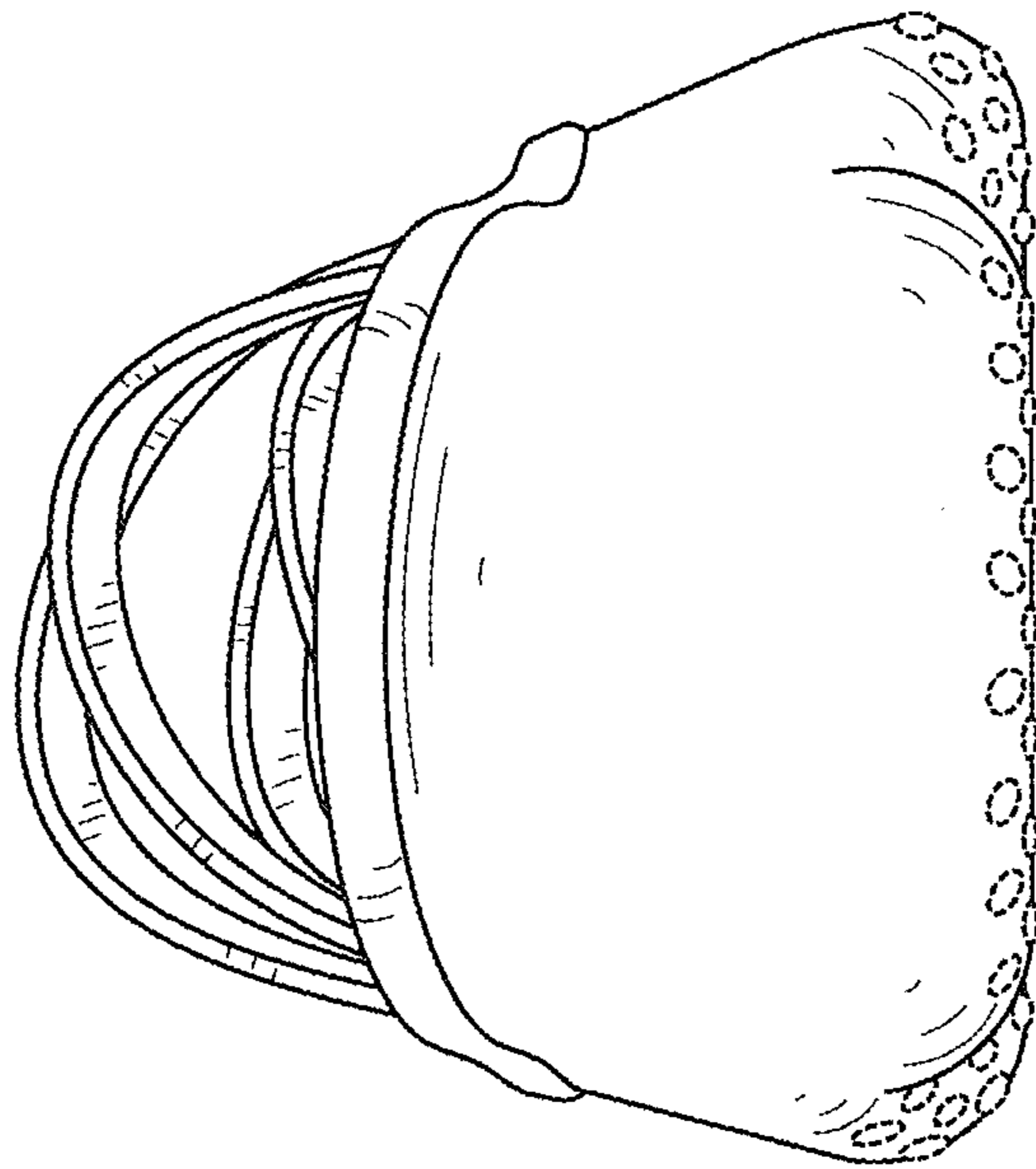


FIG. 4

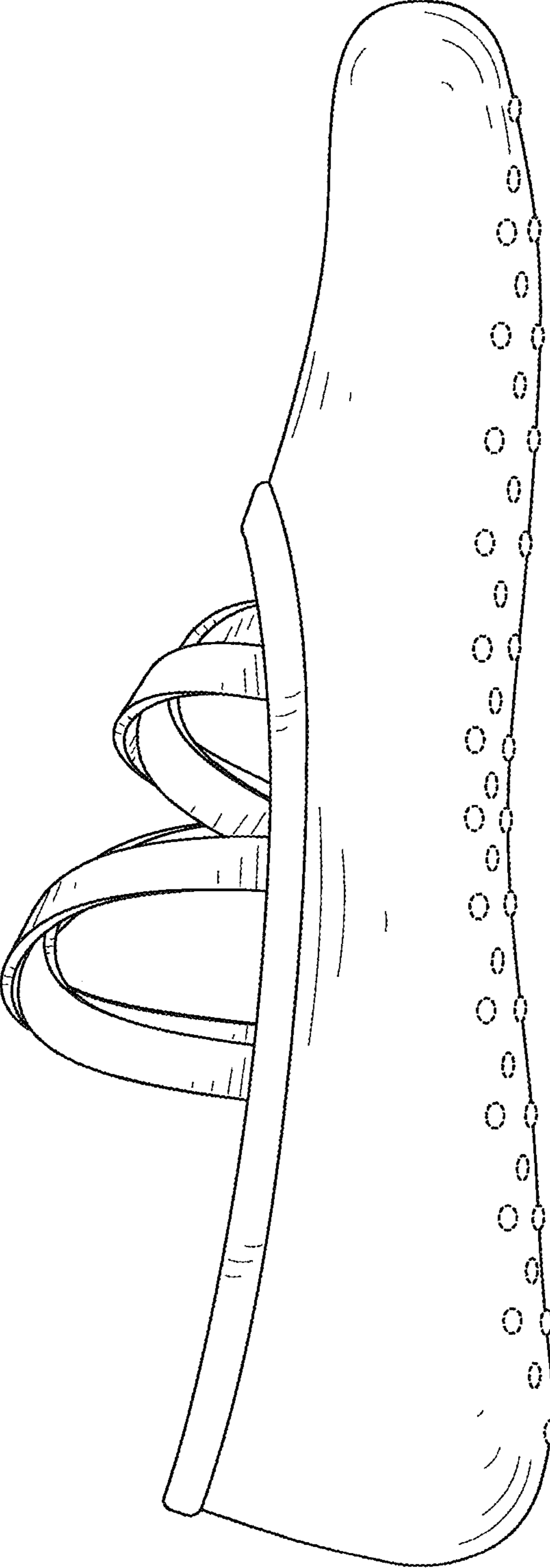


FIG. 5

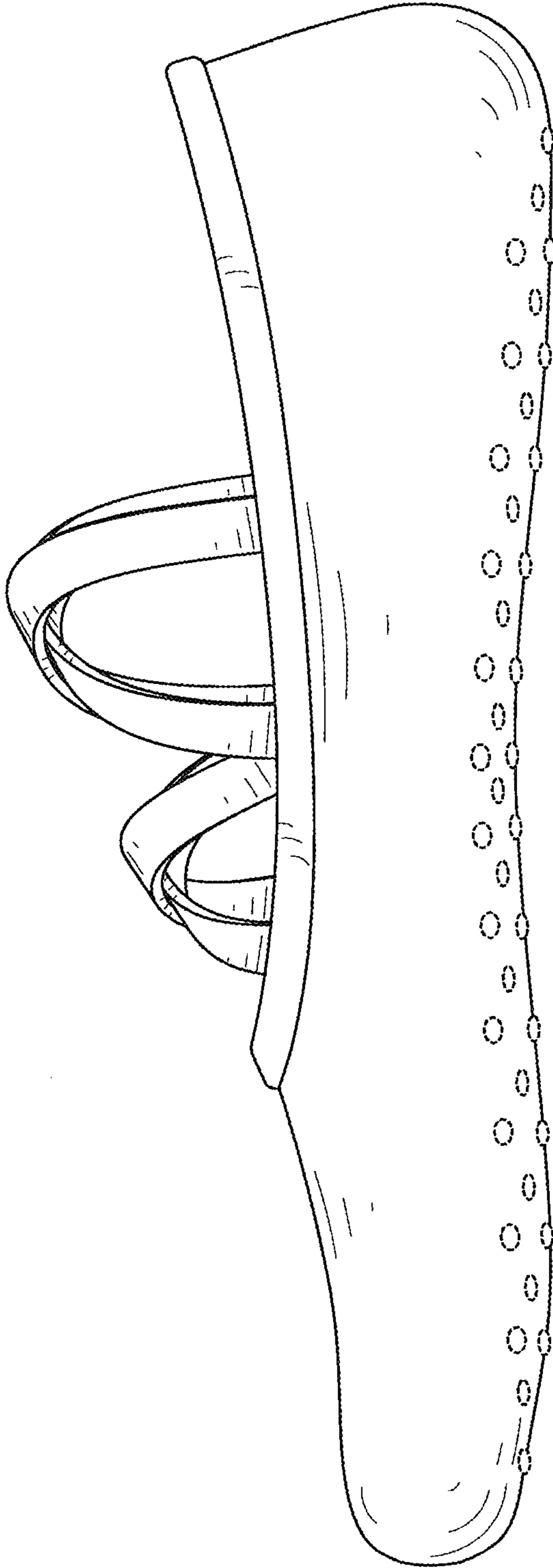


FIG. 6

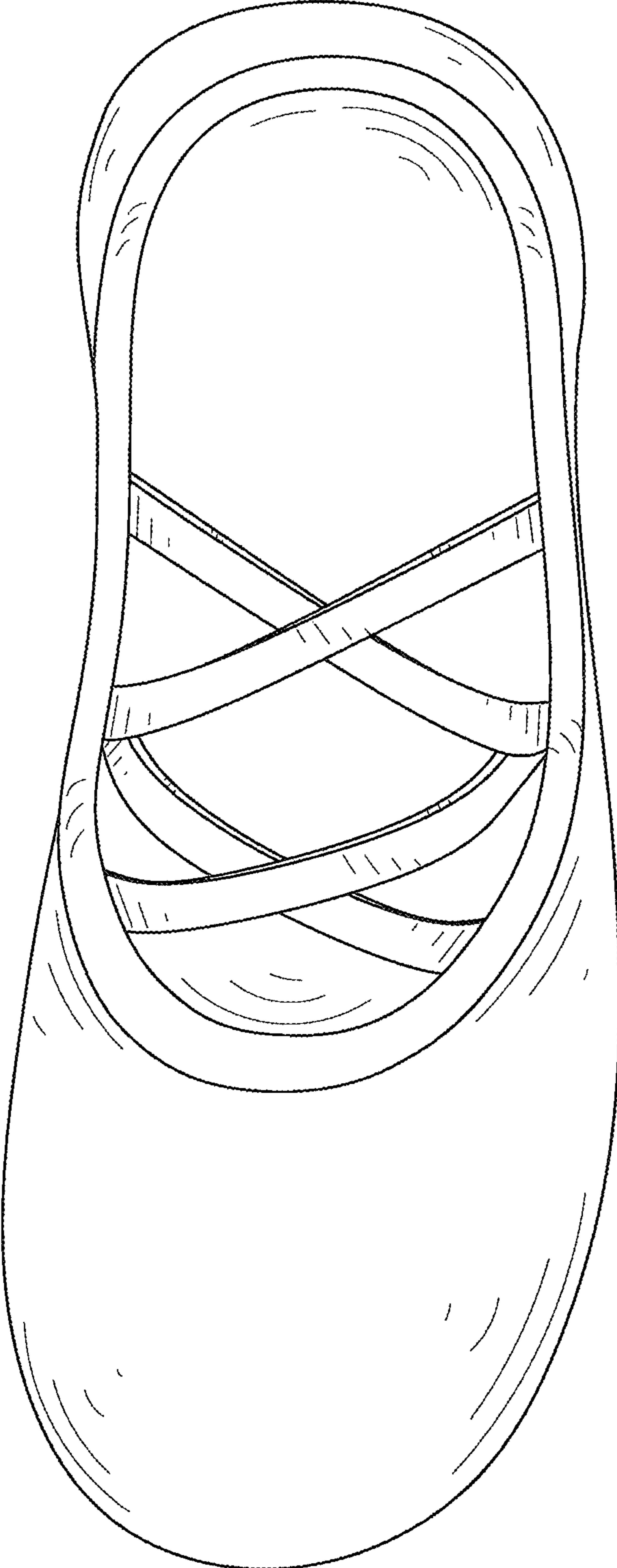


FIG. 7

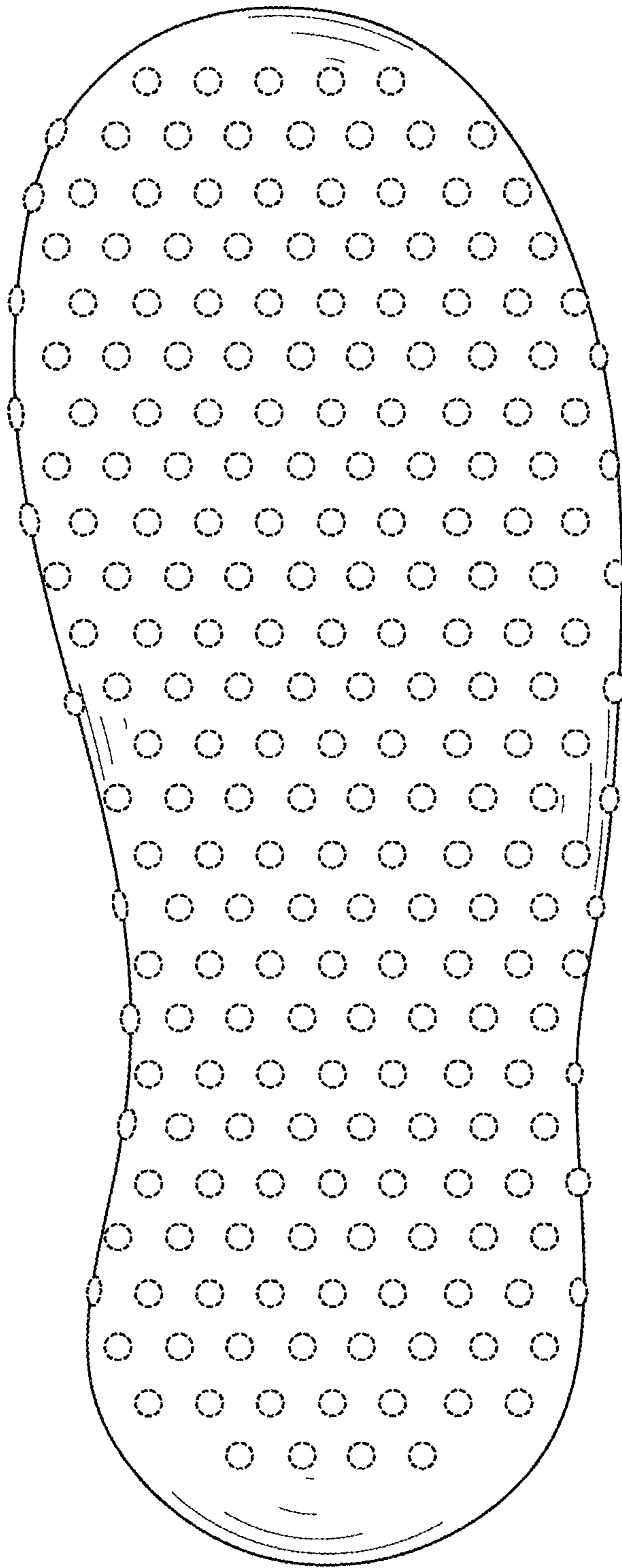


FIG. 8