



US00D899033S

(12) **United States Design Patent** (10) **Patent No.:** **US D899,033 S**
Feher (45) **Date of Patent:** **** Oct. 20, 2020**

(54) **AIR CONDITIONED RUNNING CAP**

(71) Applicant: **Steve Feher**, Honolulu, HI (US)

(72) Inventor: **Steve Feher**, Honolulu, HI (US)

(**) Term: **15 Years**

(21) Appl. No.: **29/684,061**

(22) Filed: **Mar. 18, 2019**

(51) **LOC (12) Cl.** **02-03**

(52) **U.S. Cl.**
USPC **D2/866**

(58) **Field of Classification Search**
USPC D2/865, 866, 869, 870, 872, 873, 874,
D2/876, 878, 879, 882, 886, 888, 890,
D2/891, 895; D29/102, 103, 107, 129
CPC A42B 1/00; A42B 1/004; A42B 1/006;
A42B 1/008; A42B 1/10; A42B 1/24;
A42B 1/241; A42B 1/242; A42B 1/245;
A42B 3/00; A42B 3/04; A42B 3/0406;
A42B 3/0433

See application file for complete search history.

(56) **References Cited**

U.S. PATENT DOCUMENTS

1,774,074	A *	8/1930	Wittcoff	A42C 5/04
					2/171.7
D284,080	S *	6/1986	Swezey	D14/192
4,893,356	A *	1/1990	Waters	A42B 1/008
					2/171.3
D333,375	S *	2/1993	Ouellette	D2/866
D358,474	S *	5/1995	Dunlavey	D2/866
D367,156	S *	2/1996	Dunlavey	D2/866
D714,529	S *	10/2014	Stewart	D2/882
D743,149	S *	11/2015	Brandelli	D2/882
9,241,529	B1 *	1/2016	Danelski	A42B 3/286

D833,083	S *	11/2018	Feher	D29/107
2009/0126076	A1 *	5/2009	Ochoa	A42B 1/244
					2/171.3
2015/0273502	A1 *	10/2015	Bell	B05B 9/0816
					239/153
2018/0160761	A1 *	6/2018	Al Kuwari	A42B 3/286

OTHER PUBLICATIONS

Air-Conditioned Baseball Cap . . . [online]; [article published to the Internet on Dec. 11, 2019]; [retrieved from the Internet on: Jun. 16, 2020]; URL: <https://www.forbes.com/sites/johnkoetsier/2019/12/11/air-conditioned-baseball-cap-anyone-included-free-complete-lack-of-social-life/#5d9c2baf71f5>. (1 page).*

* cited by examiner

Primary Examiner — Jasmine Mlinarcik
(74) *Attorney, Agent, or Firm* — Cislo & Thomas, LLP

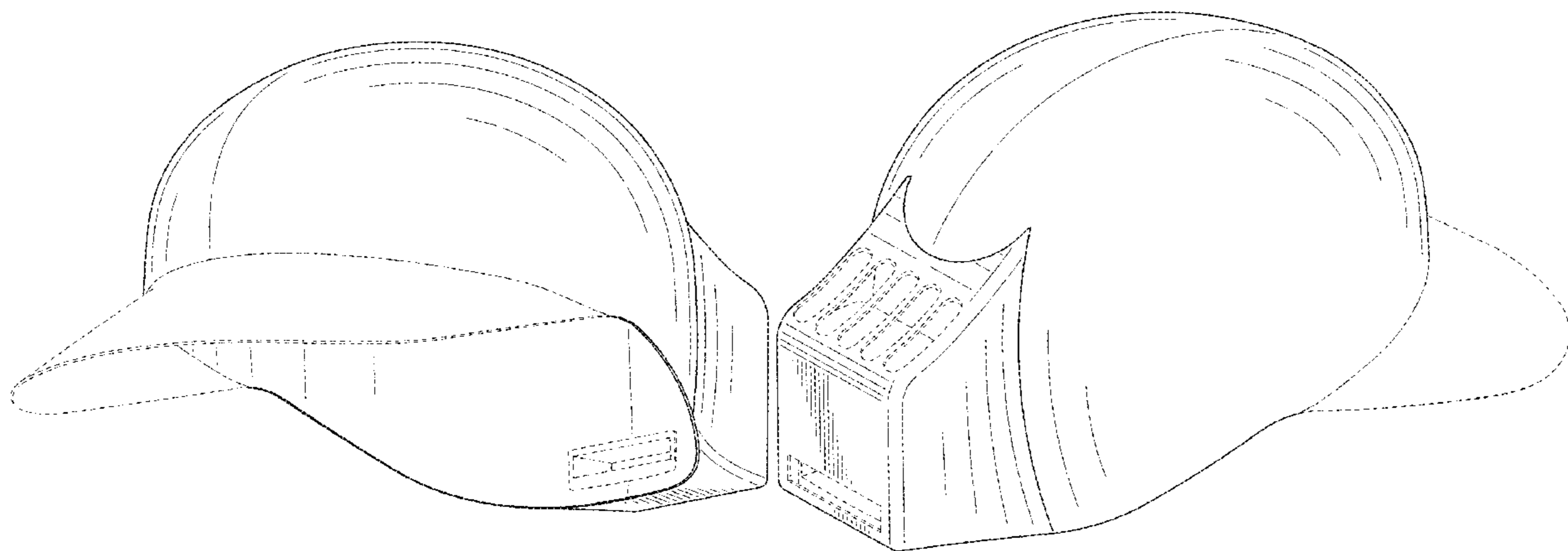
(57) **CLAIM**

I claim the ornamental design for an air conditioned running cap, as shown and described.

DESCRIPTION

FIG. 1 is a front perspective view of the running cap.
FIG. 2 is a rear perspective view thereof.
FIG. 3 is a front view thereof.
FIG. 4 is a rear view thereof.
FIG. 5 is a right side elevation view of the running cap.
FIG. 6 is a left side elevation view thereof.
FIG. 7 is a top plan view of the running cap; and,
FIG. 8 is a bottom view thereof.
The dash dot dash broken line defines a boundary line to the claimed design and forms no part of the claimed design. The dash dash broken lines depict portions of the air conditioned running cap that form no part of the claimed design.

1 Claim, 5 Drawing Sheets






FIG. 1

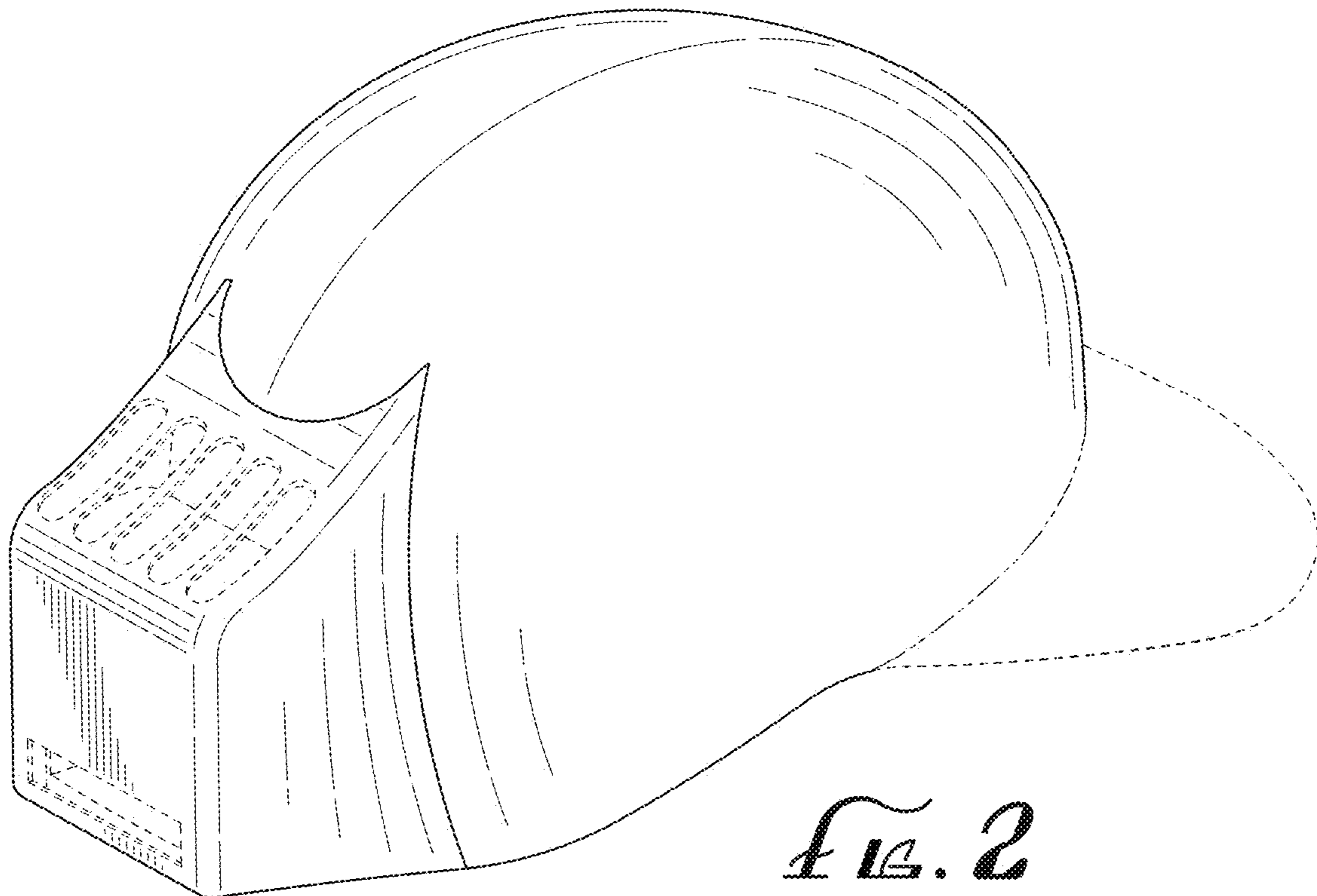


FIG. 2

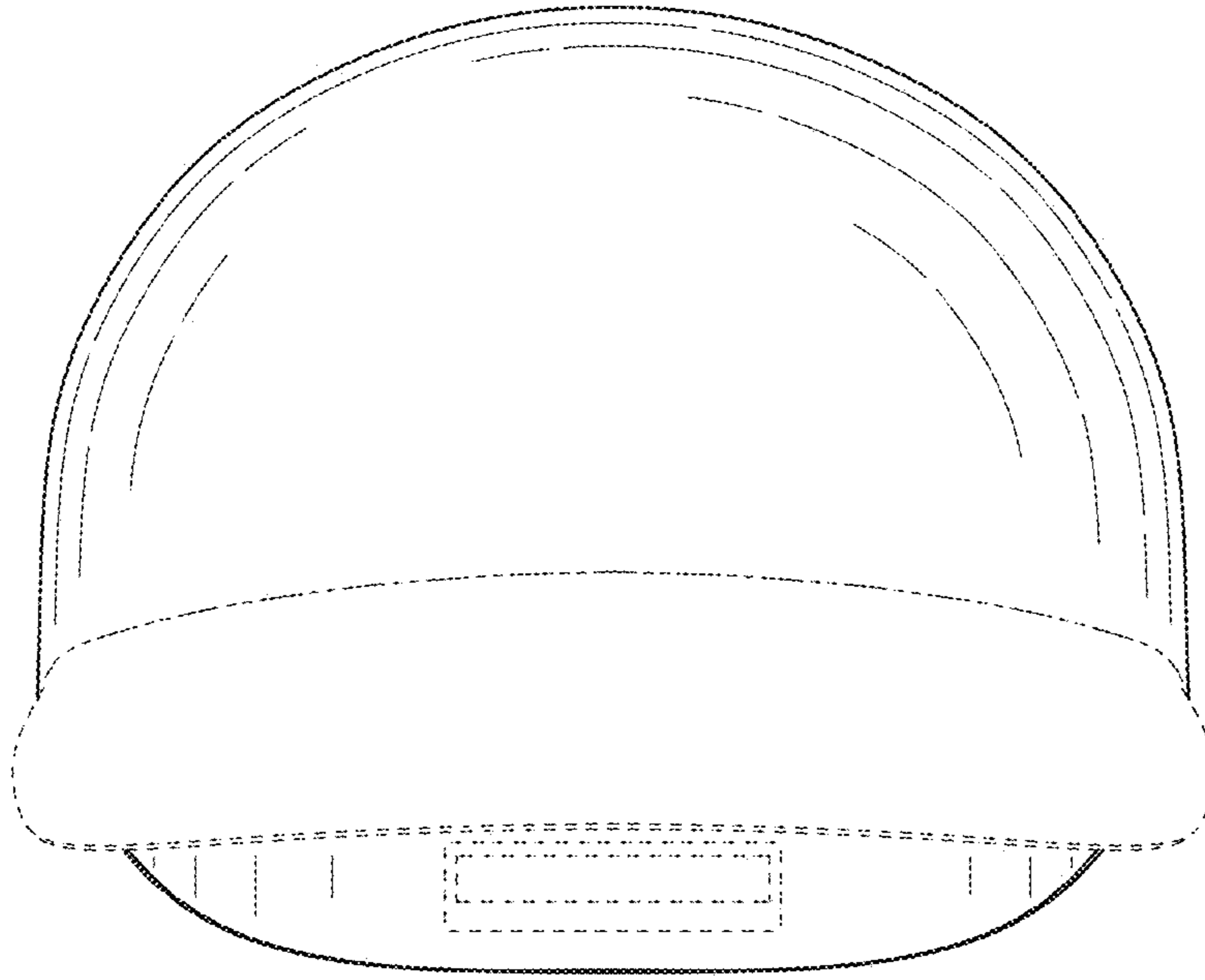


FIG. 3

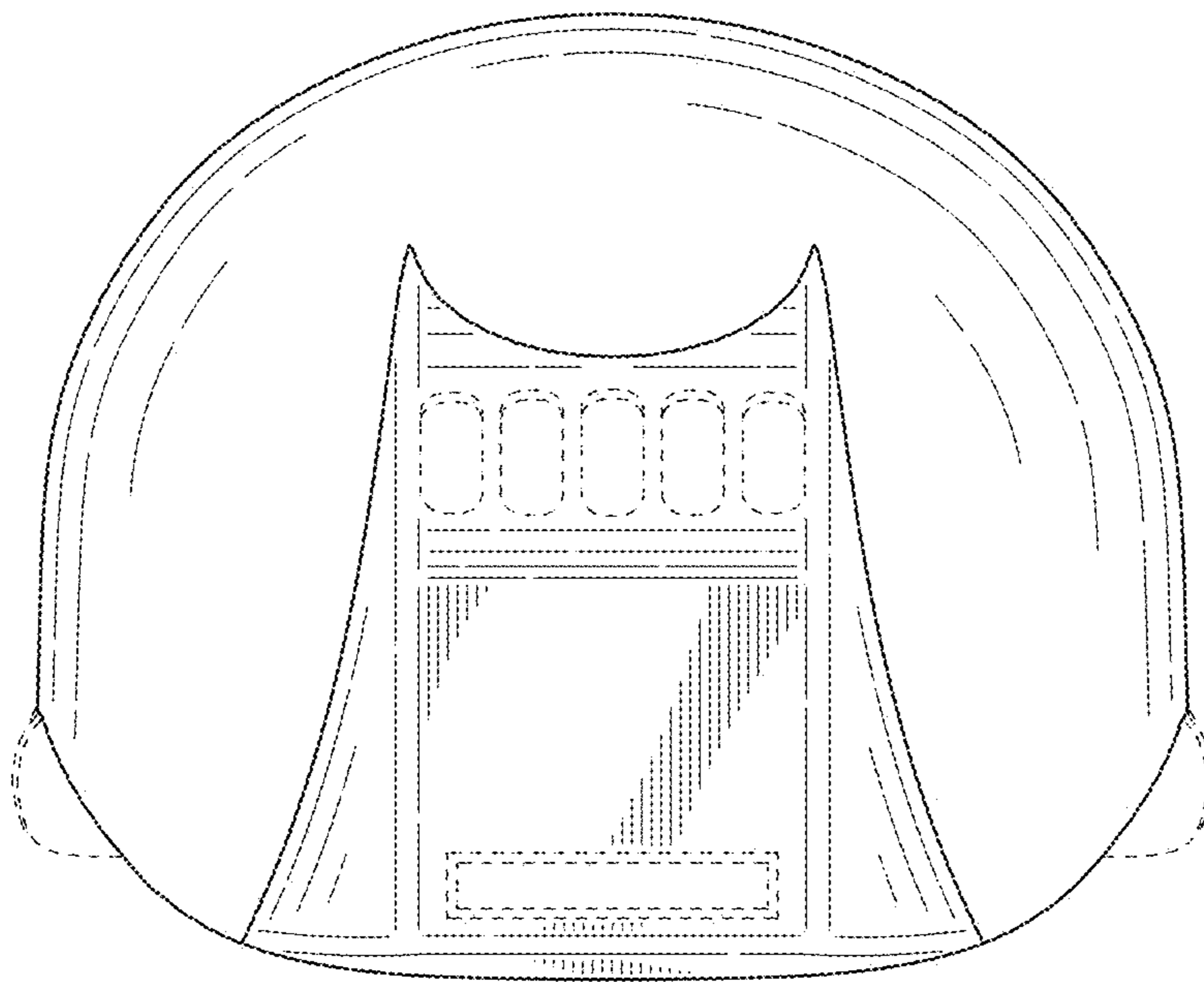


FIG. 4



FIG. 5



FIG. 6

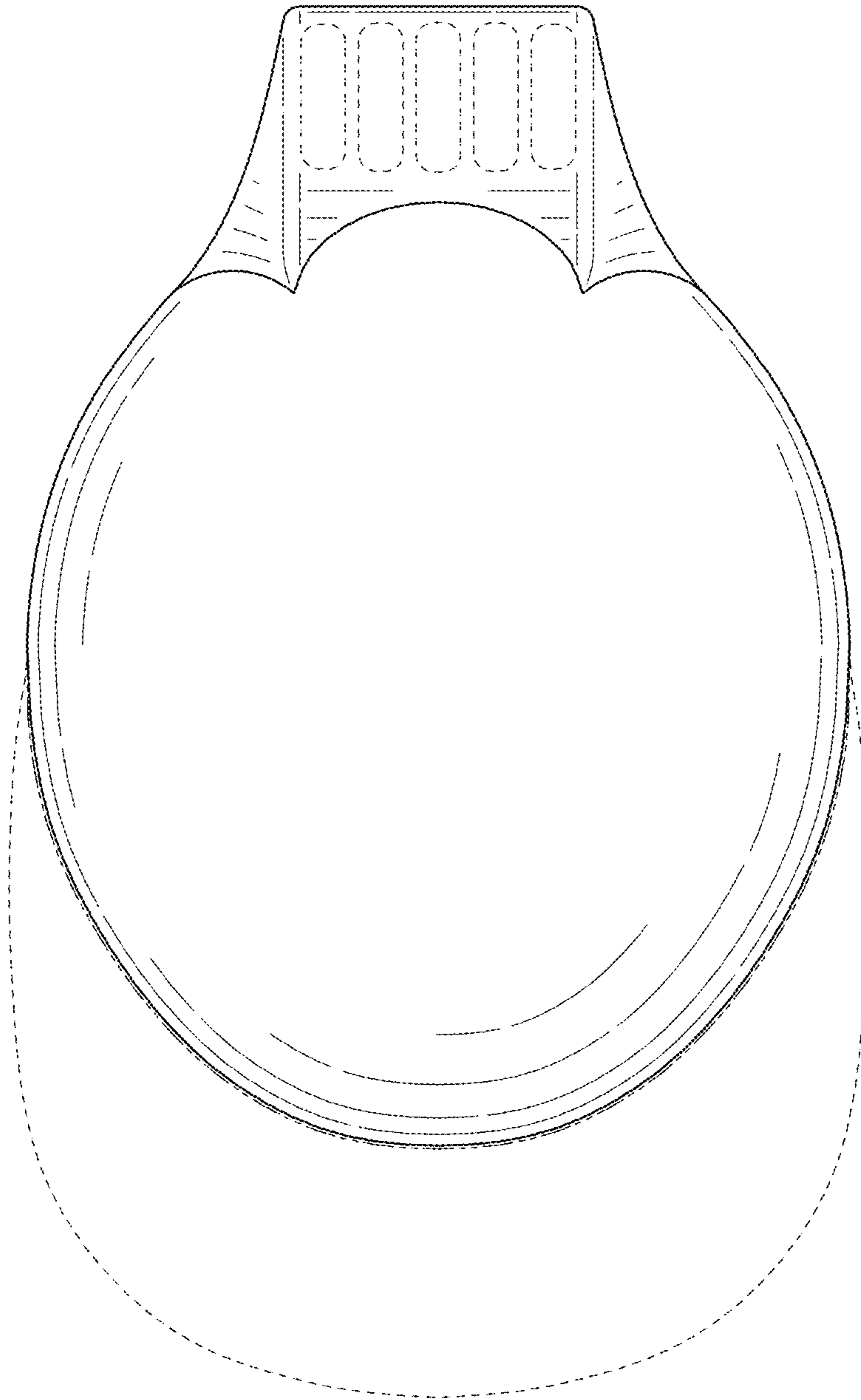


FIG. 7

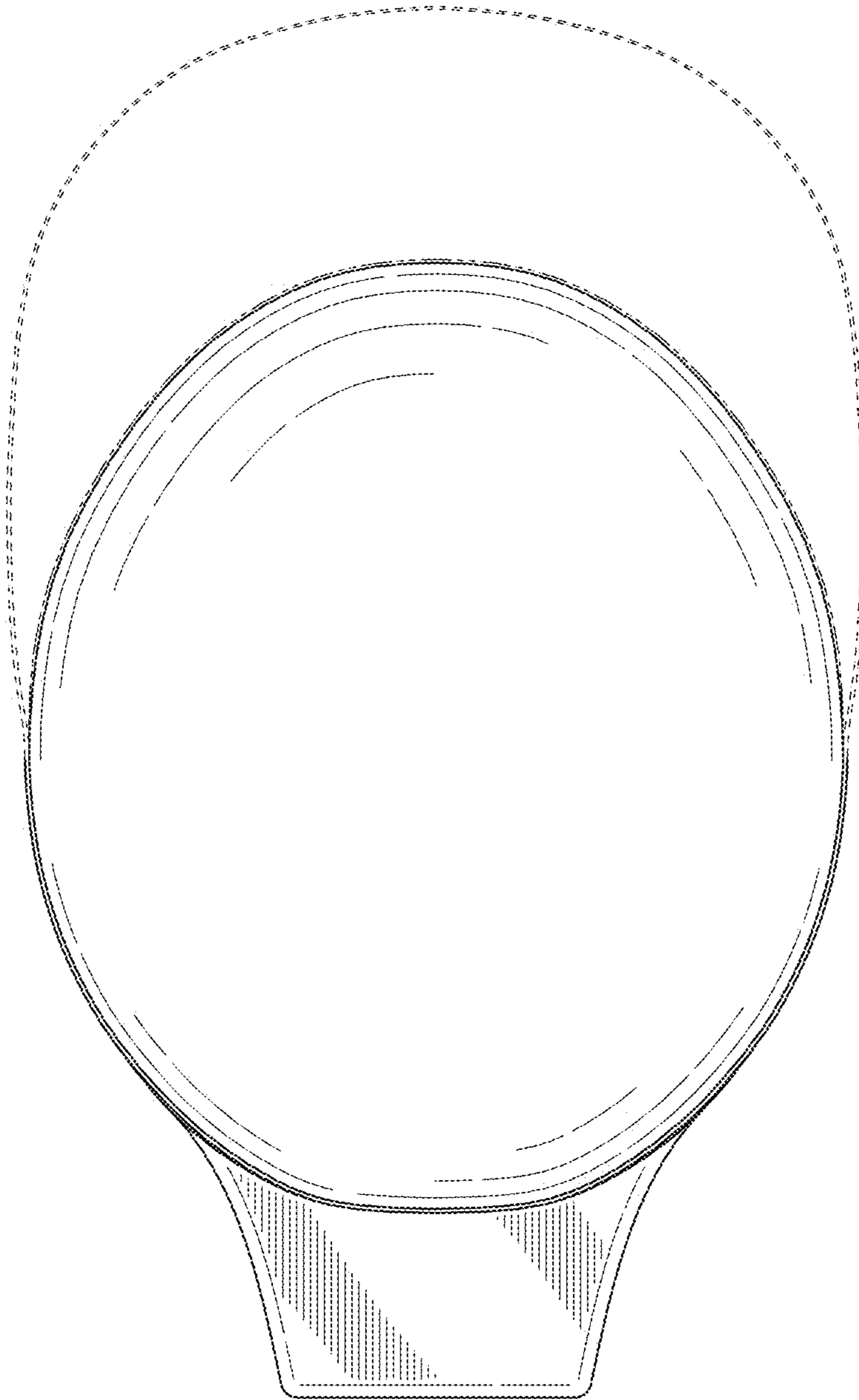


FIG. 8