



US00D899032S

(12) **United States Design Patent** (10) **Patent No.:** **US D899,032 S**
Saunders-Bartlett (45) **Date of Patent:** **** Oct. 20, 2020**

(54) **CAP WITH LOCKS OF HAIR**
(71) Applicant: **Heather Saunders-Bartlett**,
Hollywood, FL (US)
(72) Inventor: **Heather Saunders-Bartlett**,
Hollywood, FL (US)
(**) Term: **15 Years**
(21) Appl. No.: **29/678,550**
(22) Filed: **Jan. 29, 2019**
(51) **LOC (12) Cl.** **02-03**
(52) **U.S. Cl.**
USPC **D2/866**
(58) **Field of Classification Search**
USPC D2/865, 866, 868, 869, 870, 871, 872,
D2/875, 876, 878, 879, 882, 885, 886,
D2/889, 891, 894, 895; D28/92, 93
CPC A41G 5/00; A41G 5/004; A41G 5/0093;
A42B 1/00; A42B 1/004; A42B 1/006;
A42B 1/02; A42B 1/04; A42B 1/041;
A42B 1/067; A42B 1/12; A42B 1/206;
A42B 1/22; A42B 1/225; A42B 1/24;
A42B 1/248
See application file for complete search history.

(56) **References Cited**
U.S. PATENT DOCUMENTS
D46,408 S * 9/1914 Murray D2/867
D131,385 S * 2/1942 Crohn D2/867
D134,772 S * 1/1943 Harpingnies D2/877
D137,454 S * 3/1944 Matlen D29/106
D138,607 S * 8/1944 Schoer D2/879
D219,419 S * 12/1970 O'Searo D2/870
4,378,606 A * 4/1983 Snowden A42B 1/041
2/200.1
D408,969 S * 5/1999 Bingham D2/865
D440,381 S * 4/2001 Webb D2/879
D448,917 S * 10/2001 Grant D2/867
D461,625 S * 8/2002 Walker D2/866

D467,056 S * 12/2002 Rothschild D2/866
D472,367 S * 4/2003 Maya D2/880
D564,732 S * 3/2008 Cash, Sr. D2/879
D592,832 S * 5/2009 Radell A41G 5/0093
D2/866
D596,380 S * 7/2009 Chiappa-Wilson D2/866
D627,954 S * 11/2010 Williams D2/867
D636,561 S * 4/2011 Lathem D2/879
D669,662 S * 10/2012 Reid D2/867
D704,420 S * 5/2014 Krampitz D2/880
(Continued)

Primary Examiner — Jasmine Mlinarcik
(74) *Attorney, Agent, or Firm* — Keeley DeAngelo LLP;
W Scott Keeley

(57) **CLAIM**
The ornamental design for a cap with locks of hair, as shown
and described.

DESCRIPTION
FIG. 1 is a front, left side perspective view of a cap with
locks of hair shown in a position of use;
FIG. 2 is a rear perspective view of the cap with locks of
hair;
FIG. 3 is a front elevation view thereof;
FIG. 4 is a right side elevation view thereof, the left side
being a mirror image thereto;
FIG. 5 is a rear elevation view thereof;
FIG. 6 is a top plan view thereof; and,
FIG. 7 is a bottom plan view thereof.
The broken-line outline of the partial human figure assists in
illustrating how the claimed design may appear when worn,
but forms no part of the claimed design. The even length
broken lines within the interior crown portion of the cap with
locks of hair depict portions of the article that form no part
of the claimed design. The dash-dot-dash broken lines and
areas within the dash-dot-dash broken lines define portions
of the cap with locks of hair that form no part of the claimed
design.

1 Claim, 7 Drawing Sheets



(56)

References Cited

U.S. PATENT DOCUMENTS

D753,373 S *	4/2016	Esmer	D2/880
D766,550 S *	9/2016	Coggins	D2/866
D820,565 S *	6/2018	Pickett	D2/883
2007/0113319 A1 *	5/2007	Brinn	A41G 3/00 2/174
2019/0037944 A1 *	2/2019	Tussey	A42B 1/041
2019/0142094 A1 *	5/2019	Fermanian	A42B 1/045 2/204

* cited by examiner



FIG. 1

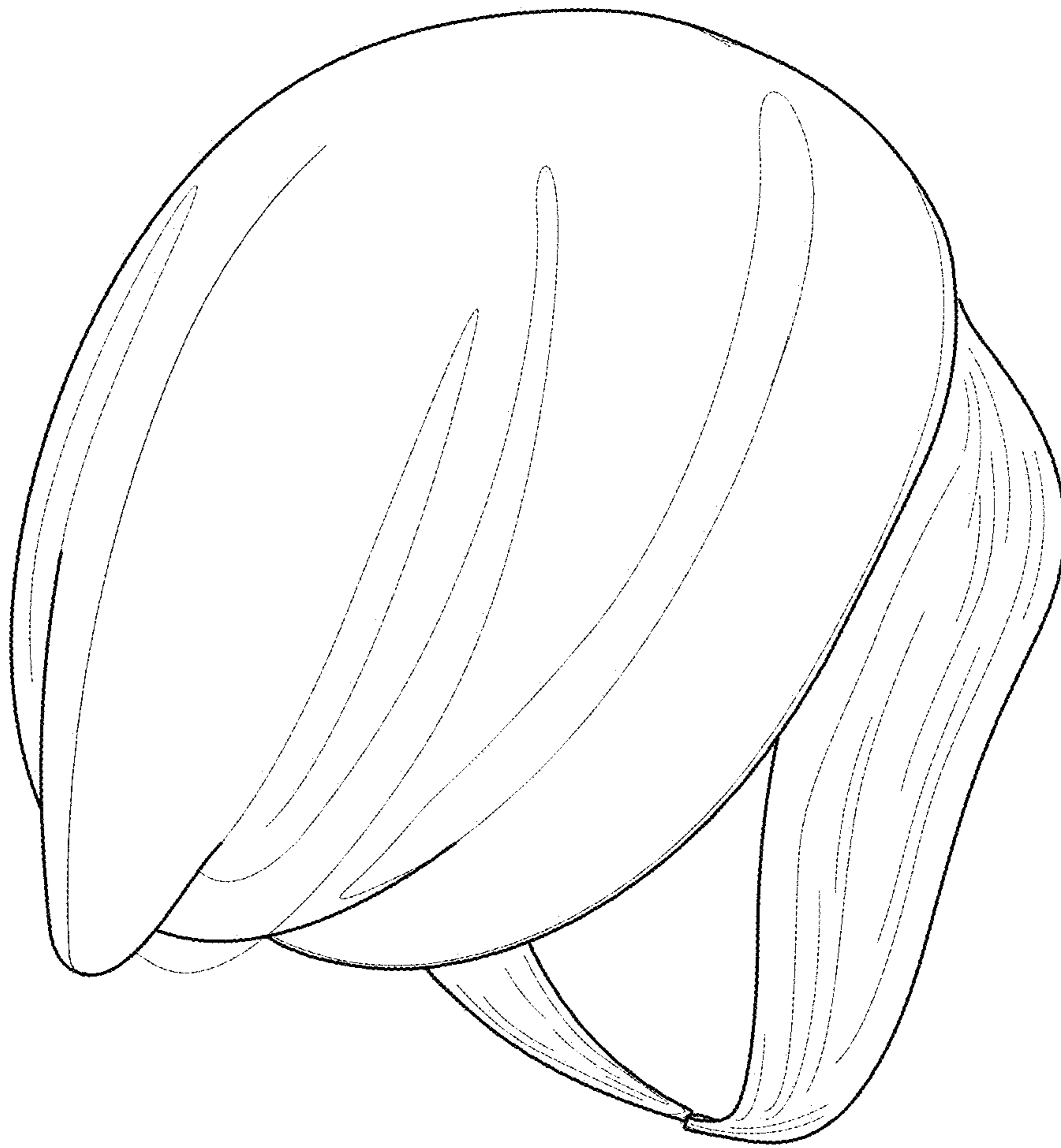


FIG. 2

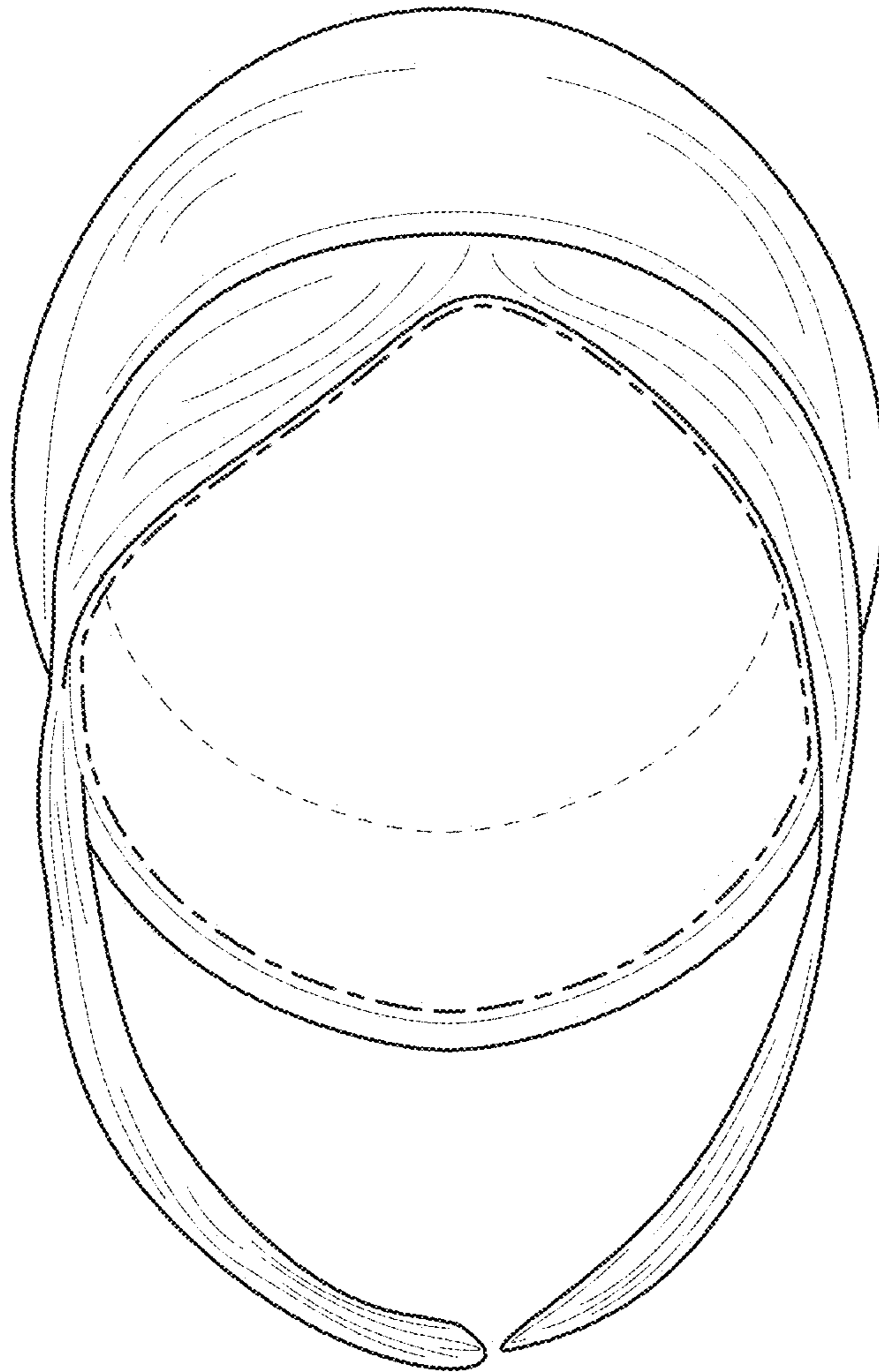


FIG. 3

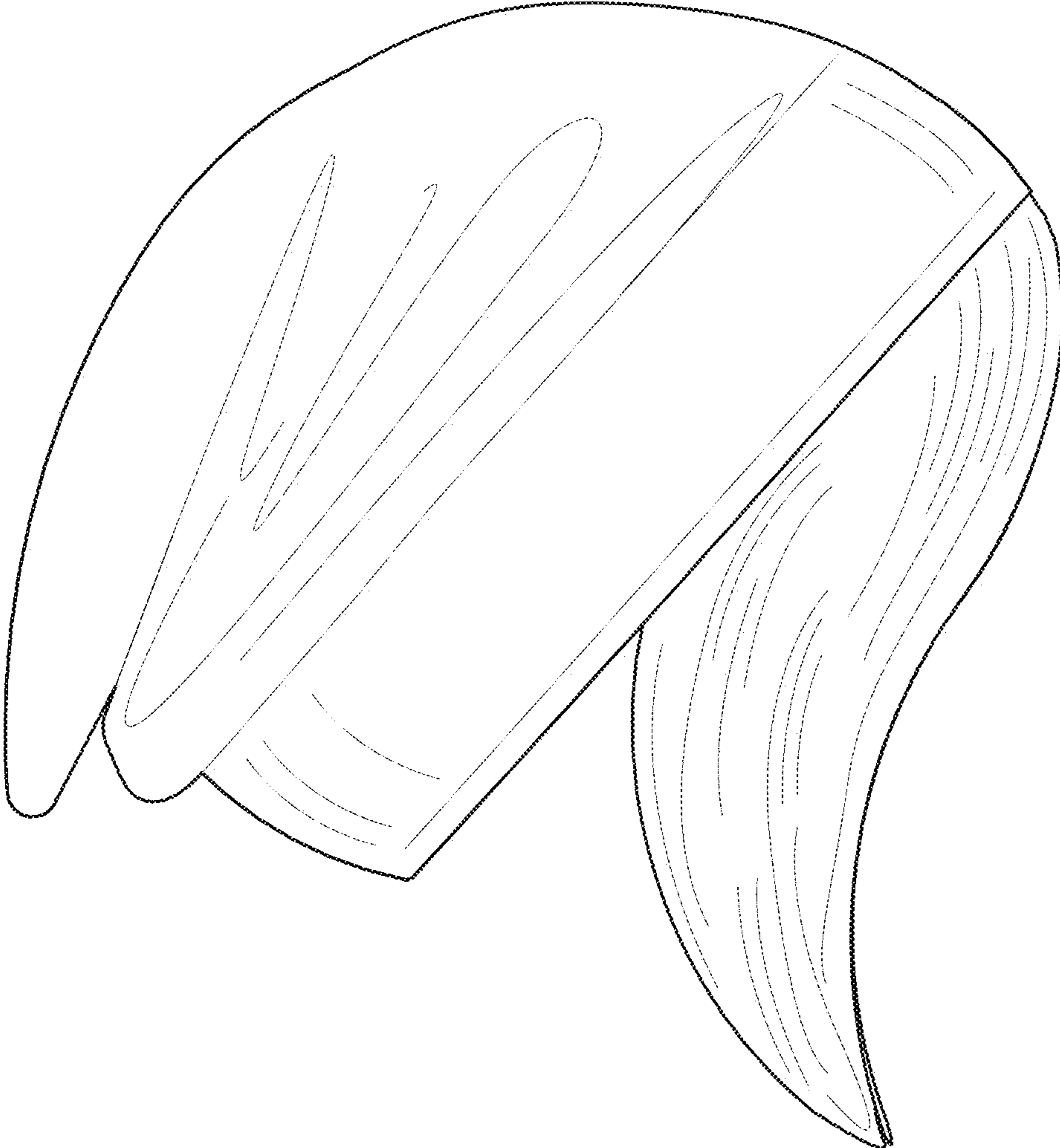


FIG. 4

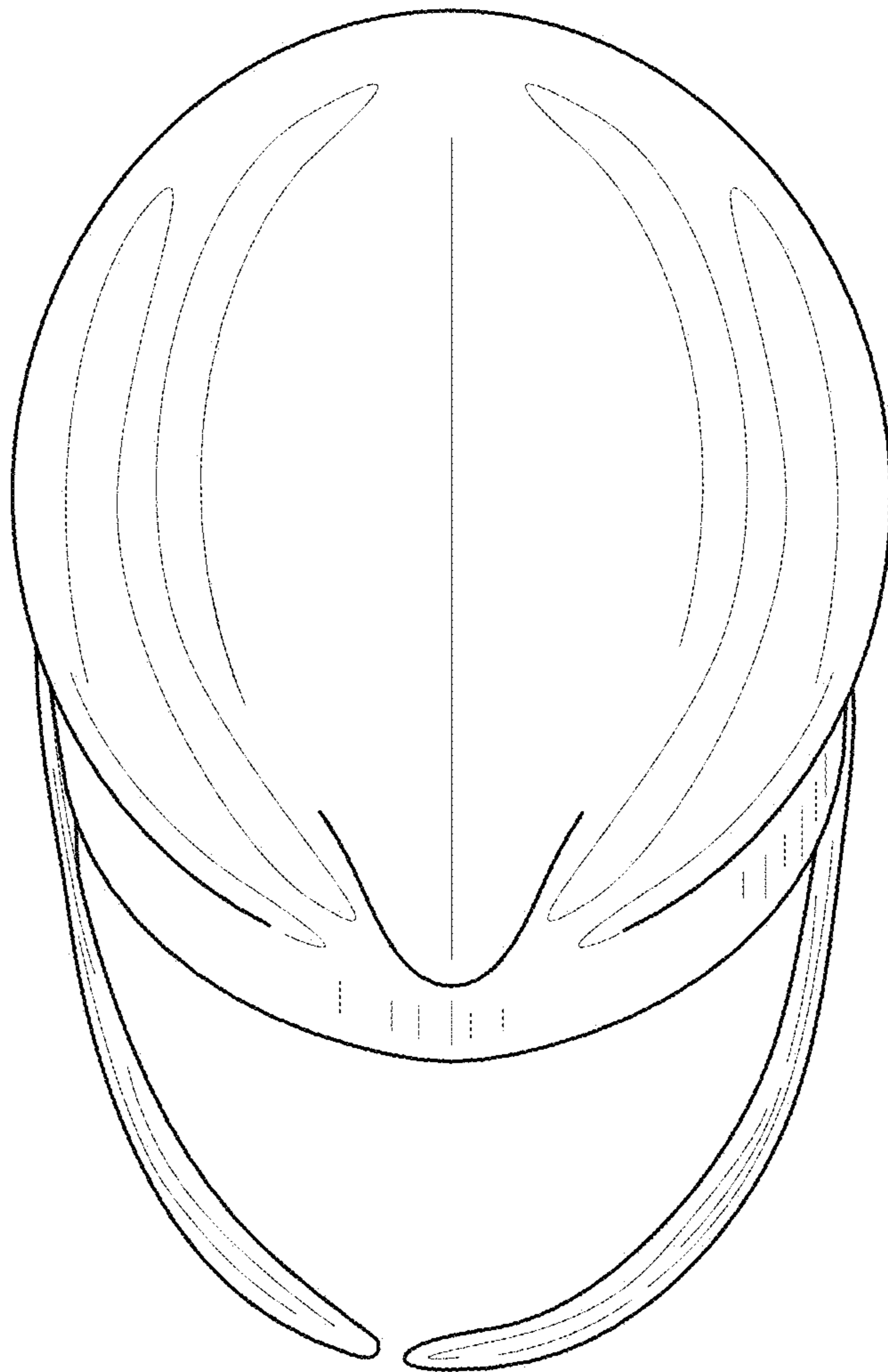


FIG. 5

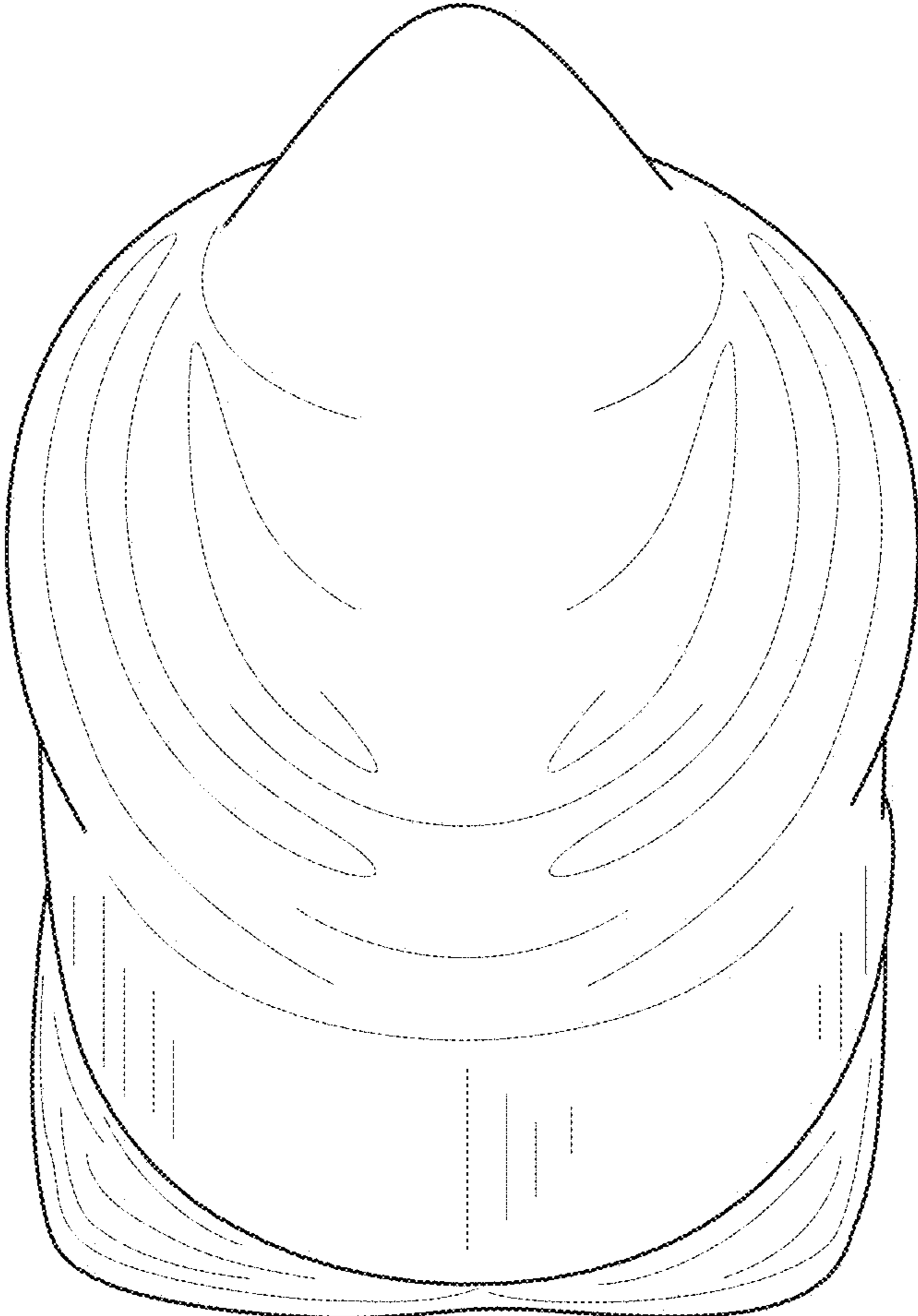


FIG. 6

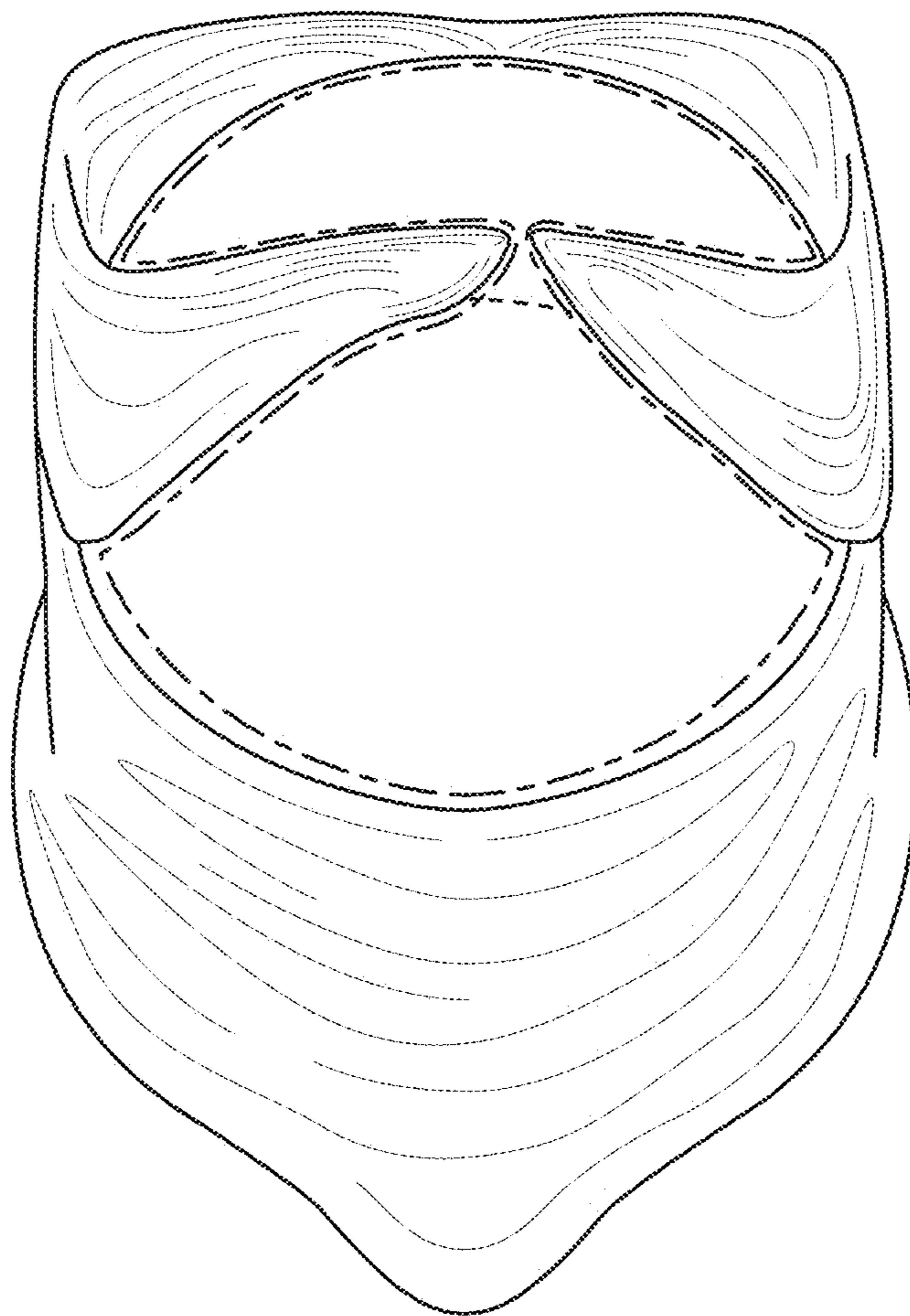


FIG. 7