



US00D898991S

(12) **United States Design Patent** (10) **Patent No.:** **US D898,991 S**
Pan (45) **Date of Patent:** **** Oct. 13, 2020**

(54) **ELECTRIC CIGARETTE**
(71) Applicant: **Shenzhen Smoore Technology Limited**, Shenzhen, Guandong (CN)
(72) Inventor: **Weidong Pan**, Guandong (CN)
(73) Assignee: **SHENZHEN SMOORE TECHNOLOGY LIMITED**, Shenzhen (CN)

D829,980 S * 10/2018 Qiu D27/162
D855,251 S * 7/2019 Qiu D27/162
D860,517 S * 9/2019 Qiu D27/101
D870,372 S * 12/2019 Zhu D27/167
D874,718 S * 2/2020 Qiu D27/162
D876,004 S * 2/2020 Wang D27/101
D877,971 S * 3/2020 Bowen D27/101

* cited by examiner

Primary Examiner — Marissa J Cash
Assistant Examiner — Rebecca Tsehaye

(**) Term: **15 Years**
(21) Appl. No.: **29/680,771**
(22) Filed: **Feb. 20, 2019**

(57) **CLAIM**
The ornamental design for an electric cigarette, as shown and described.

(30) **Foreign Application Priority Data**
Sep. 11, 2018 (CN) 2018 3 0510057
(51) **LOC (12) Cl.** **27-02**
(52) **U.S. Cl.**
USPC **D27/162**
(58) **Field of Classification Search**
USPC D27/162, 100, 101, 163–165, 172, 183,
D27/185–194, 139–142; D24/110, 110.5;
128/202.21, 203.12; 131/273, 274, 270,
131/191, 328, 329, 330, 360–365
CPC A24F 9/00; A24F 47/002; A24F 47/004;
A24F 47/006; A24F 47/008; A61M 15/06
See application file for complete search history.

DESCRIPTION

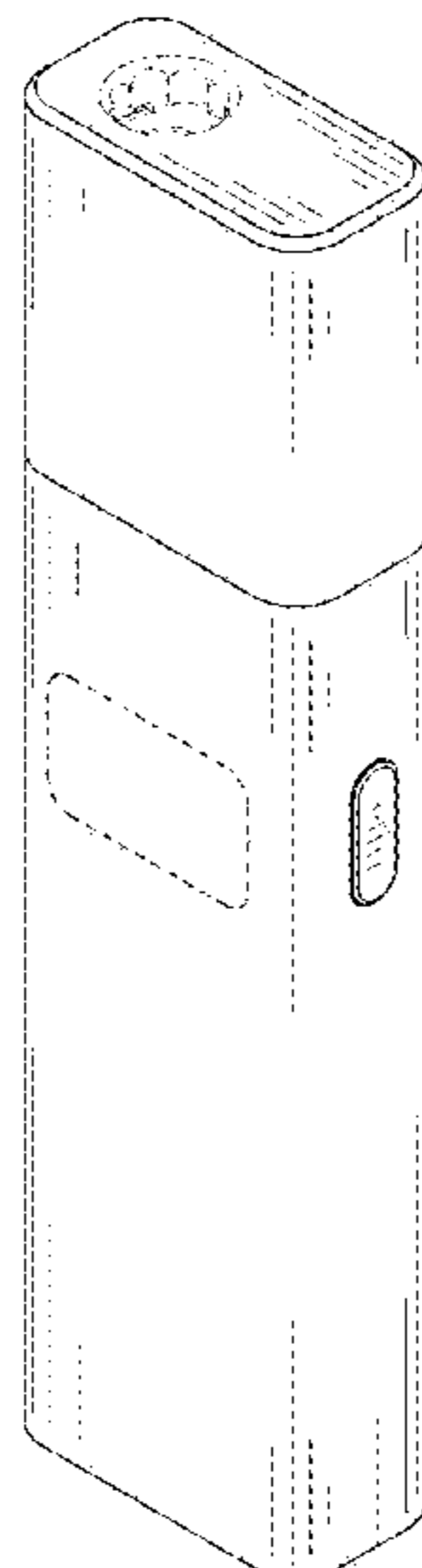
FIG. 1 is a perspective view of an electric cigarette according to a first embodiment;
FIG. 2 is a front elevational view thereof;
FIG. 3 is a rear elevational view thereof;
FIG. 4 is a left side elevational view thereof;
FIG. 5 is a right side elevational view thereof;
FIG. 6 is a top plan view thereof;
FIG. 7 is a bottom plan view thereof;
FIG. 8 is a perspective view of an electric cigarette according to a second embodiment;
FIG. 9 is a front elevational view thereof;
FIG. 10 is a rear elevational view thereof;
FIG. 11 is a left side elevational view thereof;
FIG. 12 is a right side elevational view thereof;
FIG. 13 is a top plan view thereof; and,
FIG. 14 is a bottom plan view thereof.

The broken lines consisting of evenly spaced dash lines in the drawing depict parts of the electric cigarette that form no part of the claimed design.

The broken lines consisting of long and short dashed lines in the drawings depict the boundary of the claimed invention and it is understood that the claim extends to the boundary that forms no part of the claimed design.

(56) **References Cited**
U.S. PATENT DOCUMENTS
D472,341 S * 3/2003 Cohen Harel D27/141
D723,737 S * 3/2015 Liu D27/189
D736,457 S * 8/2015 Liu D27/189
D792,643 S * 7/2017 Wong D27/101
D799,110 S * 10/2017 Qiu D27/101
D799,113 S * 10/2017 Qiu D27/101
D807,575 S * 1/2018 Luo D27/141
D807,579 S * 1/2018 Wu D27/189

1 Claim, 12 Drawing Sheets



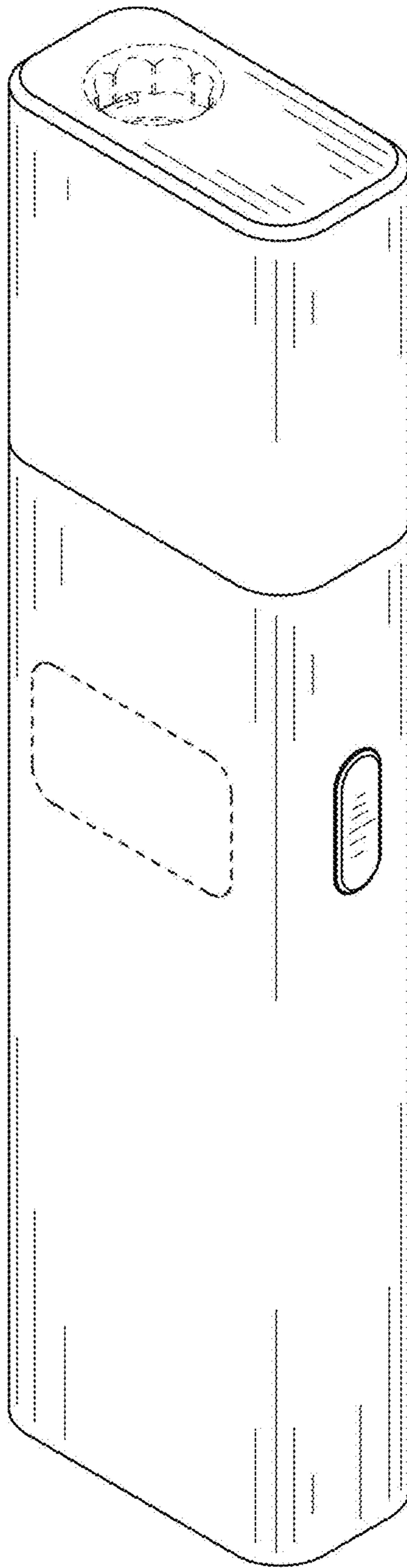


FIG. 1

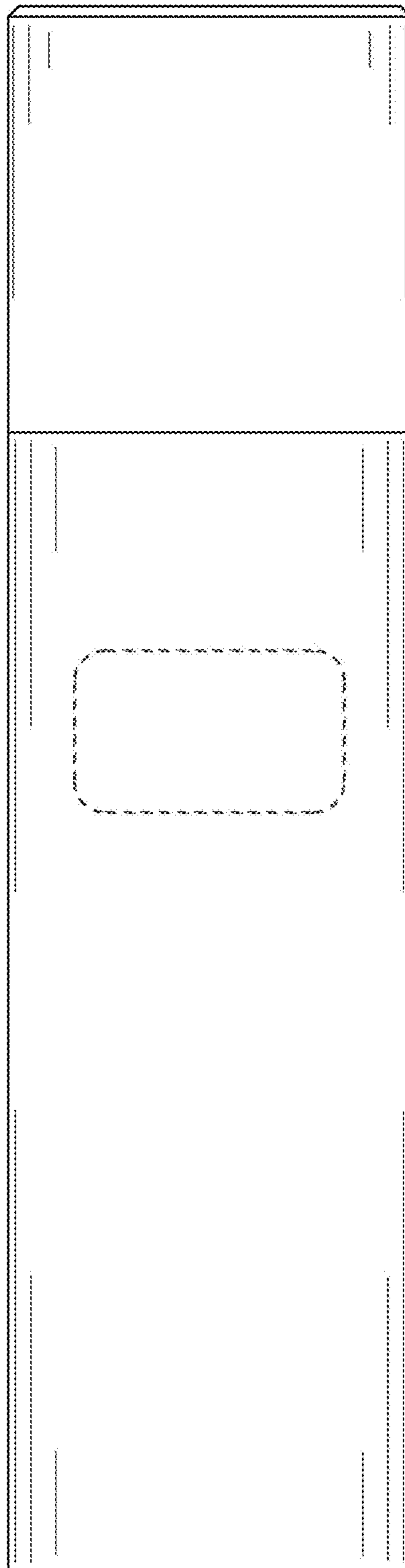


FIG. 2




FIG. 3




FIG. 4

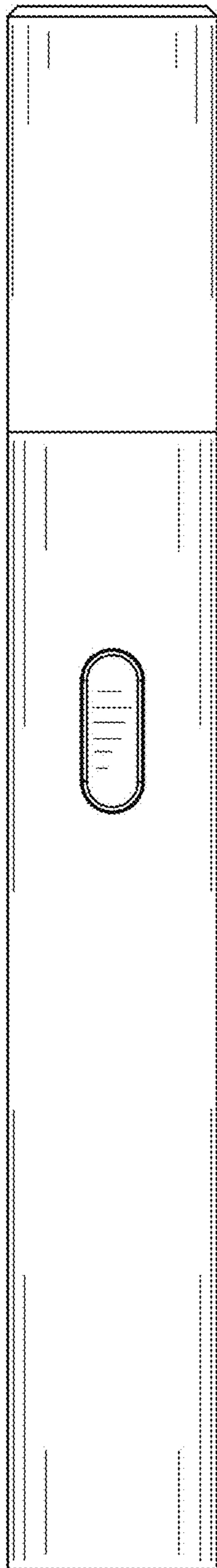


FIG. 5

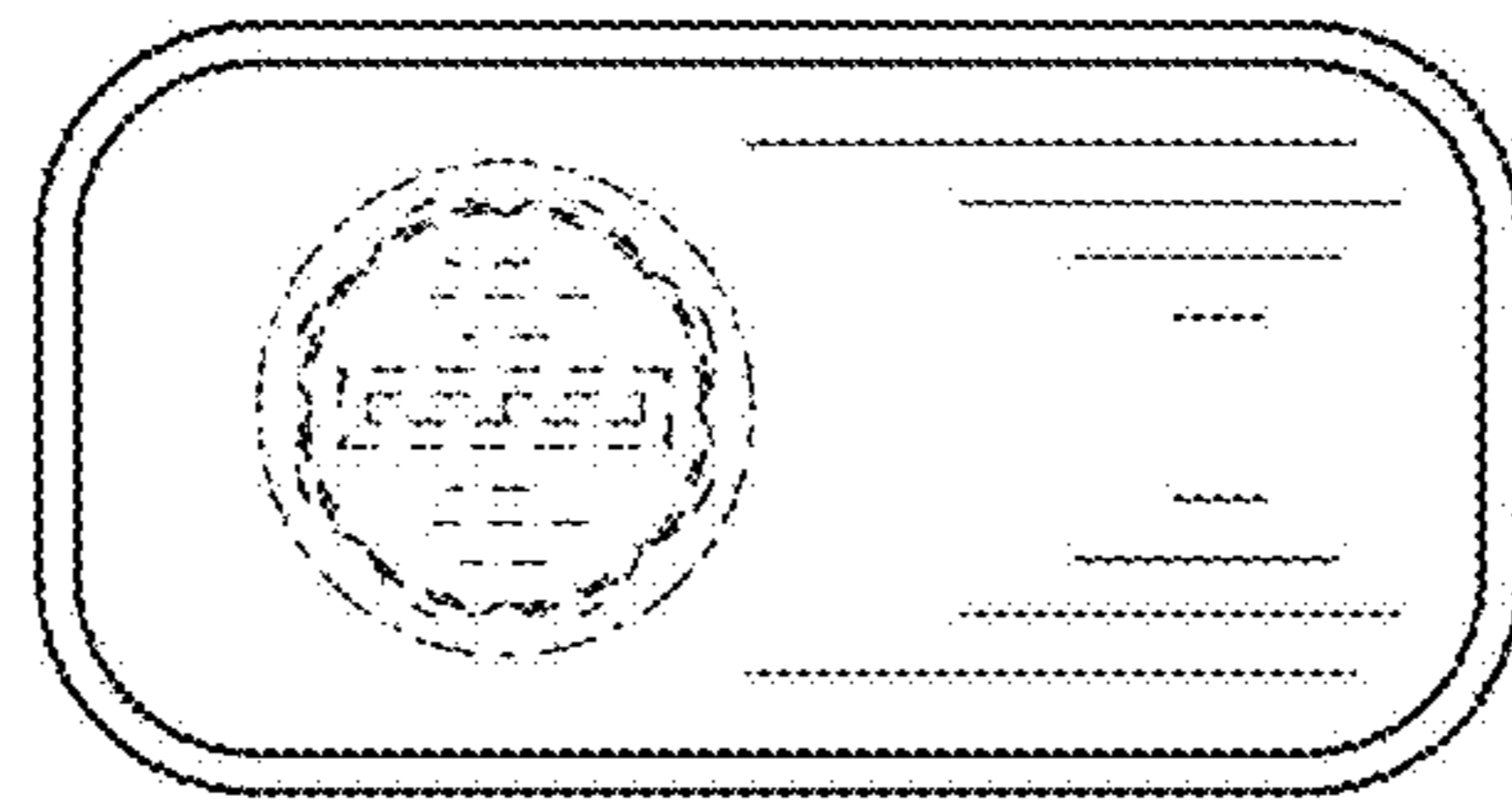


FIG. 6

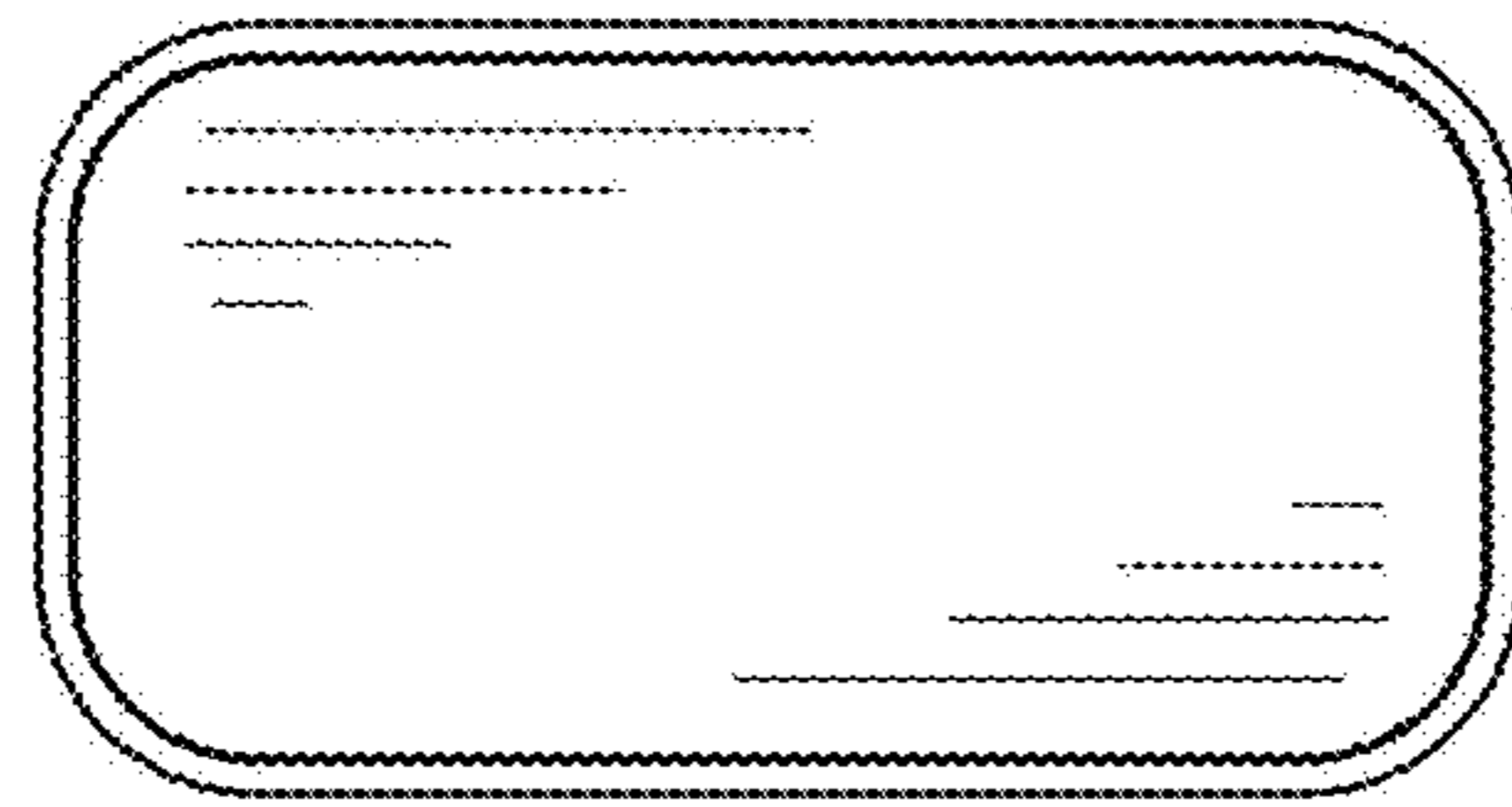


FIG. 7

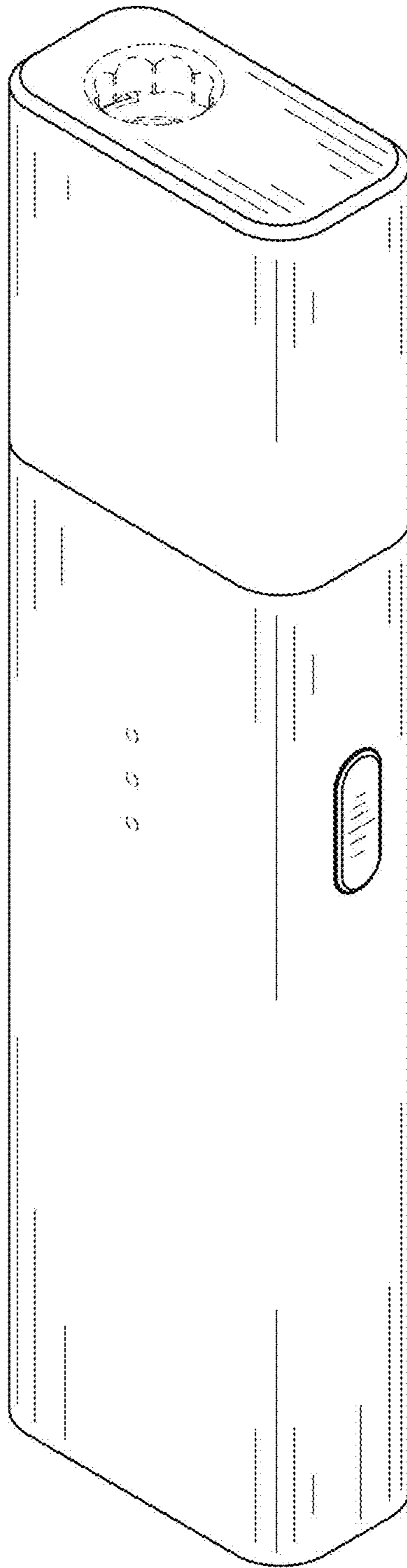


FIG. 8




FIG. 9




FIG. 10




FIG. 11

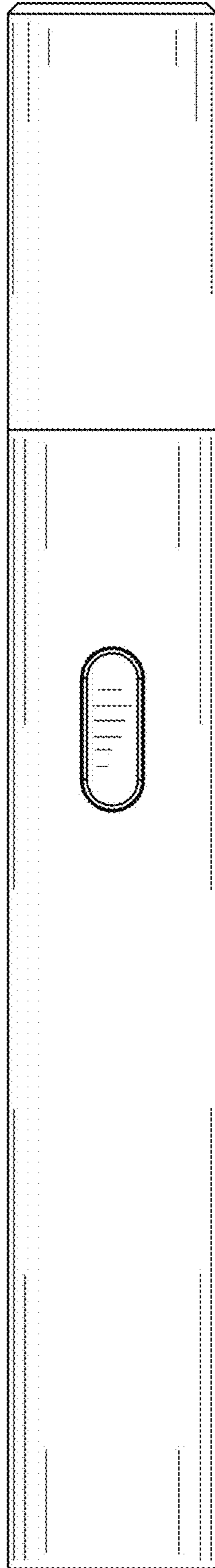


FIG. 12

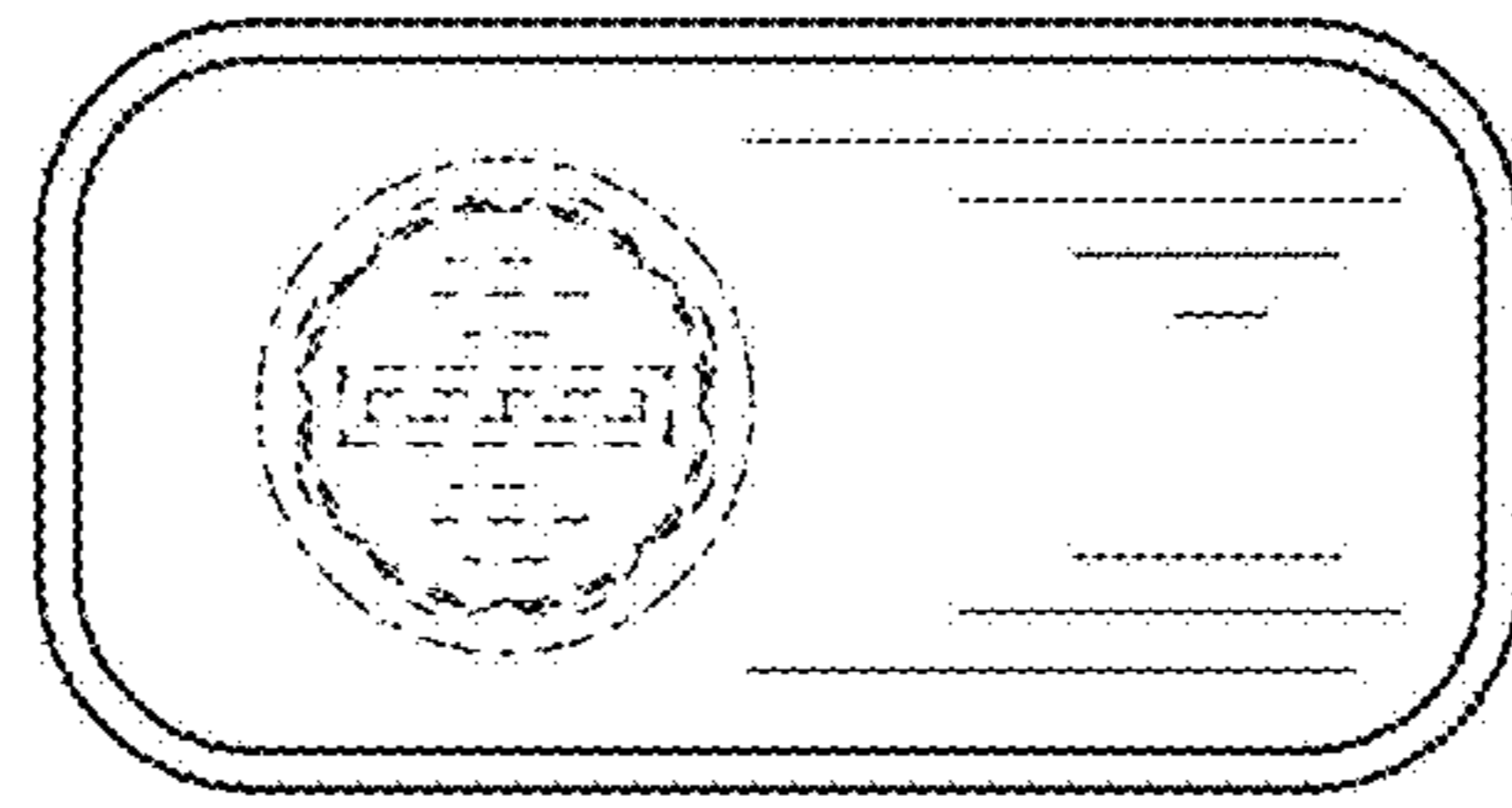


FIG. 13

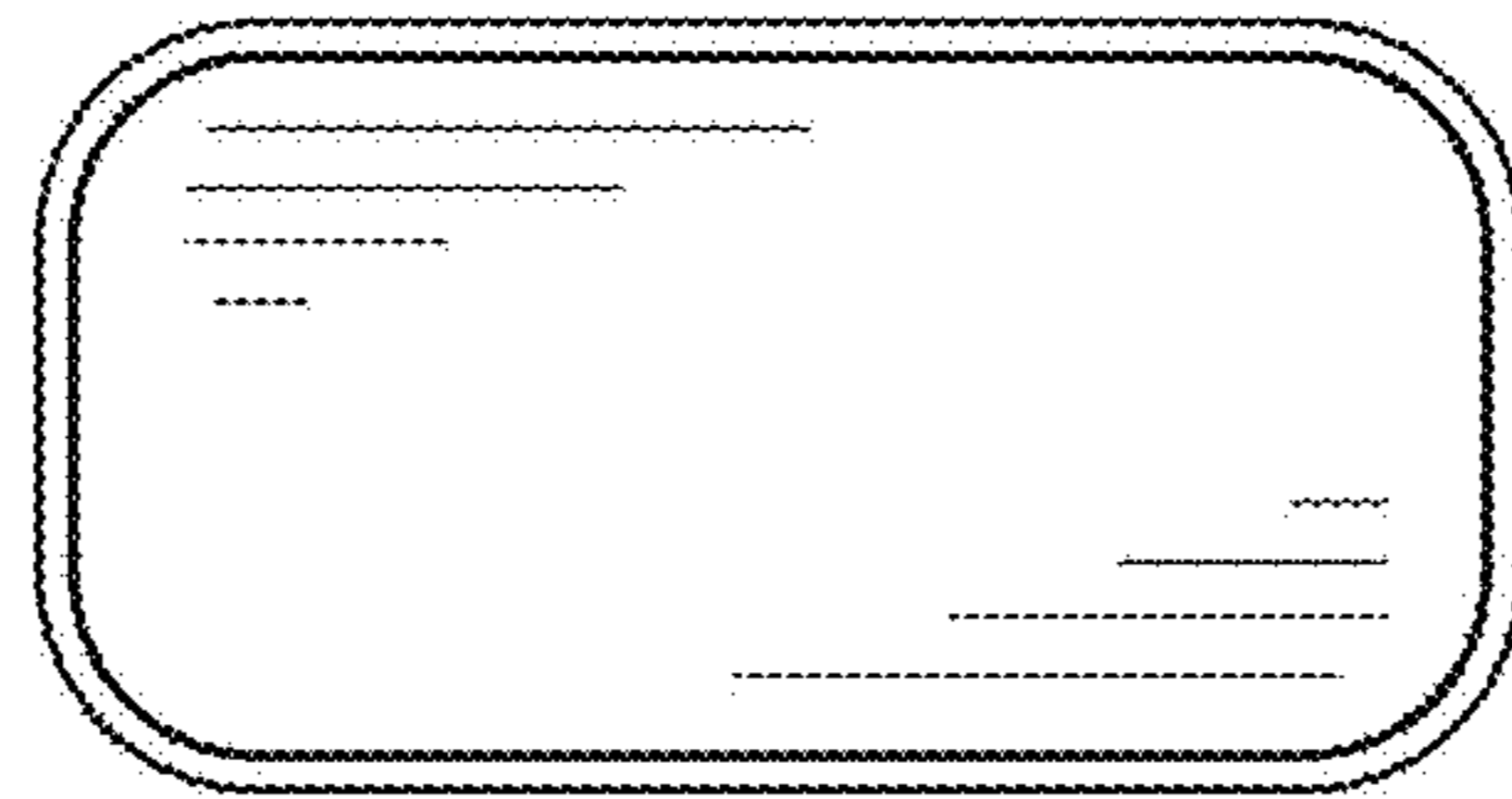


FIG. 14